



A TEREX BRAND

Parts Manual

Serial Number Range

GS-1530

to SN 59999

GS-1930

Part No. 39529

Rev K9

June 2018

Technical Publications

Genie has endeavored to deliver the highest degree of accuracy possible. However, continuous improvement of our products is a Genie policy. Therefore, product specifications are subject to change without notice.

Readers are encouraged to notify Genie of errors and send in suggestions for improvement. All communications will be carefully considered for future printings of this and all other manuals.

Contact Us:

Internet: www.genielift.com
e-mail: awp.techpub@terex.com

Find a Manual for this Model


Go to <http://www.genielift.com>

Use the links to locate Operator's, Parts, Maintenance, and Service and Repair Manuals.

Copyright © 2011 by Terex Corporation

39529 Rev J July 2009
First Edition, Ninth Printing

Genie is a registered trademark of Terex South Dakota, Inc. in the USA and many other countries. "GS" is a trademark of Terex South Dakota, Inc.

 Printed on recycled paper

Genie
A TEREX BRAND

Model: GS-1930
 Serial number: GS3005A-12345
 Model year: 2005 Manufacture date: 04/12/05
 Electrical schematic number: ES0141
 Machine unladen weight: 2,714 lb / 1,231 N

Rated work load (including occupants): 500 lb / 227 kg
 Maximum allowable inclination of the chassis:
 N/A

Gradeability: N/A

Maximum allowable side force : 100 lb / 445 N
 Maximum number of platform occupants:2

Country of manufacture: USA
 This machine complies with:
 ANSI A92.6-
 B354.2-

Terex South Dakota, Inc.
 18340 NE 76th Street
 Redmond, WA 98052
 USA


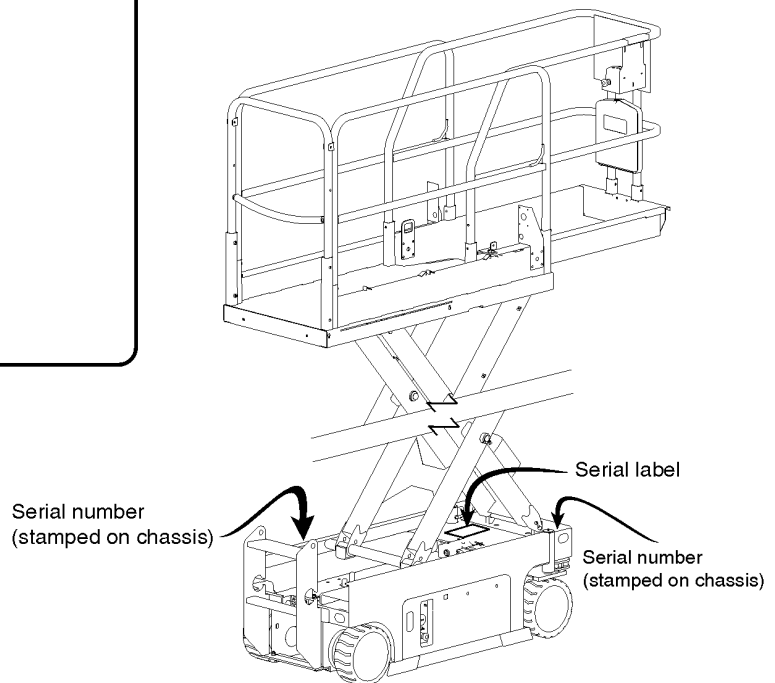
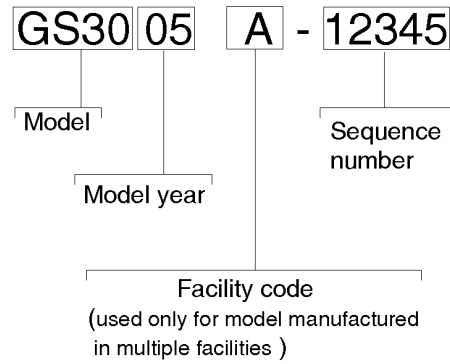



Table of Contents

This manual is updated frequently. If you have a printed manual, you can keep it up to date by downloading new figures from the Genie website at www.genielift.com. For the most up-to-date parts information, visit the Parts Lookup System on the Genie website at www.genielift.com.

How to Read Your Serial Number.....3
 Parts Stocking List.....7
 How to Order Parts.....8
 Service Parts Fax Order Form.....9

Electronic Version

Click on any page number to view the figure.

100 Decals and Paint

101.1 Decals and Paint.....10
 102.1 Platform Control Box Decals.....14

200 Drive Chassis Components

201.1 Steer Axle Linkage and Wheels (to serial number 1999).....16
 201.2 Steer Axle Linkage and Wheels (from serial number 2000 to 25899).....18
 201.3 Steer Axle Linkage and Wheels (from serial number 25900 to 35799).....20
 201.4 Steer Axle Linkage and Wheels (from serial number 35800 to 42999).....22
 201.5 Steer Axle Linkage and Wheels (from serial number 43000 to 59999).....24
 202.1 Ground Controls and Level Sensor Installation (to serial number 1999).....26
 202.2 Ground Controls and Level Sensor Installation (from serial number 2000 to 18703).....28
 202.3 Ground Controls and Level Sensor Installation (from serial number 18704 to 35799).....30
 202.4 Ground Controls and Level Sensor Installation (from serial number 35800).....32
 203.1 Battery Charger.....34
 203.2 Battery Charger, Asia.....36
 203.3 Battery Charger, 220V AC, European.....38
 203.4 Battery Charger, Worldwide.....40
 204.1 Battery Pack Module (to serial number 1999).....42
 204.2 Battery Pack Module (from serial number 2000 to 18703).....44
 204.3 Battery Pack Module (from serial number 18704 to 35799).....46

204.4 Battery Pack Module (from serial number 35800).....48
 205.1 Battery Pack Module Installation (from serial number 18704 to 35799).....50
 205.2 Battery Pack Module Installation (from serial number 35800).....52
 206.1 Non-steer Axle, Counterweights and Brake Release Hand Pump (to SN 29767).....54
 206.2 Non-steer Axle, Counterweights and Brake Release Hand Pump (from SN 29768).....56
 207.1 Pothole Protection Assembly (to serial number 1999).....58
 207.2 Pothole Protection Assembly (from serial number 2000 to 35799).....60
 207.3 Pothole Protection Assembly (from serial number 35800).....62
 208.1 Power Unit Module (to serial number 1999).....64
 208.2 Power Unit Module (from serial number 2000 to 16988).....66
 208.3 Power Unit Module (from serial number 16989 to 35799).....68
 208.4 Power Unit Module (from serial number 35800).....70
 209.1 Power Unit Module Installation (to serial number 1999).....72
 209.2 Power Unit Module Installation (from serial number 2000 to 35799).....74
 209.3 Power Unit Module Installation (from serial number 35800).....76
 210.1 Hydraulic Power Unit.....78
 211.1 Ground Controls (to SN 28695).....80
 211.2 Ground Controls (from SN 28696 to 45894).....82
 211.3 Ground Controls (from SN 45895).....84
 212.1 Function Manifold (to serial number 6843).....86
 212.2 Function Manifold (from serial number 6844 to 35799).....88
 212.3 Function Manifold (from serial number 35800).....90
 213.1 Brake Release Hand Pump Manifold.....92
 214.1 Hydraulic Hoses and Fittings (to serial number 35799).....94
 214.2 Hydraulic Hoses and Fittings (from serial number 35800).....98
 215.1 Power Cables - Drive Chassis (to serial number 27543, without contactor).....102
 215.2 Power Cables - Drive Chassis (from serial number 27544, without contactor).....104
 215.3 Power Cables - Drive Chassis (from serial number 27544, with contactor).....106

300 Scissor Components

301.1 Scissor Assembly, GS-1530, View 1 (to serial number 631).....108

301.2 Scissor Assembly, GS-1530, View 1 (from serial number 632 to 2130).....	110	505.1 Voltage Inverter.....	172
302.1 Scissor Assembly, GS-1530, View 2 (to serial number 631).....	112	506.1 Battery - Maintenance Free.....	174
302.2 Scissor Assembly, GS-1530, View 2 (from serial number 632 to 23567).....	114	Indices	
302.3 Scissor Assembly, GS-1530, View 2 (from serial number 23568 to 50515).....	116	Part Number Index.....	176
302.4 Scissor Assembly, GS-1530, View 2 (from serial number 50515).....	118	Part Description Index.....	180
303.1 Scissor Assembly, GS-1930, View 1 (to serial number 631).....	120	Cross References	
303.2 Scissor Assembly, GS-1930, View 1 (from serial number 632).....	122	Fittings Cross Reference.....	186
304.1 Scissor Assembly, GS-1930, View 2 (to serial number 631).....	124		
304.2 Scissor Assembly, GS-1930, View 2 (from serial number 632 to 23567).....	126		
304.3 Scissor Assembly, GS-1930, View 2 (from serial number 23568 to 50515).....	128		
304.4 Scissor Assembly, GS-1930, View 2 (from serial number 50516).....	130		
305.1 Lift Cylinder Assembly, GS-1530, GS-1930 (from serial number 23568).....	132		
400 Platform Components			
401.1 Platform Installation.....	134		
402.1 Platform Railings with Entry Chain - Round Tube.....	136		
403.1 Platform Railings with Entry Gate - Round Tube.....	138		
404.1 Platform Entry Gate Installation - Round Tube.....	140		
405.1 Platform Extension - Round Tube.....	142		
406.1 Platform Railings and Platform Extension - Square Tube.....	144		
407.1 Power to Platform.....	146		
408.1 Platform Controls (to serial number 17407).....	148		
408.2 Platform Controls (from serial number 17408 to 42999).....	150		
408.3 Platform Controls (from serial number 43000 to 51014).....	152		
408.4 Platform Controls (from serial number 51015).....	154		
409.1 Joystick Controller (to serial number 17407).....	156		
409.2 Joystick Controller (from serial number 17408 to 51014).....	158		
409.3 Joystick Controller (from serial number 51015).....	160		
410.1 Control Cable - Chassis to Platform.....	162		
500 Accessories			
501.1 Alarms, Horn and Flashing Beacon.....	164		
502.1 Air Line to Platform.....	166		
503.1 Platform Worklight.....	168		
504.1 Platform Overload Protection.....	170		

Required Parts

The following parts are required to perform maintenance procedures as outlined in the *Genie GS-1530 and GS-1930 Service Manual*.

Description	Part No.
Filter Element, 10 Micron.....	44788
Dielectric Grease.....	66399
Chevron Ultra-duty Grease (Lithium) or equivalent, EP NLGI 1.....(source locally)	
Breather Cap, Hydraulic Tank.....	78546
Cotter Pin, Castle Nut, Steer-end Wheels, GS-32, GS-46.....	13635-10
Cotter Pin, Castle Nut, Steer-end Wheels, GS-30 and Non-steer end Wheels, All Models	42079

Recommended Parts

Description	Part No.
Genie Blue Paint, 1 Gallon	32150
Genie Blue Paint, 12 Ounce Aerosol.....	1484
Genie Gray Paint, 1 Gallon.....	32151
Genie Gray Paint, 12 Ounce Aerosol	1268

Genie also offers the following support documents:

EMI Safety Manual	27581
Manual of Responsibilities ANSI A92.5	44163

How to Order Parts

Please be prepared with the following information when ordering replacement parts for your Terex or Genie product.

- Machine model number
- Machine serial number
- Part number
- Part description and quantity
- Purchase order number
- "Ship to" address
- Desired method of shipment
- Name and telephone number of the authorized distributor in your area

Use the Service Parts Fax Order Form on the next page and fax your order to our Parts Department.

If you don't know the name of your authorized distributor, or if your area is not currently serviced by an authorized distributor, please call Terex or Genie Industries.

Machine Information

Model

Serial Number

Date of Purchase

Authorized Genie Distributor

Phone Number

North America

Telephone (425)881-1800

Toll Free (800)536-1800 in US and Canada

Fax (425)556-8659

Toll Free fax (888)274-6192

Email AWP.PartsSalesPO@terex.com

<http://genielift.com/en>

EMEAR (Europe, Middle East, Africa and Russia)

Telephone (31)(165)519 313

Fax (31)(165)511 148

<http://genielift.co.uk>

Asia Pacific (Genie Singapore)

Telephone +65 6692 7777

Fax +65 6261 8893

<http://genielift.com.sg/>

Australia

Telephone (61)(7)3456 4444

Fax (61)(7)3456 4466

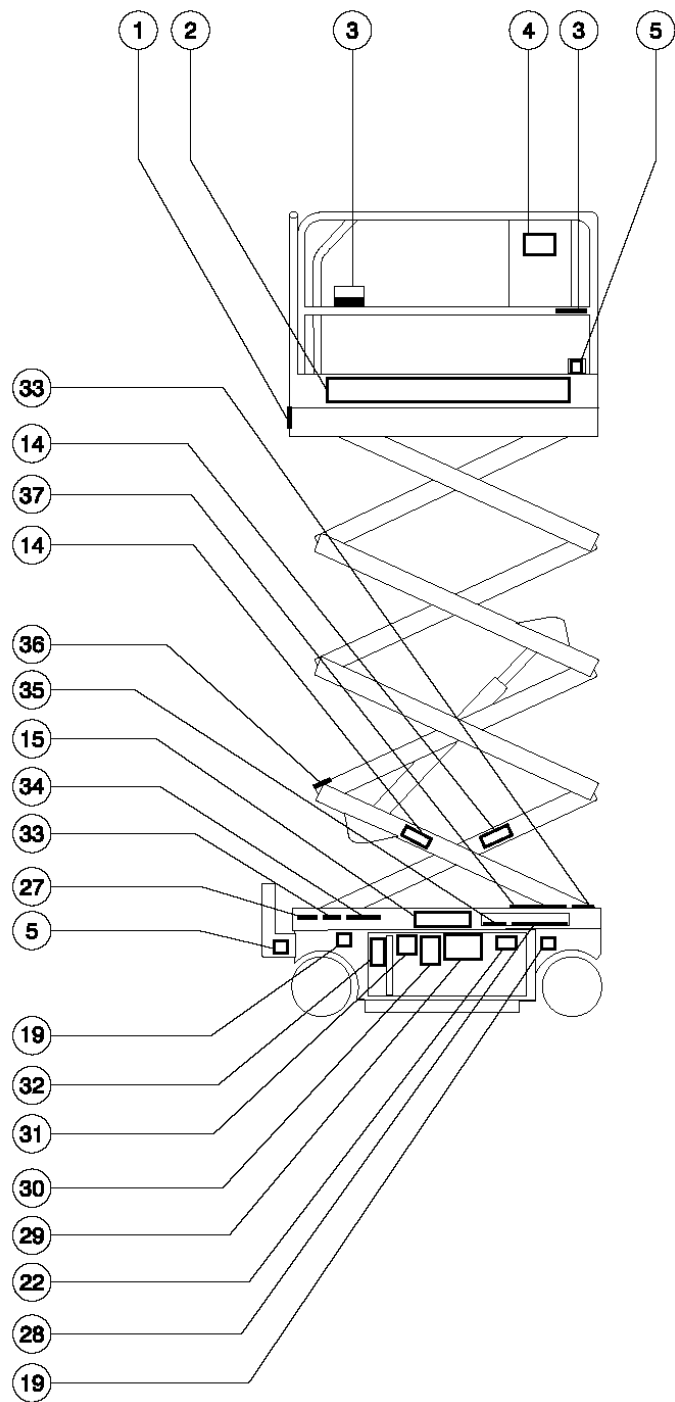
<http://genielift.com.au>

South America

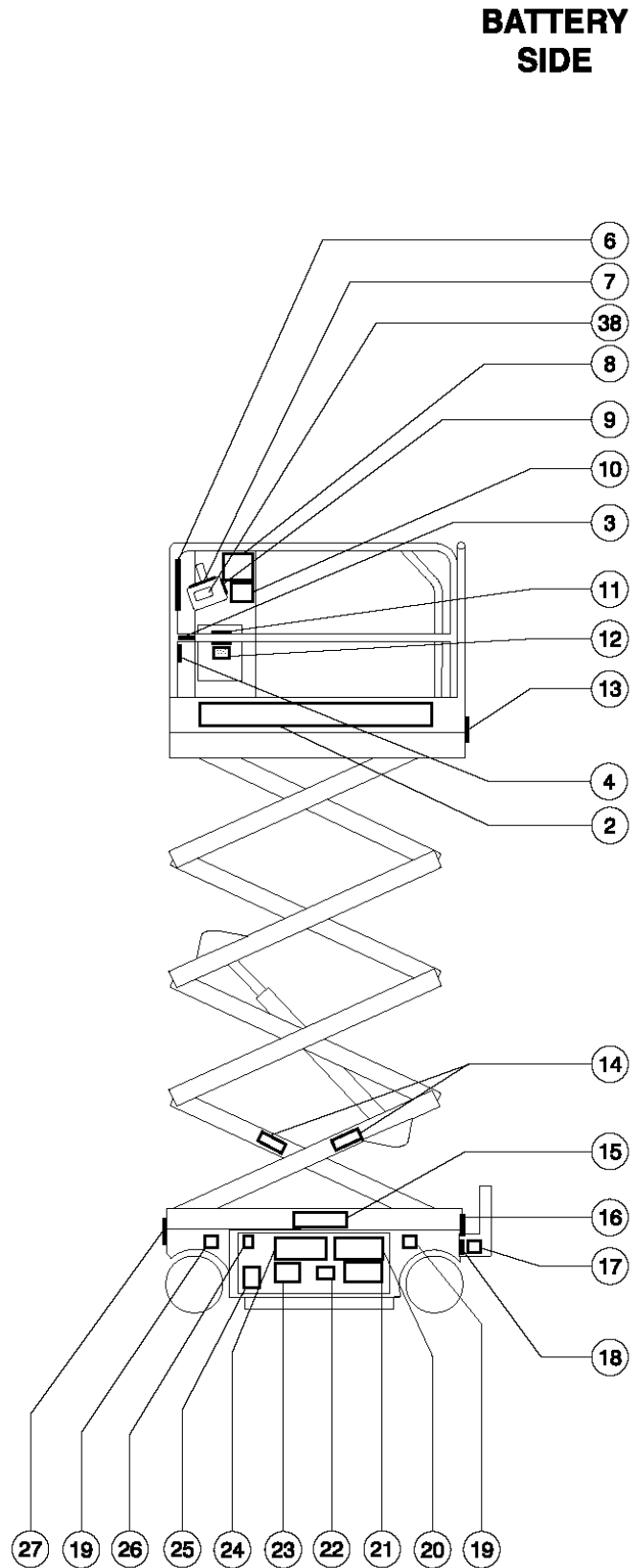
Telephone (55)(11)4082 5600

Fax (55)(11)4082 5630

101.1 Decals and Paint



**GROUND
CONTROLS
SIDE**



**BATTERY
SIDE**

101.1 Decals and Paint

Item	Part No.	Description	Qty.	Item	Part No.	Description	Qty.
--	1268GT	PAINT,AEROSOL,GENIE GRAY***		5A	28174GT	DECAL, POWER TO PLATFORM 230V**.....	2
--	1484GT	PAINT,AEROSOL,BRIGHT BLUE***		6	43091GT	DECAL,DANGER,GENERAL SAFETY....	1
--	32150GT	PAINT,WET,GENIE BLUE (1 GL)**		7		Ref. Label - Platform Control Box..... <i>(refer to Figure 102.1)</i>	1
--	32151GT	PAINT,WET,GENIE GRAY (1 GL)**		8	43090GT	DECAL,NOTICE, OPER INST, PCP.....	1
A	214873GT	DECAL KIT,1530 COMP,ANSI/CSA <i>(North American models)</i>		9	46238GT	DECAL,NOTICE,ERROR LIGHT.....	1
B	214875GT	DECAL KIT,1530 PLAT,ANSI/CSA <i>(North American models)</i>		10	44736GT	DECAL,DANGER,TIP-OVER,TILT.....	1
C	214876GT	DECAL KIT,1530 COMP,CE <i>(European models)</i>		11	28236GT	DECAL,WARN,IMPROPER OPERATION.....	1
D	214877GT	DECAL KIT,1530 PLAT,CE <i>(European models)</i>		12	28176GT	DECAL,LABEL,MANUAL NOT HERE..... <i>(located inside manual storage box)</i>	1
E	214878GT	DECAL KIT, 1530 COMP, AUS <i>(Australia models)</i>		13	43092GT	DECAL,NOTICE,MAX CAP 600 ANSI*.... GS-1530 (ANSI, CSA) (272 kg)	1
F	214879GT	DECAL KIT, 1530 PLAT, AUS <i>(Australia models)</i>		13A	52062GT	DECAL,NOTICE,MAX CAP 600 CE/AU... GS-1530 (272 kg)	1
G	214880GT	DECAL KIT, 1930 COMP, ANSI/CSA <i>(North American models)</i>		13B	44254GT	DECAL,NOTICE,MAX CAP 500 ANSI*.... GS-1930 (ANSI, CSA) (227 kg)	1
H	214881GT	DECAL KIT, 1930 PLAT, ANSI/CSA <i>(North American models)</i>		13C	52061GT	DECAL,NOTICE,MAX CAP 500 CE/AU... GS-1930 (227 kg)	1
I	214882GT	DECAL KIT, 1930 COMP, CE <i>(European models)</i>		14	44255GT	DECAL,DANGER,CRUSHING HAZARD.....	4
J	214883GT	DECAL KIT, 1930 PLAT, CE <i>(European models)</i>		15	43696GT	DECAL,DANGER,ELEC HAZARD,GS.....	2
K	214884GT	DECAL KIT,1930 COMP,AUS <i>(Australia models)</i>		16	44220GT	DECAL,DANGER,BRAKE REL SAFETY*.....	1
L	214885GT	DECAL KIT,1930 PLAT,AUS <i>(Australia models)</i>		17	44980GT	DECAL,LABEL,PWR TO CHARGR 115V.....	1
M	214886GT	DECAL KIT,1932 COMP,AUS <i>(Australia models)</i>		17A	43658GT	DECAL,LABEL,PWR TO CHARGR 230V.....	1
N	214887GT	DECAL KIT,1932 PLAT,AUS <i>(Australia models)</i>		18	31508GT	DECAL,DANGER,ELECT HAZARD,PLUG.....	1
--	1268GT	PAINT,AEROSOL,GENIE GRAY***		19	43093GT	DECAL,LABEL,TIRE SPECS.....	4
--	1484GT	PAINT,AEROSOL,BRIGHT BLUE***		20	72970GT	DECAL,INSTRUCTIONS-CHARGER OP.....	1
--	32150GT	PAINT,WET,GENIE BLUE (1 GL)**		21	43616GT	DECAL,NOTICE,BATTERY CONNECT.....	1
--	32151GT	PAINT,WET,GENIE GRAY (1 GL)**		22	44737GT	DECAL DANGER TIP OVER TRAYS.....	2
1	44253GT	DECAL,NOTICE,SIDE FORCE,ANSI**... <i>(ANSI, CSA) (448N)</i>	1	23	43617GT	DECAL,DANGER,TIP-OVER,BATTERY..	1
1A	52060GT	DECAL-NOTICE,SIDE FORCE GS30CE.....	1	24	46262GT	DECAL,DANGER,BATTERY SAFETY....	1
2	62053GT	DECAL,COSMETIC,GENIE GS-1530**...2	2	25	65052GT	DECAL,LABEL,FAULT CODES..... <i>(from SN 17408)</i>	1
2A	62054GT	DECAL,COSMETIC,GENIE GS-1930**...2	2	26	44753GT	DECAL, LABEL, LED READOUT.....	1
3	40434GT	DECAL,LANYARD ANCHORAGE POINT.....	3	27	28161GT	DECAL,WARN,CRUSH HAZARD HAND.....	2
4	43618GT	DECAL, LABEL - DIRECTION ARROWS.....	2	28	82448GT	DECAL, GROUND CONTROL PANEL....	1
5	28235GT	DECAL,POWER TO PLATFORM 115V...2	2	29	28175GT	DECAL,WARNING-COMPART ACCESS.....	1
				30	28164GT	DECAL,NOTICE,HAZARDOUS MAT'LS*.....	1

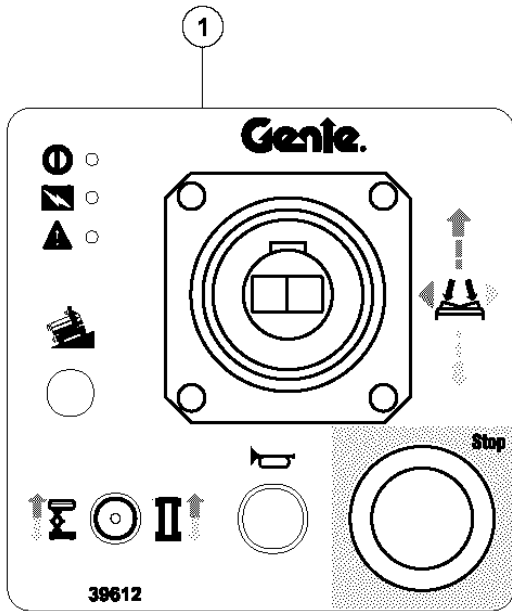


101.1 Decals and Paint
(continued)

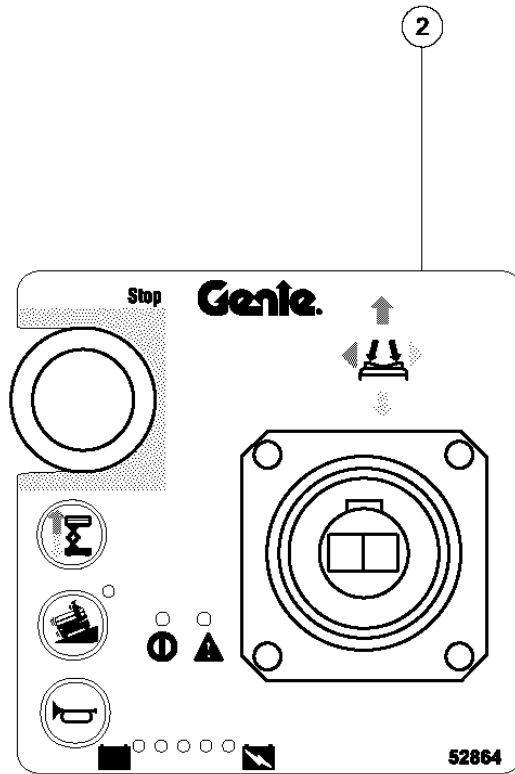
Item	Part No.	Description	Qty.
31	28171GT	DECAL,DANGER,NO SMOKING ***.....1	1
32	44994GT	DECAL,LABEL,DEXRON/FLUID LEVEL.....1	1
32A	82368GT	DECAL,LABEL,RYKON/FLUID LEVEL....1	1
33	31060GT	DECAL,DANGER DO NOT ALTER SWTC.....2	2
34	96472GT	SERIAL # LABEL,SCISSORS*****1	1
35	43619GT	DECAL,LABEL,SAFETY ARM.....1	1
36	37145GT	DECAL, MANUAL LOWERING VALVE....1	1
37	43089GT	DECAL,INSTRUCTIONS-OPER,GCP.....1	1
38	65057GT	DECAL, LABEL, GS30/32.....1 (to SN 17407)	1
38A	52864GT	DECAL,JOYSTICK CONTROLLER.....1 (from SN 17408)	1

This Page Intentionally Left Blank

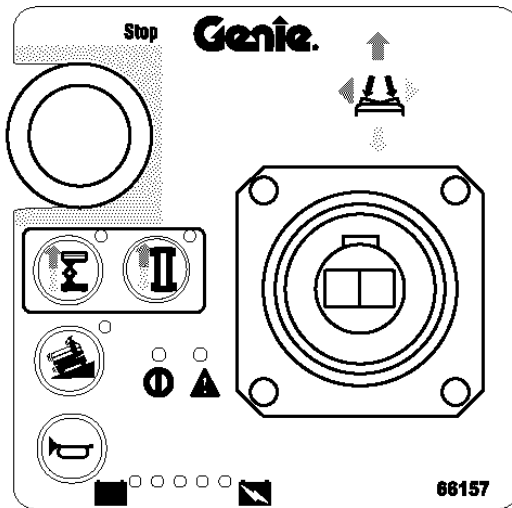
102.1 Platform Control Box Decals



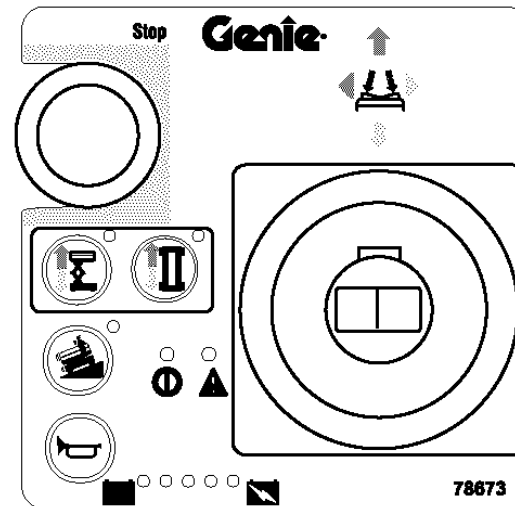
Gen I
Emergency Stop button in lower right corner



Gen II
One function select button (lift) AND
Emergency Stop button in upper left corner



Gen III
Two function select buttons (lift and drive) AND
Emergency Stop button in upper left corner AND
Joystick secured from outside box

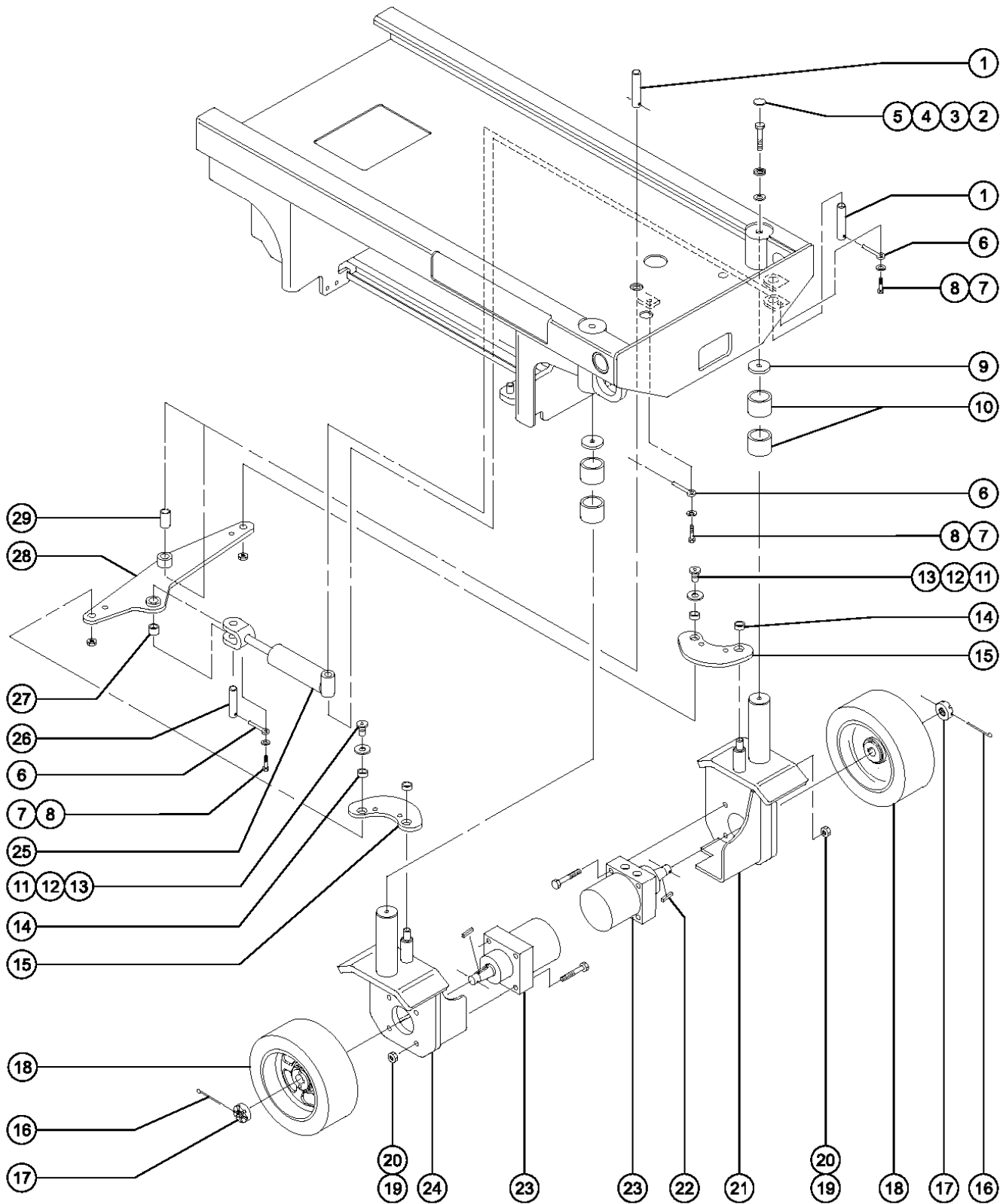


Gen IV
Two function select buttons (lift and drive) AND
Emergency Stop button in upper left corner AND
Large joystick base secured from inside box

102.1 Platform Control Box Decals

Item	Part No.	Description	Qty.
1	39612GT	DECAL,JOYSTICK**.....1 (Gen 1)	1
2	52864GT	DECAL,JOYSTICK CONTROLLER.....1 (Gen 2)	1
3	66157GT	OVERLAY,PLAT CONTROLLER SLAB....1 (Gen 3)	1
4	78673GT	OVERLAY, PLAT CONTRL BOX,GEN4~.....1 (Gen 4)	1

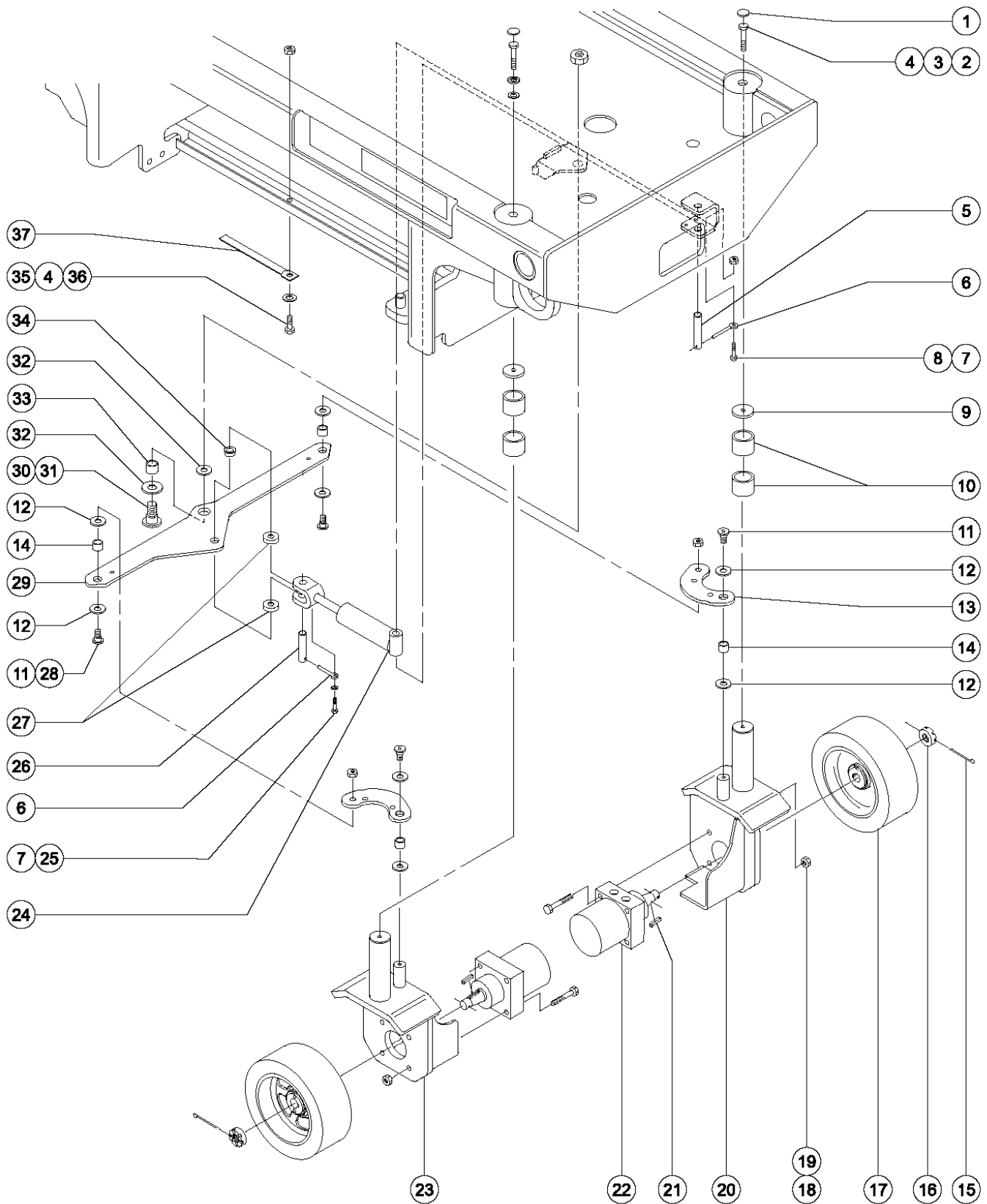
201.1 Steer Axle Linkage and Wheels (to serial number 1999)



201.1 Steer Axle Linkage and Wheels (to serial number 1999)

Item	Part No.	Description	Qty.
--	78068GT	STEERING,SRV KIT,GS1530/1930 * <i>steering update kit that includes bellcrank, steer links, bearings/bushings, pins, rods, and hardware needed to fully replace steering components</i>	
1	39250GT	PIN,0.75DIAX4.28LG,CHAMFER.....2	
2	47189GT	CAP,FINISHING,BLACK.....2	
3	6019GT	SCREW,HHC,3/8-16 X 1.25 GRD 5.....2	
4	47190GT	WASHER,FINISHING CAP.....2	
5	6097GT	WASHER,FLAT,USS,3/8",Y.....2	
6	45748GT	ROD END,.250 X 2.75 LG.....3	
7	6888GT	SCREW,HHC,1/4-20 X 1.....3	
8	6356GT	WASHER,LOCK,.25.....3	
9	39240GT	WASHER,THRUST,.5 X 2.438 X .25.....2	
10	18722GT	BEARING,2.25IDX2.50ODX1.50L***.....4	
11	47255GT	BOLT,SHORT SHOULDER.....2	
12	47520GT	WASHER,THRUST .75 X 1.25 X .06.....2	
13	38028GT	NUT,LP NYLOCK,5/8-11.....2	
14	39580GT	BEARING,0.75IDX1.00ODX0.38L.....4	
15	44251GT	STEER LNK ASSY.W/BRGS,GS1519.....2 <i>(includes 2 each item 14)</i>	
16	42079GT	PIN,COTTER,.156 X 2.5.....2	
17	44780GT	NUT,CASTLE,1.125-18 UNEF.....2	
18	105122GT	WHEEL & TIRE ASSY,LP,12*****.....2	
19	6198GT	NUT,NYLOCK,1/2-13.....8	
20	39479GT	SCREW,HHC,1/2-13 X 2.75.....8	
21	55989-SGT	WELDMENT STEERYOKE LH 30.....1 <i>(battery side)</i>	
22	44781GT	KEY,RECTANGULAR,.31X.28X1.25**.....2	
23	78221GT	SRVICE KIT,DRIVE MOTOR,GS30***.....2 <i>(to SN 45340) (includes drive motor and connector)</i>	
--	44782GT	SEAL KIT,DR MTR.GS15/19,Z20***.....2	
--	44783GT	BEARING,DRIVE MOTOR GS15/19.....2	
24	55990-SGT	WLDMNT,STEERYOKE,RIGHT,PAINT**..1	
25	39038GT	CYLINDER,GS STEER.....1	
25	44250GT	SEAL KIT-FOR P.N.39038(SCISRS).....1	
26	39586GT	PIN,0.75DIAX2.75LG,CHAMFER.....1	
27	39582GT	BEARING,.75ID X 1"OD X 1.00"LG.....1	
28	44252GT	BELLCRNK STEER W/BRGS.GS1519...1 <i>(includes items 11, 12, 13, 27 and 29)</i>	
29	39288GT	BEARING,.75ID X 1"OD X 2.0"LG.....1	

201.2 Steer Axle Linkage and Wheels (from serial number 2000 to 25899)

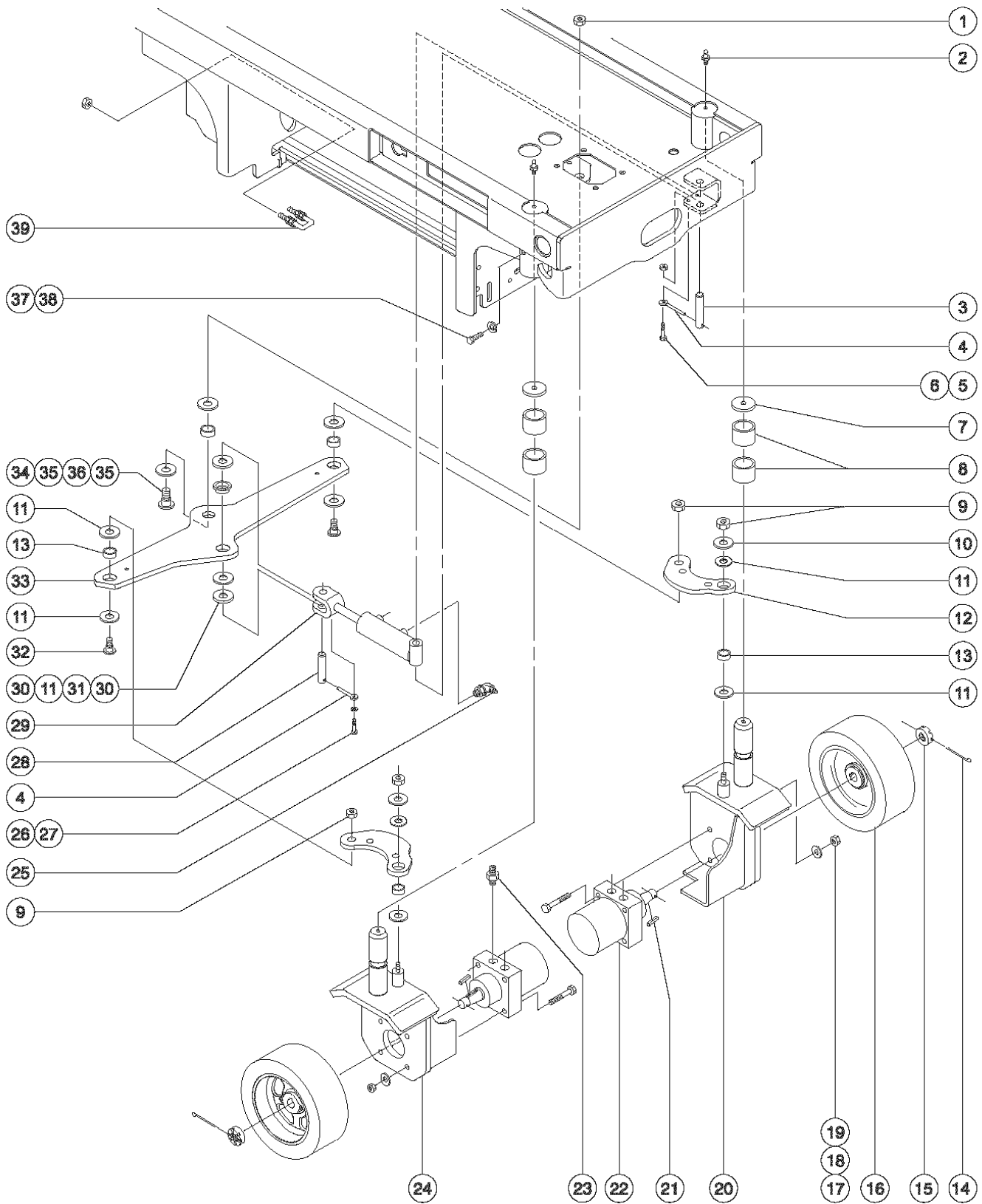


201.2 Steer Axle Linkage and Wheels (from serial number 2000 to 25899)

Item	Part No.	Description	Qty.	Item	Part No.	Description	Qty.
--	78068GT	STEERING,SRV KIT,GS1530/1930 * <i>(from SN 2000 to 25899) (includes heavy-duty bellcrank and steer links, and all pins and fasteners)</i>		29	52628GT	BELLCRNK STEER W/BRGS.GS30***...1 <i>(includes item 14 and items 33 and 34)</i>	
1	47189GT	CAP,FINISHING,BLACK.....	2	29A	78071GT	BELLCRANK ASSY,SERV KIT GS30.....1 <i>(from SN 2000 to 25899) for use ONLY after installation of 78068 steering service kit, above</i>	
2	6019GT	SCREW,HHC,3/8-16 X 1.25 GRD 5.....	2	30	47464GT	BOLT, WIDE SHOULDER.....	1
3	47190GT	WASHER,FINISHING CAP.....	2	31	8538GT	NUT,LP NYLOCK,3/4-10.....	1
4	6097GT	WASHER,FLAT,USS,3/8",Y.....	3	32	47521GT	WASHER,THRUST 1 X 1.75 X .058.....	2
5	39250GT	PIN,0.75DIAX4.28LG,CHAMFER.....	1	33	47462GT	BEARING,1.0ID X 1.25OD X .38LG.....	1
6	45748GT	ROD END,.250 X 2.75 LG.....	2	34	47548GT	BEARING,FL,0.75ID X 1 OD X .49.....	1
7	6888GT	SCREW,HHC,1/4-20 X 1.....	2	35	6175GT	SCREW,HHC,3/8-16 X 1.....	1
8	6889GT	NUT,LP NYLOCK,1/4-20.....	1	36	4828GT	NUT,NYLOCK,3/8-16.....	1
9	39240GT	WASHER,THRUST,.5 X 2.438 X .25.....	2	37	96317GT	GROUND STRAP,12"LG***.....1 <i>(12 inches) (30.48 cm)</i>	
10	18722GT	BEARING,2.25IDX2.50ODX1.50L ***.....	4				
11	47255GT	BOLT,SHORT SHOULDER.....	4				
12	47520GT	WASHER,THRUST .75 X 1.25 X .06.....	8				
13	48673GT	STEER LNK ASSY.W/BRGS,GS1519**.....2 <i>left and right sides (from SN 2000 to 25899)</i>					
13A	78072GT	SRV KIT,GS30 STEER LINK ASSY,L.....1 <i>left (from SN 2000 to 25899) for use ONLY after installation of 78068 steering service kit, above</i>					
13A	78073GT	SRV KIT,GS30 STEER LINK ASSY,R.....1 <i>right (from SN 2000 to 25899) for use ONLY after installation of 78068 steering service kit, above</i>					
14	39580GT	BEARING,0.75IDX1.00ODX0.38L.....	4				
15	42079GT	PIN,COTTER,.156 X 2.5.....	2				
16	44780GT	NUT,CASTLE,1.125-18 UNEF.....	2				
17	105122GT	WHEEL & TIRE ASSY,LP,12"*****.....	2				
18	6198GT	NUT,NYLOCK,1/2-13.....	8				
19	39479GT	SCREW,HHC,1/2-13 X 2.75.....	8				
20	55989-SGT	WELDMNT STEERYOKE LH 30.....1 <i>(battery side)</i>					
21	44781GT	KEY,RECTANGULAR,.31X.28X1.25".....	2				
22	78221GT	SRVICE KIT,DRIVE MOTOR,GS30***.....2 <i>(to SN 25899) (includes drive motor and connector)</i>					
--	44782GT	SEAL KIT,DR MTR.GS15/19,Z20***.....	2				
23	55990-SGT	WLDMNT,STEERYOKE,RIGHT,PAINT**.....1 <i>(ground controls side)</i>					
24	39038GT	CYLINDER,GS STEER.....	1				
--	44250GT	SEAL KIT-FOR P.N.39038(SCISRS).....	1				
25	6356GT	WASHER,LOCK,.25.....	1				
26	39586GT	PIN,0.75DIAX2.75LG,CHAMFER.....	1				
27	55355GT	SPACER,.75ID X 1.5OD X 1/4THK.....	2				
28	38028GT	NUT,LP NYLOCK,5/8-11.....	2				



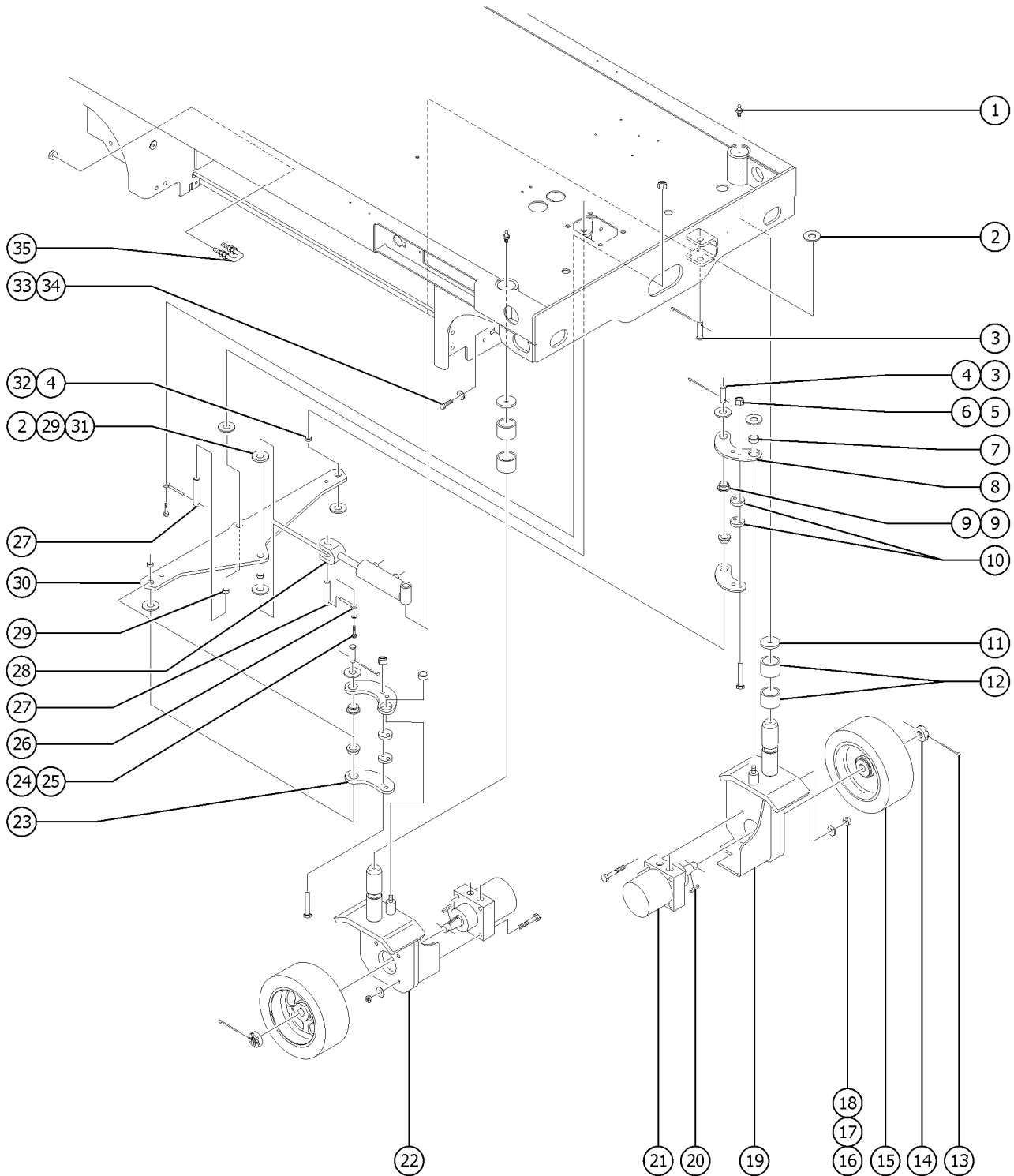
201.3 Steer Axle Linkage and Wheels (from serial number 25900 to 35799)



201.3 Steer Axle Linkage and Wheels (from serial number 25900 to 35799)

Item	Part No.	Description	Qty.	Item	Part No.	Description	Qty.
--	78068GT	STEERING,SRV KIT,GS1530/1930 * <i>(from SN 25900 to 35799) (includes heavy-duty bellcrank and steer links, and all pins and fasteners)</i>		27	6356GT	WASHER,LOCK,.25.....1	1
1	8538GT	NUT,LP NYLOCK,3/4-10.....1	1	28	39586GT	PIN,0.75DIA X 2.75LG,CHAMFER.....1 <i>(2.66 x 0.75 inch) (6.76 x 1.91 cm)</i>	1
2	55953GT	ZERK-GREASE,1/4-28, STRAIGHT.....2	2	29	39038GT	CYLINDER,GS STEER.....1	1
3	39250GT	PIN,0.75DIA X 4.28LG,CHAMFER.....1	1	--	44250GT	SEAL KIT-FOR P.N.39038(SCISRS).....1	1
4	45748GT	ROD END,.250 X 2.75 LG.....2	2	30	55355GT	SPACER,.75ID X 1.5OD X 1/4THK.....2	2
5	6888GT	SCREW,HHC,1/4-20 X 1.....2	2	31	47548GT	BEARING,FL,0.75ID X 1 OD X .49.....1 <i>(0.75 x 1 x 0.38 inch) (1.91 x 2.54 x 0.97 cm)</i>	1
6	6889GT	NUT,LP NYLOCK,1/4-20.....1	1	32	47255GT	BOLT,SHORT SHOULDER.....2	2
7	39240GT	WASHER,THRUST,.5 X 2.438 X .25.....2	2	33	52628GT	BELLCRNK STEER W/BRGS.GS30***...1 <i>(includes item 13 and items 31 and 36)</i>	1
8	18722GT	BEARING,2.25ID X 2.50OD X 1.50L***.....4 <i>(5.72 x 6.35 x 3.81 cm)</i>	4	33A	78071GT	BELLCRANK ASSY,SERV KIT GS30.....1 <i>(from SN 25900 to 35799) for use ONLY after installation of 78068 steering service kit, above</i>	1
9	38028GT	NUT,LP NYLOCK,5/8-11.....4	4	34	47464GT	BOLT, WIDE SHOULDER.....1	1
10	6035GT	WASHER,FLAT,USS,5/8",Y.....2	2	35	47521GT	WASHER,THRUST 1 X 1.75 X .058.....2 <i>(2.5 x 4.5 x 0.15 cm)</i>	2
11	47520GT	WASHER,THRUST .75 X 1.25 X .06.....8	8	36	47462GT	BEARING,1.0ID X 1.25OD X .38LG.....1 <i>(2.5 x 3.2 x 0.76 cm)</i>	1
12	52629GT	STEER LNK W/BRGS.GS30.....2 <i>left and right sides (includes item 13)</i>	2	37	55917GT	SCREW, YOKE LOCK ALL SLABS.....4	4
12A	78072GT	SRV KIT,GS30 STEER LINK ASSY,L.....1 <i>left (from SN 25900 to 35799) for use ONLY after installation of 78068 steering service kit, above</i>	1	38	20912GT	WASHER,LOCK,.437,PLTD.....4	4
12A	78073GT	SRV KIT,GS30 STEER LINK ASSY,R.....1 <i>right (from SN 25900 to 35799) for use ONLY after installation of 78068 steering service kit, above</i>	1	39	65969GT	U-BOLT ASSY, HANDLE CATCH**.....2	2
13	39580GT	BEARING,0.75ID X 1.00OD X 0.38L.....4 <i>(1.91 x 2.54 x 0.97 cm)</i>	4	--	6034GT	NUT,HEX,JAM,1/2-13.....2	2
14	42079GT	PIN,COTTER,.156 X 2.5.....2	2				
15	44780GT	NUT,CASTLE,1.125-18 UNEF.....2	2				
16	105122GT	WHEEL & TIRE ASSY,LP,12"*****.....2 <i>(non-marking) (12 inches)</i>	2				
17	6198GT	NUT,NYLOCK,1/2-13.....8	8				
18	6095GT	WASHER,FLAT,USS,1/2",Y.....8	8				
19	8357GT	SCREW,HHC,1/2-13 X 3.5.....8	8				
20	55989-SGT	WELDMNT STEERYOKE LH 30.....1 <i>(battery side)</i>	1				
21	44781GT	KEY,RECTANGULAR,.31X.28X1.25**.....2 <i>(0.79 x 0.71 x 3.18 cm)</i>	2				
22	78221GT	SRVICE KIT,DRIVE MOTOR,GS30***.....2 <i>(includes drive motor and connector)</i>	2				
--	44782GT	SEAL KIT,DR MTR.GS15/19,Z20***.....2	2				
23		Ref. Fitting - Connector.....2 <i>(refer to Figure 213.1)</i>	2				
24	55990-SGT	WLDMNT,STEERYOKE,RIGHT,PAINT**.....1 <i>(ground controls side)</i>	1				
25		Ref. Fitting - Elbow.....1 <i>(refer to 213.1)</i>	1				
26	6090GT	SCREW,HHC,1/4-20 X .75.....1	1				

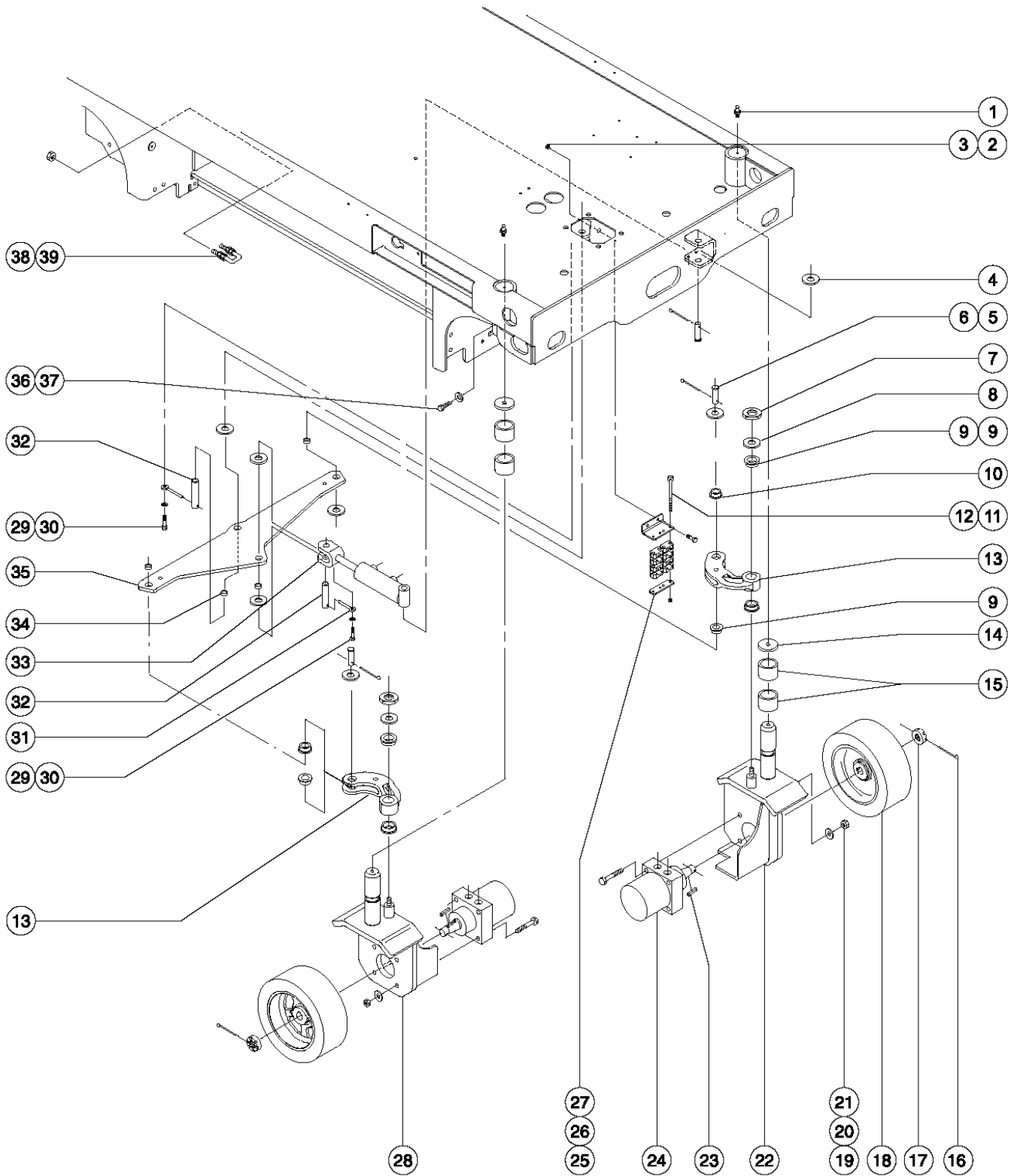
201.4 Steer Axle Linkage and Wheels (from serial number 35800 to 42999)



201.4 Steer Axle Linkage and Wheels (from serial number 35800 to 42999)

Item	Part No.	Description	Qty.	Item	Part No.	Description	Qty.
A	78068GT	STEERING,SRV KIT,GS1530/1930 * (from SN 35800 to 42999) (includes heavy-duty bellcrank and steer links, and all pins and fasteners)		27	39586GT	PIN,0.75DIAX2.75LG,CHAMFER.....1	
1	55953GT	ZERK-GREASE,1/4-28, STRAIGHT.....2		28	39038GT	CYLINDER,GS STEER.....1	
2	55355GT	SPACER,.75ID X 1.5OD X 1/4THK.....2		--	44250GT	SEAL KIT-FOR P.N.39038(SCISRS).....1	
3	6545GT	PIN,CLEVIS,.75 X 2.....2		29	47547GT	BEARING,FL,.75IDX1.25ODX.5 L.....2 (1.91 x 2.54 x 1.27 cm)	
4	47520GT	WASHER,THRUST .75 X 1.25 X .06.....3		30A	78071GT	BELLCRANK ASSY,SERV KIT GS30.....1 (includes items 29 and 32)	
5	4828GT	NUT,NYLOCK,3/8-16.....4		30B	78071GT	BELLCRANK ASSY,SERV KIT GS30 (from SN 35800 to 42999) for use ONLY after installation of 78068 steering service kit, above	
6	5224GT	SCREW,HHC,3/8-16 X 2.....4		31	78055GT	SPACER, POTHOLE ACTUATOR.....1	
7	39580GT	BEARING,0.75IDX1.00ODX0.38L.....2		32	39581GT	BEARING,0.75IDX1.00ODX0.50L.....2 (1.91 x 2.54 x 1.27 cm)	
8A	65976GT	PLATE,STEER LINK,LH,GS-30.....2 Top		33	55917GT	SCREW, YOKE LOCK ALL SLABS.....4	
8B	78072GT	SRV KIT,GS30 STEER LINK ASSY,L.....1 (from SN 35800 to 42999) for use ONLY after installation of 78068 steering service kit, above		34	20912GT	WASHER,LOCK,.437,PLTD.....4	
9	47548GT	BEARING,FL,0.75ID X 1 OD X .49.....4 (0.75 x 1 x 0.38 inch) (1.91 x 2.54 x 0.97 cm)		35	65969GT	U-BOLT ASSY, HANDLE CATCH**.....2	
10	66785GT	PLATE, STEER LINK, SPACER.....4		--	6034GT	NUT,HEX,JAM,1/2-13.....2	
11	39240GT	WASHER,THRUST,.5 X 2.438 X .25.....2					
12	18722GT	BEARING,2.25IDX2.50ODX1.50L***.....4 (5.72 x 6.35 x 3.81 cm)					
13	42079GT	PIN,COTTER,.156 X 2.5.....2					
14	44780GT	NUT,CASTLE,1.125-18 UNEF.....2					
15	105122GT	WHEEL & TIRE ASSY,LP,12*****.....2 (non-marking)					
16	6198GT	NUT,NYLOCK,1/2-13.....10					
17	6095GT	WASHER,FLAT,USS,1/2",Y.....8					
18	8357GT	SCREW,HHC,1/2-13 X 3.5.....8					
19	55989-SGT	WELDMNT STEERYOKE LH 30.....1 (battery side)					
20	44781GT	KEY,RECTANGULAR,.31X.28X1.25**.....2 (0.79 x 0.71 x 3.18 cm)					
21	78221GT	SRVICE KIT,DRIVE MOTOR,GS30***.....2 (includes drive motor and connector)					
--	44782GT	SEAL KIT,DR MTR.GS15/19,Z20***.....2					
22	55990-SGT	WLDMNT,STEERYOKE,RIGHT,PAINT**.....1 (ground controls side)					
23A	65977GT	PLATE,STEER LINK,RH,GS-30.....2 Bottom					
23B	78073GT	SRV KIT,GS30 STEER LINK ASSY,R (from SN 35800 to 42999) for use ONLY after installation of 78068 steering service kit, above					
24	6090GT	SCREW,HHC,1/4-20 X .75.....1					
25	6356GT	WASHER,LOCK,.25.....1					
26	45748GT	ROD END,.250 X 2.75 LG.....2					

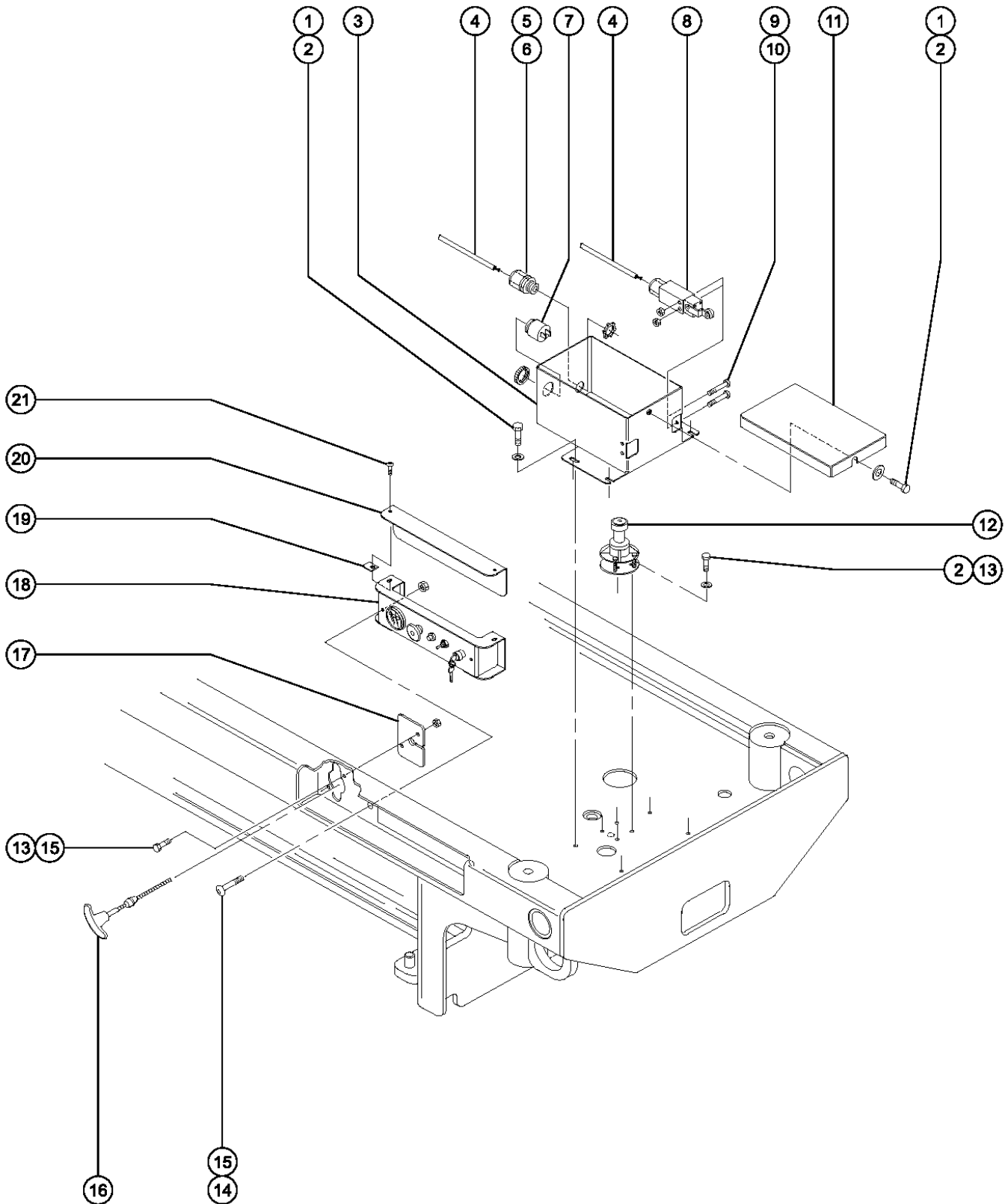
201.5 Steer Axle Linkage and Wheels (from serial number 43000 to 59999)



201.5 Steer Axle Linkage and Wheels (from serial number 43000 to 59999)

Item	Part No.	Description	Qty.	Item	Part No.	Description	Qty.
1	55953GT	ZERK-GREASE,1/4-28, STRAIGHT.....	2	24B	96388GT	MOTOR,HYDRAULIC,530,14.0CU.IN*....	2
2	6019GT	SCREW,HHC,3/8-16 X 1.25 GRD 5.....	2			(from SN 54240) (includes items 17 and 23)	
3	4828GT	NUT,NYLOCK,3/8-16.....	2	25	66750GT	PLATE,HOSE ROUTING, BULKHEAD....	1
4	55355GT	SPACER,.75ID X 1.5OD X 1/4THK.....	2	26	66829GT	TUBE, CLAMP, 3/8 (PAIR).....	8
5	6545GT	PIN,CLEVIS,.75 X 2.....	2	27	66986GT	FORMING,HOSE ROUTING.....	1
6	13635-10GT	PIN,COTTER,.156 X 1.75.....	3			(to SN 53999)	
7	38028GT	NUT,LP NYLOCK,5/8-11.....	2	27A	96197GT	FORMING,HOSE ROUTING,BULKHEAD.....	1
8	6035GT	WASHER,FLAT,USS,5/8", Y.....	2			(from SN 54000)	
9	47946GT	BEARING,1.00IDX1.25ODX0.49L.....	4	28	78043GT	WELDMENT, R STEER YOKE, GS30.....	1
		(2.5 x 3.8 x 1 cm)				(ground controls side)	
10	47548GT	BEARING,FL,0.75ID X 1 OD X .49.....	4	28A	78307GT	WELDMENT,RIGHT YOKE,NIKKEN	
		(0.75 x 1.25 x 0.38 inch) (1.9 x 3.2 x 1.27 cm)				(ground controls side)	
11	6884GT	SCREW,HHC,1/4-20 X 2.5.....	4	29	6356GT	WASHER,LOCK,.25.....	2
12	6091GT	NUT,NYLOCK,1/4-20.....	4	30	6888GT	SCREW,HHC,1/4-20 X 1.....	2
13A	78072GT	SRV KIT,GS30 STEER LINK ASSY,L.....	1	31	45748GT	ROD END,.250 X 2.75 LG.....	2
		left; from SN 43000 to 43765		32	39586GT	PIN,0.75DIA X 2.75LG,CHAMFER.....	2
13A	78073GT	SRV KIT,GS30 STEER LINK ASSY,R.....	1	33	39038GT	CYLINDER,GS STEER.....	1
		right; from SN 43000 to 43765		--	44250GT	SEAL KIT-FOR P.N.39038(SCISRS).....	1
13B	97056GT	STEER LINK ASSEMBLY GS-30.....	2	34	39581GT	BEARING,0.75IDX1.00ODX0.50L.....	2
		from SN 43766; left and right sides				(1.91 x 3.18 x 0.97 cm)	
		(includes items 9 and 10)		35	78071GT	BELLCRANK ASSY,SERV KIT GS30.....	1
14	39240GT	WASHER,THRUST,.5 X 2.438 X .25.....	2			(includes item 10 and item 34)	
15	18722GT	BEARING,2.25IDX2.50ODX1.50L***.....	4	36	55917GT	SCREW, YOKE LOCK ALL SLABS.....	4
		(5.72 x 6.35 x 3.81 cm)		37	20912GT	WASHER,LOCK,.437,PLTD.....	4
16	42079GT	PIN,COTTER,.156 X 2.5.....	2	38	66778GT	U-BOLT,SQ BEND, 1/2-13.....	2
17	44780GT	NUT,CASTLE,1.125-18 UNEF.....	2	39	6198GT	NUT,NYLOCK,1/2-13.....	2
18	105122GT	WHEEL & TIRE ASSY,LP,12*****.....	2			(non-marking)	
19	6198GT	NUT,NYLOCK,1/2-13.....	8				
20	6095GT	WASHER,FLAT,USS,1/2", Y.....	8				
21	39479GT	SCREW,HHC,1/2-13 X 2.75.....	8				
22	78042GT	WELDMENT,L STEER YOKE, GS30.....	1				
		(battery side)					
22A	78308GT	WELDMENT,LEFT YOKE,NIKKEN					
		(battery side)					
23	44781GT	KEY,RECTANGULAR,.31X.28X1.25"*.....	2				
		(0.79 x 0.71 x 3.18 cm)					
24	78221GT	SRVICE KIT,DRIVE MOTOR,GS30***.....	2				
		(to SN 45340)					
--	44782GT	SEAL KIT,DR MTR.GS15/19,Z20***.....	2				
		(for 78221, 78209, 96388)					
--	44783GT	BEARING,DRIVE MOTOR GS15/19.....	2				
		(for 78221, 78209, 96388)					
24A	227782GT	SNAP RING (55193).....	2				
		for 78209					
24A	78209GT	DRIVE MOTOR,12.4 CU IN/REV***.....	2				
		(from SN 45341 to 54239)					

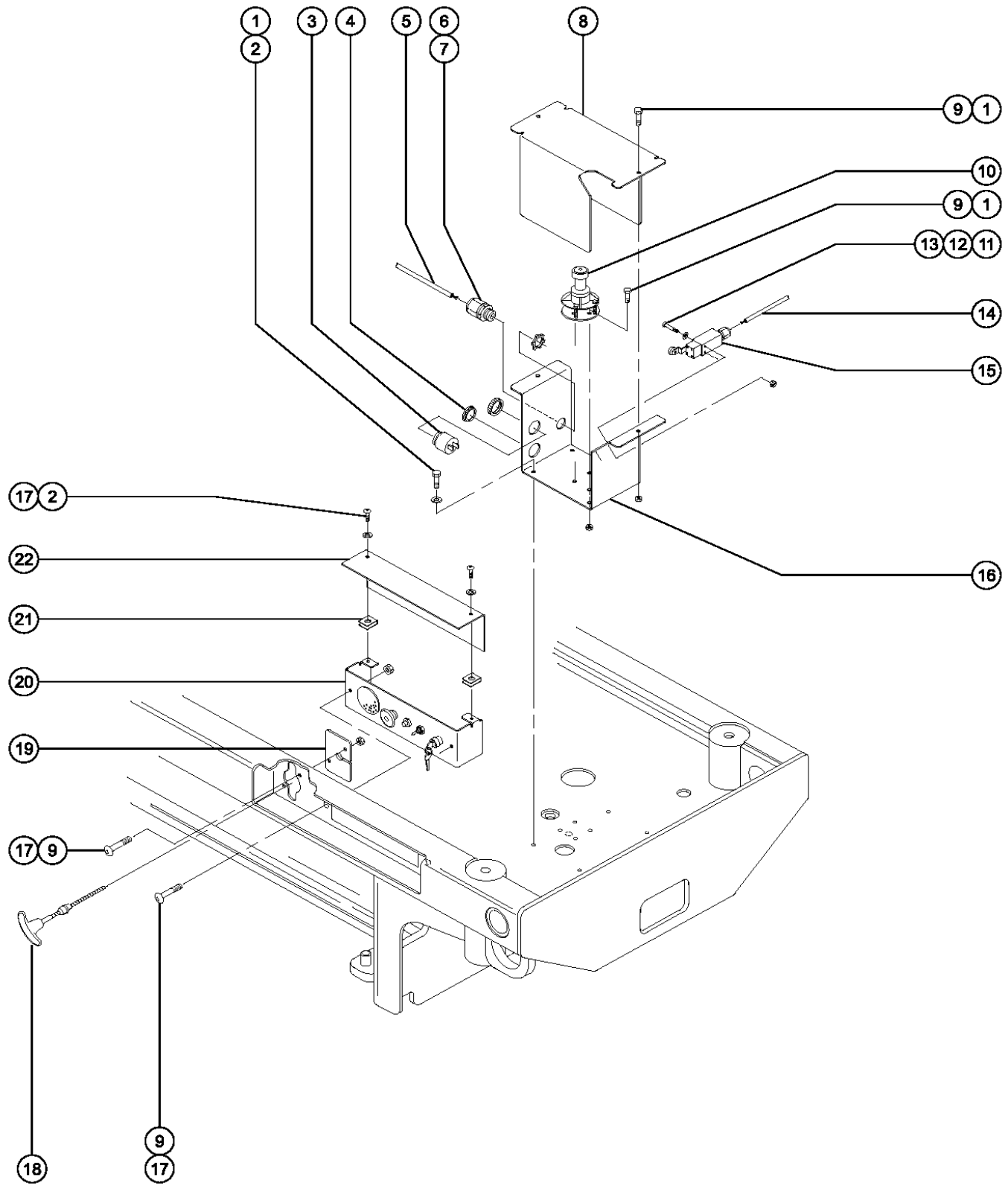
202.1 Ground Controls and Level Sensor Installation (to serial number 1999)



202.1 Ground Controls and Level Sensor Installation (to serial number 1999)

Item	Part No.	Description	Qty.
1	7339GT	SCREW, HHC, 1/4-20 X .5.....	5
2	6356GT	WASHER, LOCK, .25.....	7
3	65299GT	ENCLOSURE-LVL SENSOR W/DECAL**.....	1
4		Ref. Wire Harness..... <i>consult factory</i>	1
5	7056GT	CONN, SQZ, 1/2NPT .38-50, SM**.....	1
		<i>12.7 mm</i>	
6	6935GT	LOCKNUT, ELEC, 1/2".....	1
		<i>12.7 mm</i>	
7	39540GT	ALARM, STEADY TONE***.....	1
		<i>does not include 72326 nut</i>	
--	72326GT	NUT - PLASTIC, RING FOR ALARMS.....	1
--	83140GT	ALARM WIRE HARNESS(66151).....	1
8A	96948GT	SWITCH, LIMIT, W/ROLLER ARM***.....	1
		<i>roller arm</i>	
8B	88366-126R3GT	SWITCH, LIMIT, W/RLR HEAD 180DG**.....	1
		<i>plunger style roller head</i>	
9	16487GT	SCREW, RHM, 10-32 X 1.5.....	2
10	6178GT	NUT, NYLOCK, 10-32.....	2
11	65299GT	ENCLOSURE-LVL SENSOR W/DECAL**.....	1
		<i>refer to 101.1 or 101.2 for list of decals</i>	
12	40836GT	LEVEL SENSOR, LS60, BLUE, 2X4**.....	1
--	23083-SGT	FUSE HOLDER, WATERPROOF.....	1
--	27488GT	FUSE, 1 AMP.....	1
13	66875GT	SCREW, SH.METAL, HHC, 5/16 X 1/2.....	6
14	14297GT	SCREW, BHHS, 1/4-20 X .75.....	2
15	6091GT	NUT, NYLOCK, 1/4-20.....	4
16	39232GT	CABLE, EMERGENCY DOWN.....	1
		<i>includes mounting fasteners</i>	
17	47194PGT	PLATE, HANDLE MOUNTING-PAINTED.....	1
18		Ref. Ground Controls..... <i>refer to Figure 211.1</i>	1
19	56912GT	SPRING CLIP, 1/4-20, .025-.15X.54, ZAG.....	2
20	66458GT	COVER, LOWER CONTROL PANEL***.....	1
		<i>for 1st time replacement on models before SN 2000, please also order p/n 65734 shown on 211.1</i>	
21	14297GT	SCREW, BHHS, 1/4-20 X .75.....	2

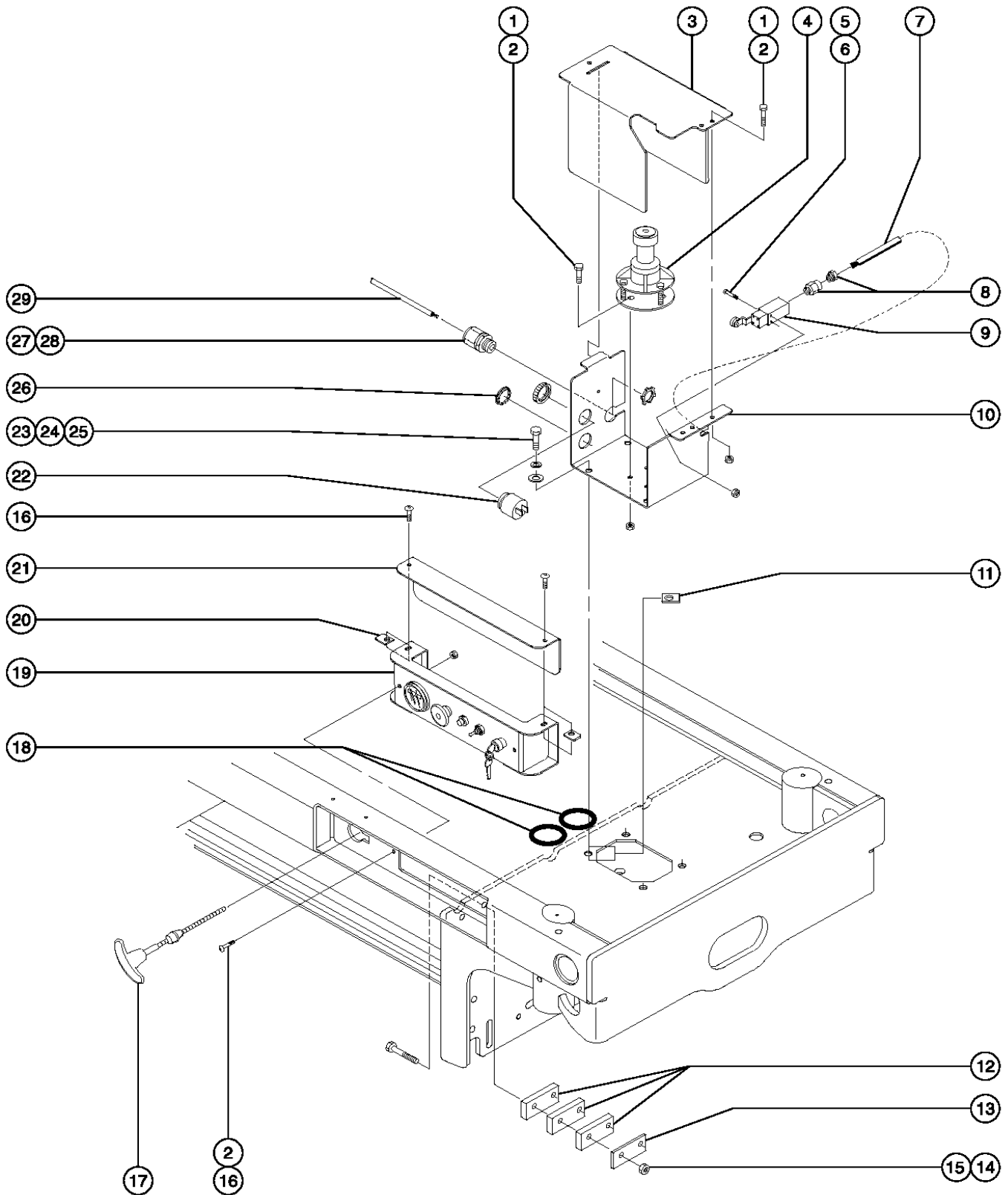
202.2 Ground Controls and Level Sensor Installation (from serial number 2000 to 18703)



202.2 Ground Controls and Level Sensor Installation (from serial number 2000 to 18703)

Item	Part No.	Description	Qty.
1	8914GT	SCREW,HHC,1/4-20 X .625.....	10
2	6356GT	WASHER,LOCK,.25.....	6
3	39540GT	ALARM,STEADY TONE***..... <i>(does not include 72326 nut)</i>	1
--	72326GT	NUT - PLASTIC,RING FOR ALARMS.....	1
4	45385GT	PLUG,NYLON 1.12 BLACK DOMED..... <i>(2.85 cm)</i>	1
5	39907GT	WIRE CABLE,18/2 SJO,BULK...10-inches <i>(25 cm)</i>	
6	7056GT	CONN, SQZ, 1/2NPT .38-.50, SM**.....	1
7	6935GT	LOCKNUT,ELEC,1/2".....	1
8	65299GT	ENCLOSURE-LVL SENSOR W/DECAL **..... <i>(refer to 101.1 or 102.1 for decal list)</i>	1
9	6091GT	NUT,NYLOCK,1/4-20.....	8
10	40836GT	LEVEL SENSOR,LS60,BLUE,2X4**.....	1
--	23083-SGT	FUSE HOLDER,WATERPROOF.....	1
--	27488GT	FUSE,1 AMP.....	1
11	51063GT	SCREW,PHILLIPS,RHM,10-32 X 1.5.....	2
12	6607GT	WASHER,LOCK,#10 PLTD.....	2
13	6178GT	NUT,NYLOCK,10-32.....	2
14	39907GT	WIRE CABLE,18/2 SJO,BULK.....112-inches <i>(2.85 m)</i>	
15	96948GT	SWITCH,LIMIT,W/ROLLER ARM***.....	1
--	19491GT	CONTACTOR,LIMIT SWITCH.....	1
--	97128GT	ROLLER ARM,LIMIT SWITCH***.....	1
16	47543-SGT	FORMING,LEVEL SENSOR-PAINTED... <i>(from SN 12655 to 18703)</i>	1
17	14297GT	SCREW,BHHS,1/4-20 X .75.....	4
18	39232GT	CABLE,EMERGENCY DOWN..... <i>(includes mounting fasteners)</i>	1
19	47194PGT	PLATE,HANDLE MOUNTING-PAINTED.....	1
20		Ref. Ground Controls..... <i>(refer to Figure 211.1)</i>	1
21	56912GT	SPRING CLIP,1/4-20,.025-.15X.54,ZAG.....	2
22	66458GT	COVER,LOWER CONTROL PANEL ***.....	1

202.3 Ground Controls and Level Sensor Installation (from serial number 18704 to 35799)

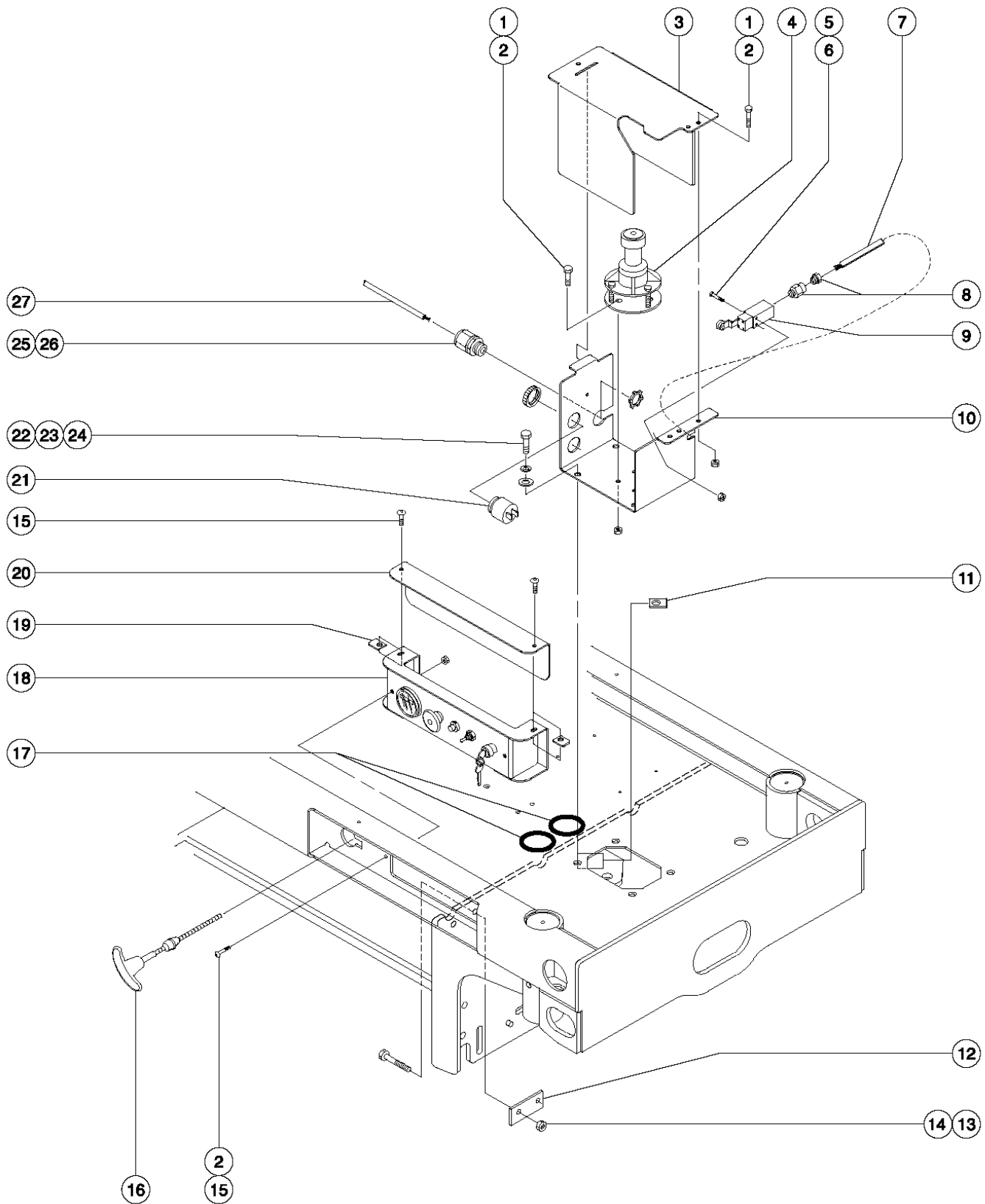


202.3 Ground Controls and Level Sensor Installation (from serial number 18704 to 35799)

Item	Part No.	Description	Qty.	Item	Part No.	Description	Qty.
1	8914GT	SCREW,HHC,1/4-20 X .625.....	5	20	56912GT	SPRING CLIP,1/4-20,.025-.15X.54,ZAG.....	2
2	6091GT	NUT,NYLOCK,1/4-20.....	6	21	66458GT	COVER,LOWER CONTROL PANEL***...	1
3	65299GT	ENCLOSURE-LVL SENSOR W/DECAL**.....	1 <i>(refer to figure 101.1 or 101.2 for list of decals)</i>	22	39540GT	ALARM,STEADY TONE***.....	1 <i>(does not include 72326 nut)</i>
4	40836GT	LEVEL SENSOR,LS60,BLUE,2X4**.....	1 <i>GS-1530 (ANSI, CSA, CE)</i>	--	72326GT	NUT - PLASTIC,RING FOR ALARMS.....	1
--	40836GT	LEVEL SENSOR,LS60,BLUE,2X4**.....	1 <i>GS-1530 (Australia) (to SN 24997)</i>	--	83140GT	ALARM WIRE HARNESS(66151).....	1 <i>(control box only)</i>
4B	40836GT	LEVEL SENSOR,LS60,BLUE,2X4**.....	1 <i>GS-1930 (ANSI, CSA) (to SN 24997)</i>	23	6175GT	SCREW,HHC,3/8-16 X 1.....	4
--	40836GT	LEVEL SENSOR,LS60,BLUE,2X4**.....	1 <i>GS-1930 (CE, Australia)</i>	24	6021GT	WASHER,LOCK,.375.....	4
--	40836GT	LEVEL SENSOR,LS60,BLUE,2X4**.....	1 <i>GS-1932 (Australia, outdoor)</i>	25	6097GT	WASHER,FLAT,USS,3/8",Y.....	4
4E	66428GT	LEVEL SENSOR,LS60 RED,1.5X4*.....	1 <i>GS-1530 (Australia) (from SN 24998)</i>	26	45385GT	PLUG,NYLON 1.12 BLACK DOMED.....	1 <i>(2.8 cm)</i>
--	23083-SGT	FUSE HOLDER,WATERPROOF.....	1 <i>GS-1530 (Australia) (from SN 24998)</i>	27	12960GT	CABLE SQUEEZE CONN.,XTRA LRG...1	1 <i>(12.7 mm)</i>
--	27488GT	FUSE,1 AMP.....	1 <i>GS-1530 (Australia) (from SN 24998)</i>	28	14041GT	LOCKNUT,ELECTRIC,3/4".....	1 <i>(12.7 mm)</i>
4F	66428GT	LEVEL SENSOR,LS60 RED,1.5X4*.....	1 <i>GS-1930 (ANSI, CSA) (from SN 24998)</i>	29	39907GT	WIRE CABLE,18/2 SJO,BULK.....	9-inches <i>(0.821 mm²)</i>
--	23083-SGT	FUSE HOLDER,WATERPROOF GS-1930 (ANSI, CSA) (from SN 24998)					
--	27488GT	FUSE,1 AMP GS-1930 (ANSI, CSA) (from SN 24998)					
5	51063GT	SCREW,PHILLIPS,RHM,10-32 X 1.5.....	2				
6	6178GT	NUT,NYLOCK,10-32.....	2				
7	39907GT	WIRE CABLE,18/2 SJO,BULK...10-inches					
		<i>(0.821 mm²)</i>					
8	7056GT	CONN, SQZ, 1/2NPT .38-.50, SM**.....	1 <i>(12.7 mm)</i>				
9	96948GT	SWITCH,LIMIT,W/ROLLER ARM***.....	1				
--	19491GT	CONTACTOR,LIMIT SWITCH.....	1				
10	55725GT	FORMING,LEVEL SENSOR ENCLOSURE.....	1				
11	29868GT	SPRING CLIP,3/8-16,.05-.20X.73,ZAG...4					
12	47514GT	PLATE,STEERING STOP MOUNT **.....	3				
13	51145GT	WEAR PAD,3.5 X 1.88 X .25.....	1				
14	7713GT	NUT, LP NYLOCK, 3/8-16.....	4				
15	13918GT	SCREW,HHC,3/8-16 X 1.75,GRD.8.....	2				
16	14297GT	SCREW,BHHS,1/4-20 X .75.....	4				
17	39232GT	CABLE,EMERGENCY DOWN.....	1 <i>(includes mounting fasteners)</i>				
18	47232GT	GROMMET,RUBBER 2 X 2.75.....	2 <i>(8.08 x 6.99 cm)</i>				
19		Ref. Ground Control Panel.....	2 <i>(refer to Figure 211.1)</i>				



202.4 Ground Controls and Level Sensor Installation (from serial number 35800)

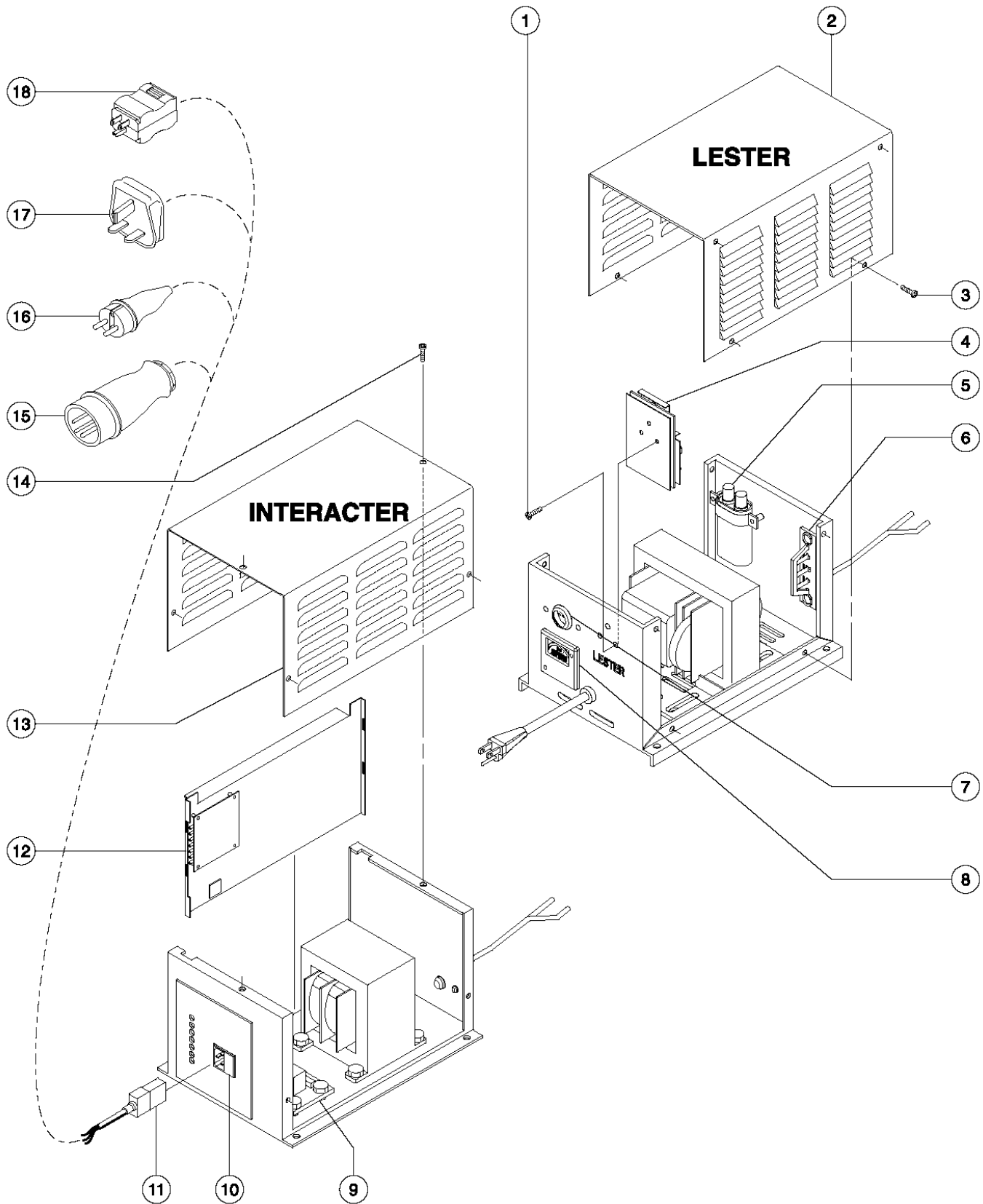


202.4 Ground Controls and Level Sensor Installation (from serial number 35800)

Item	Part No.	Description	Qty.	Item	Part No.	Description	Qty.
1	8914GT	SCREW,HHC,1/4-20 X .625.....	5	10A	78960GT	FORMING,LVL SENSOR ENCLOSURE.....	1
2	6091GT	NUT,NYLOCK,1/4-20.....	6			(from SN 51088)	
3	65299GT	ENCLOSURE-LVL SENSOR W/DECAL**.....	1	11	29868GT	SPRING CLIP,3/8-16,.05-.20X.73,ZAG....	4
		(to SN 51087) (refer to 101.1 or 102.1 for list of decals)		12	51145GT	WEAR PAD,3.5 X 1.88 X .25.....	1
3A	78962GT	LEVEL SENSOR LID AND DECAL.....	1	13	7713GT	NUT, LP NYLOCK, 3/8-16.....	4
		(from SN 51088) (refer to 101.1 or 102.1 for list of decals)		14	13918GT	SCREW,HHC,3/8-16 X 1.75,GRD.8.....	2
4	40836GT	LEVEL SENSOR,LS60,BLUE,2X4**.....	1	15	14297GT	SCREW,BHHS,1/4-20 X .75.....	4
		GS-1530 (ANSI, CSA and CE) (to SN 50443)		16	39232GT	CABLE,EMERGENCY DOWN.....	1
--	40836GT	LEVEL SENSOR,LS60,BLUE,2X4** GS-1930 (Australia, indoor) (to SN 48337)		17	47232GT	GROMMET,RUBBER 2 X 2.75.....	2
--	40836GT	LEVEL SENSOR,LS60,BLUE,2X4** GS-1930 (CE) (to SN 50443)		18		Ref. Ground Control Panel.....	2
4C	78674GT	LEVEL SENSOR,LS60,BLUE,2X3**.....	1			(refer to figure 211.1)	
		GS-1530 (ANSI, CSA, CE) (from SN 50444)		19	56912GT	SPRING CLIP,1/4-20,.025-.15X.54,ZAG.....	2
--	78674GT	LEVEL SENSOR,LS60,BLUE,2X3** GS-1930 (CE) (from SN 50444)		20	66458GT	COVER,LOWER CONTROL PANEL ***...1	
4E	66428GT	LEVEL SENSOR,LS60 RED,1.5X4*.....	1			(does not include 72326 nut)	
		GS-1530 (Australia) (to SN 50443)		21	39540GT	ALARM,STEADY TONE***.....	1
--	66428GT	LEVEL SENSOR,LS60 RED,1.5X4*.....	1			(does not include 72326 nut)	
		GS-1930 (ANSI, CSA) (to SN 50443)		--	72326GT	NUT - PLASTIC,RING FOR ALARMS.....	1
--	66428GT	LEVEL SENSOR,LS60 RED,1.5X4*.....	1	22	6175GT	SCREW,HHC,3/8-16 X 1.....	4
		GS-1932 (Australia, indoor) (from SN 48338 to 50443)		23	6021GT	WASHER,LOCK,.375.....	4
--	66428GT	LEVEL SENSOR,LS60 RED,1.5X4*.....	1	24	6097GT	WASHER,FLAT,USS,3/8",Y.....	4
		GS-1932 (Australia, outdoor) (to SN 50443)		25	12960GT	CABLE SQUEEZE CONN.,XTRA LRG...1	
4J	78672GT	LEVEL SENSOR,LS60,RED,1.5X3*.....	1	26	14041GT	LOCKNUT,ELECTRIC,3/4".....	1
		GS-1530 (Australia) (from SN 50444)		27	39907GT	WIRE CABLE,18/2 SJO,BULK.....9-inches	
--	78672GT	LEVEL SENSOR,LS60,RED,1.5X3*.....	1			(0.821 mm ²)	
		GS-1930 (ANSI, CSA, Australia indoor) (from SN 50444)					
--	78672GT	LEVEL SENSOR,LS60,RED,1.5X3* GS-1932 (Australia, outdoor) (from SN 50444)					
--	23083-SGT	FUSE HOLDER,WATERPROOF.....	1				
		(for 78672)					
--	27488GT	FUSE,1 AMP.....	1				
		(for 78672)					
5	51063GT	SCREW,PHILLIPS,RHM,10-32 X 1.5.....	2				
6	6178GT	NUT,NYLOCK,10-32.....	2				
7	39907GT	WIRE CABLE,18/2 SJO,BULK...10-inches					
		(0.821 mm ²)					
8	7056GT	CONN, SQZ, 1/2NPT .38-.50, SM**.....	1				
9	19491GT	CONTACTOR,LIMIT SWITCH.....	1				
9	96948GT	SWITCH,LIMIT,W/ROLLER ARM***.....	1				
10	55725GT	FORMING,LEVEL SENSOR ENCLOSURE.....	1				
		(to SN 51087)					



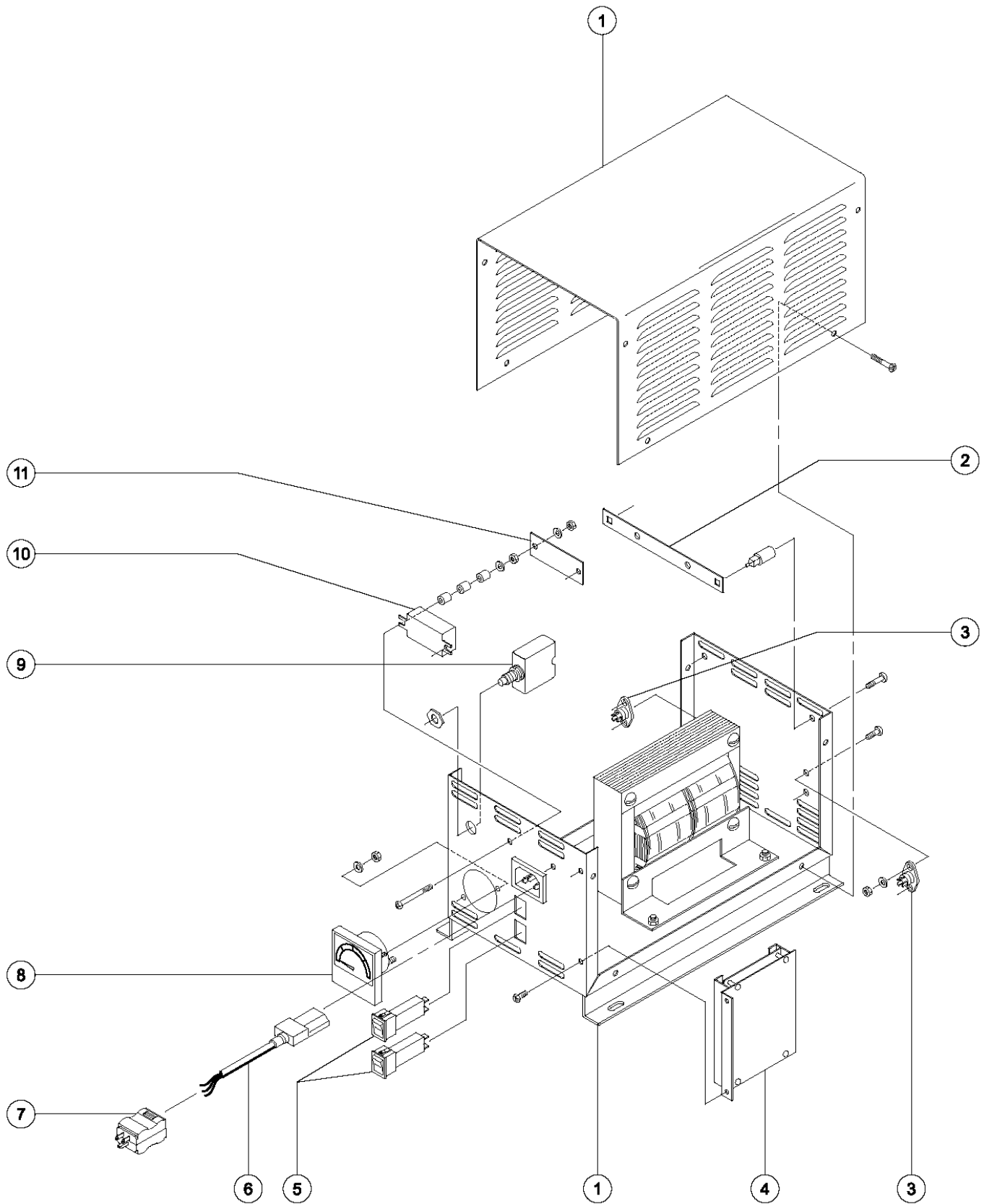
203.1 Battery Charger



203.1 Battery Charger

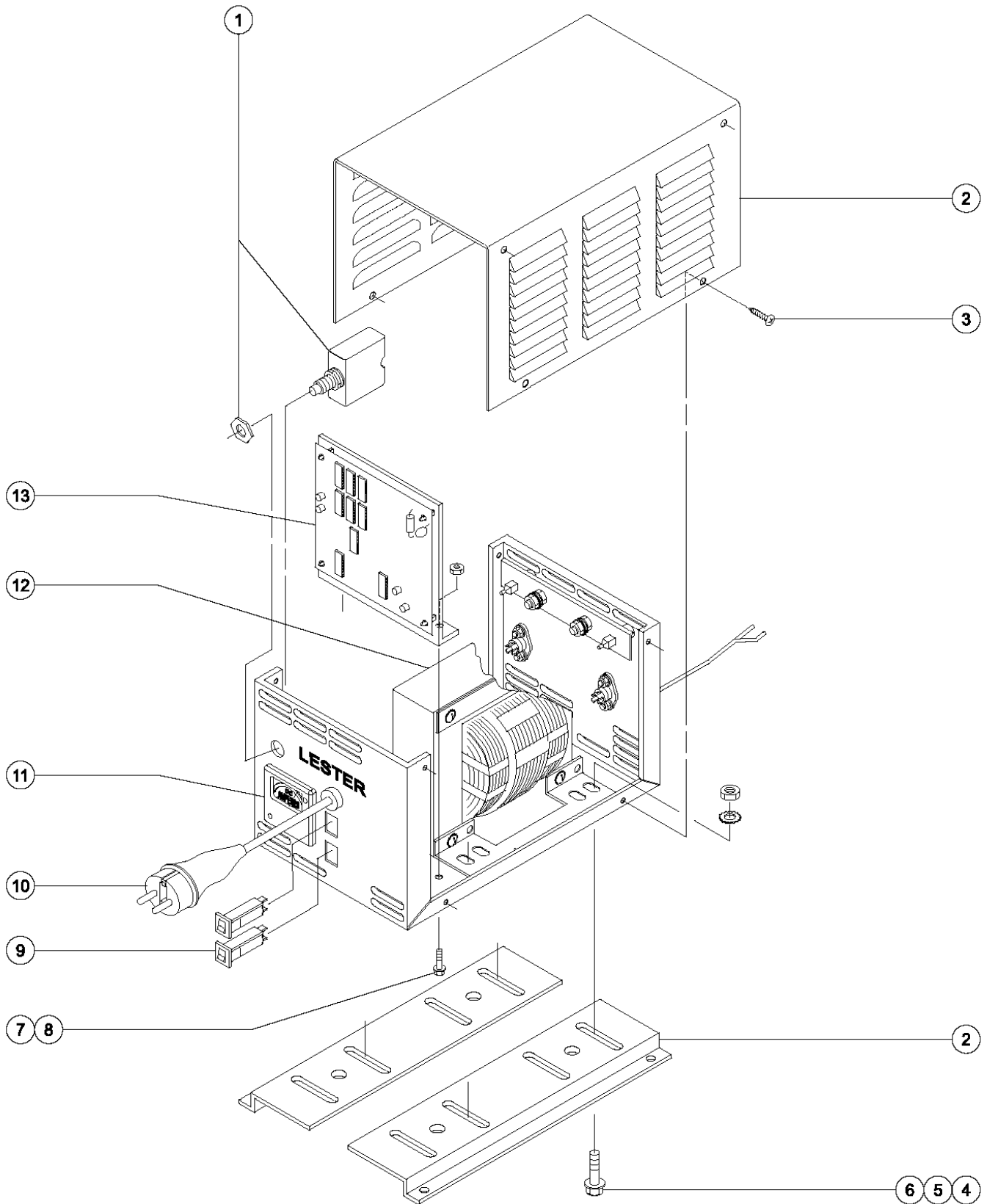
Item	Part No.	Description	Qty.
--	66412GT	CHARGER,120VAC/60HZ,25A 24V***	
--	96214GT	BATTERY CHARGER,UPGRADE KIT*** <i>power cord sold separately</i>	
1	40536GT	SCREW,TIMER,#8 PHMS X.375.....	3
2	65432-SGT	CASE ASSY-BATTERY CHRGR**..... <i>(includes cover and base)</i>	1
3	40537GT	SCREW,CHARGER COVER,#10 X .5....	8
4	62858-SGT	TIMER ASSY-ELECTRONIC, DMSTC*...1	
5	46335GT	CAPACITOR, 4 MFD,660VAC,39243.....	1
6	27262GT	HEATSINK ASSY W/DIODES (23442)....	1
7	13008-6GT	FUSE ASSY-BOOM CHARGER.....	1
8	46337GT	AMMETER, 39243/47906/66412.....	1
9	62237GT	CONTROL-AVS, BATT CHGR.....	1
10	62233GT	CONNECTOR-IEC, BATT CHGR.....	1
--	62234GT	FUSE,BATT CHGR.....	1
11	51288GT	IEC PIGTAIL ***.....	1
12	62231GT	HEATSINK-CNTRL ASSY,BATT CHGR.....	1
13	62232GT	COVER-BATT CHGR.....	1
14	12017GT	SCREW,RHM,6-32 X .25.....	6
15	144161GT	PLUG,PWR,UK,16AMP,3PIN,BLK.....	1
16	1280665GT	PLUG, TYPE F, 230A, 50HZ, 16A, IP44.....	1
17	25388GT	PLUG,FUSED,250V,13AMP,U.K.**.....	1
--	13008-6GT	FUSE ASSY-BOOM CHARGER..... <i>refer to BS1362 BUSS TDC180-13A</i>	1
18	6595GT	PLUG,ELECTRICAL,DOMESTIC.....	1

203.2 Battery Charger, Asia



Item	Part No.	Description	Qty.
--	55620GT	CHARGER-BATT, DUAL VOLT** <i>Asia (does not include relay)</i>	
--	78109GT	KIT,RELAY INTERLOCK <i>(Nikken models only)</i>	
--	96214GT	BATTERY CHARGER,UPGRADE KIT*** <i>(includes relay) power cord sold separately</i>	
--	48282GT	POWER CORD, IEC 320 BLANK, 79"	
--	6595GT	PLUG,ELECTRICAL,DOMESTIC	
--	105739GT	CHARGER,BAT,24VDC,H/LO GEN2 <i>power cord sold separately</i>	
1	52168GT	CASE ASSEMBLY, 47671 CHARGER.....1 <i>(includes cover and base)</i>	
2	52169GT	SHUNT,ELECTRONIC,47671 CHARGER.....1	
3	52175GT	SCR ASSY,47671 LESTER CHARGER.....2	
4	52170GT	TIMER ASSY,ELECTRONIC,47671.....1	
5	52173GT	CIRCUIT BREAKER-CHARGER, 8 AMP.....2	
6	51288GT	IEC PIGTAIL ***.....1	
7	6595GT	PLUG,ELECTRICAL,DOMESTIC.....1	
8	52172GT	AMMETER-47671 CHARGER,25 AMP...1	
9	52174GT	CIRCUIT BREAKER-CHARGER,45 AMP.....1	
10	52176GT	RELAY,CHARGR,47671,DPDT,110VDC.1	
11	52171GT	PCB,RELAY DRIVER,CHARGER 47671.....1	

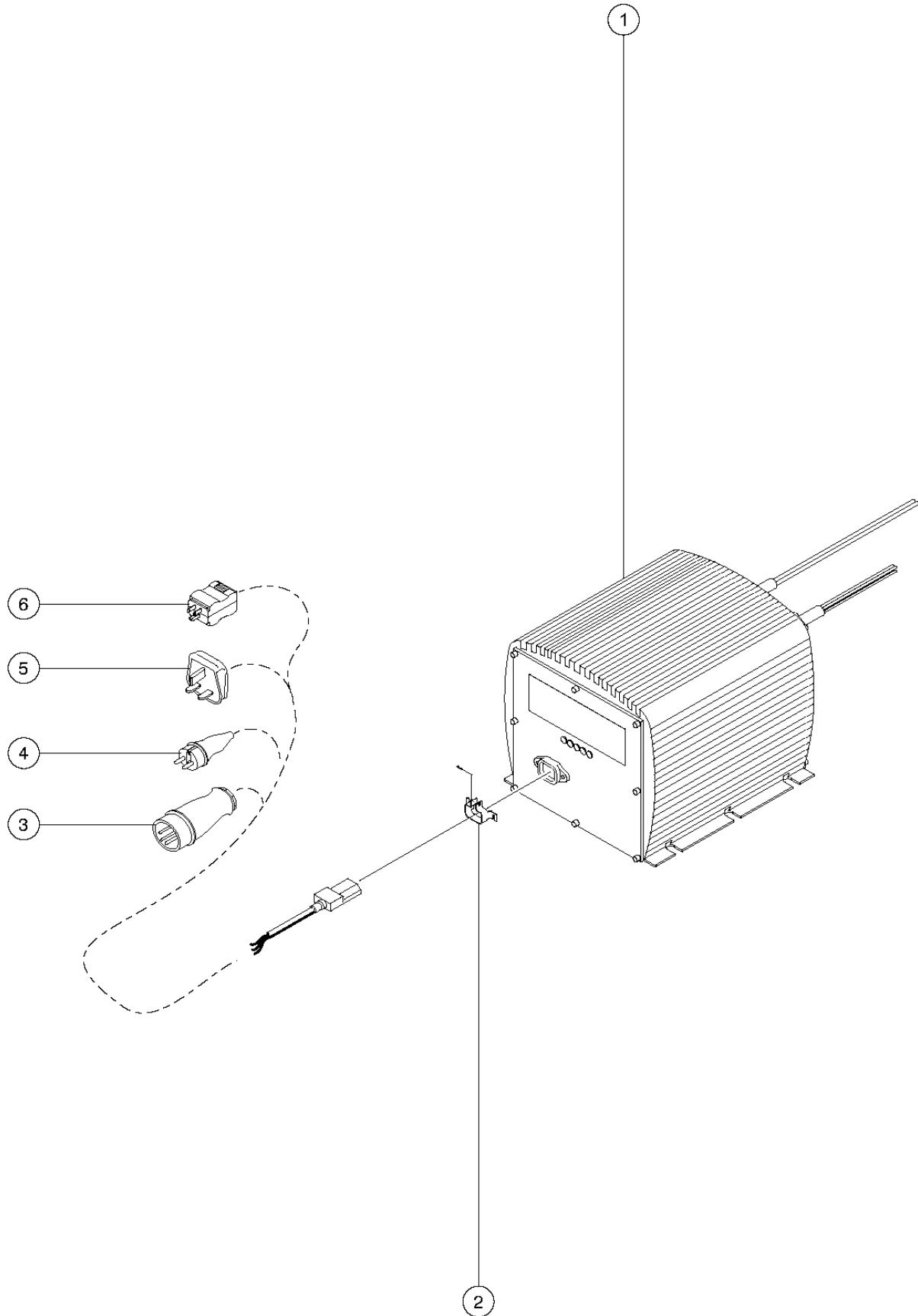
203.3 Battery Charger, 220V AC, European



203.3 Battery Charger, 220V AC, European

Item	Part No.	Description	Qty.
--	1280665GT	PLUG, TYPE F, 230A, 50HZ, 16A, IP44	
--	66478GT	BATTERY CHARGER, CONT EUROPE	
--	96214GT	BATTERY CHARGER,UPGRADE KIT*** <i>power cord sold separately</i>	
1	69585GT	CIRCUIT BREAKER,50A,50VAC.....	1
2	69580GT	CASE ASSY,BATT CHARGER (66478)..... <i>includes cover and mounting brackets</i>	1
3	69581GT	TUBE, PLATFORM SPACER STD-12P...8	
4	69582GT	SCREW,HHC,WASH HEAD,1/4-20X.63.....	4
5	69586GT	WASHER,STAR,EXTERNAL,.25.....	4
6	6357GT	NUT,HEX,1/4-20.....	4
7	69583GT	SCREW,HEX INDENT,8-32 X 5/16.....	2
8	18542GT	NUT,HEX,8-32.....	2
9	52173GT	CIRCUIT BREAKER-CHARGER, 8 AMP.....	2
10	55019GT	POWER CORD,NOVON, 8".....	1
11	52172GT	AMMETER-47671 CHARGER,25 AMP...1	
12	69584GT	TRANSFORMER,CHARGER (66478).....	1
13	52170GT	TIMER ASSY,ELECTRONIC,47671.....	1

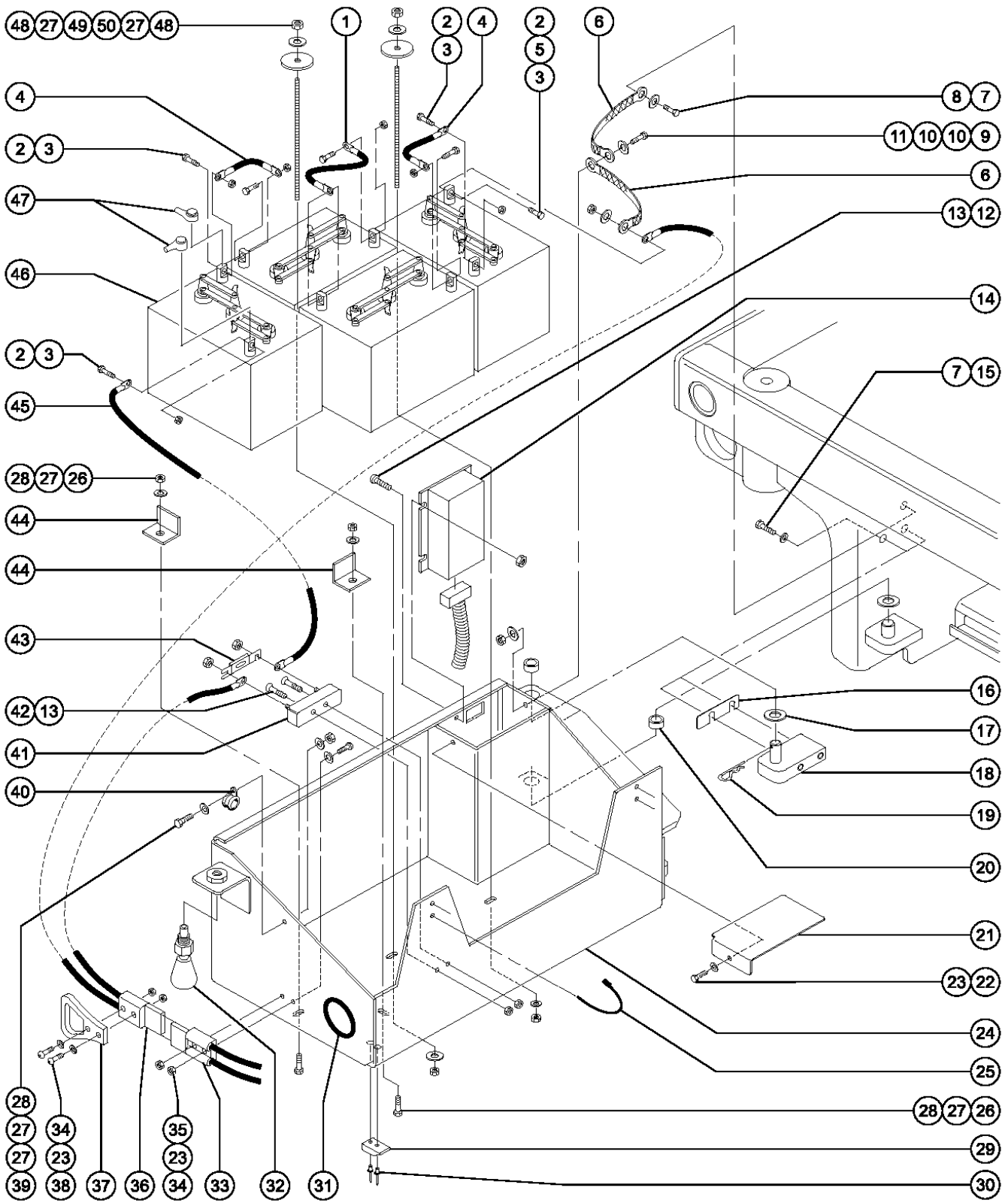
203.4 Battery Charger, Worldwide



203.4 Battery Charger, Worldwide

Item	Part No.	Description	Qty.
--	105334GT	CONNECTOR, IEC CHARGER CORD <i>for 5-LED battery charger</i>	
--	97059GT	FUSE,BATTERY CHARGER*** <i>for 5-LED battery charger</i>	
1A	105739GT	CHARGER,BAT,24VDC,H/LO GEN2.....1 <i>power cord sold separately</i>	
--	144180GT	MANUAL,OWNERS,CHARGER,105739	
1B	219480GT	KIT,BATTERY CHARGER,24V <i>(includes 105739 charger, fasteners, ring terminals and instructions for field installation)</i>	
2	55010GT	LOCK, CONNECTOR.....1 <i>include fasteners</i>	
3	71706GT	POWER CORD, UK 110, 115".....1	
4	55019GT	POWER CORD,NOVON, 8".....1	
5	55018GT	POWER CORD,UK-HIGH VOLTAGE, 8".....1	
6	55021GT	POWER CORD,US 110, 8".....1	

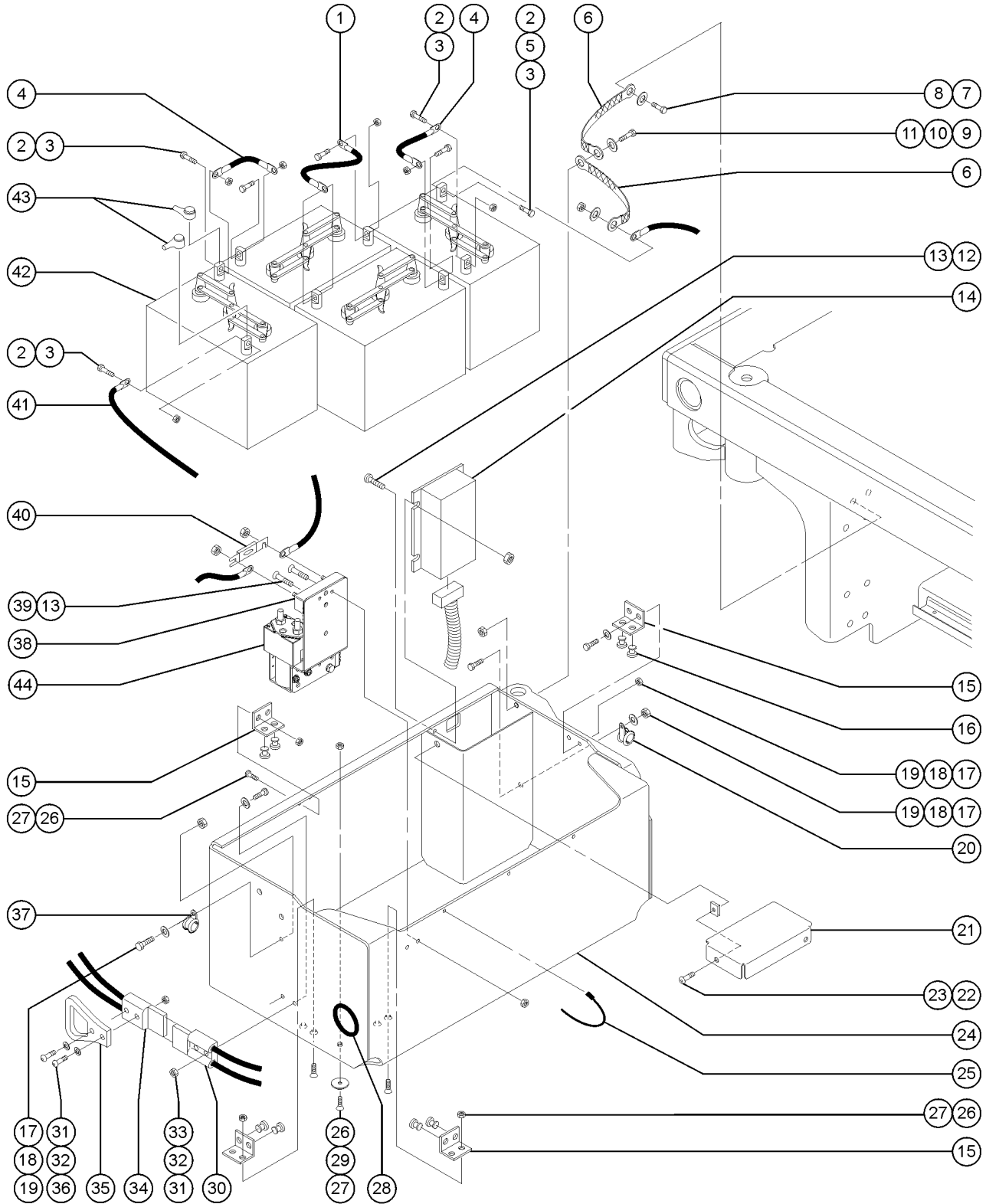
204.1 Battery Pack Module (to serial number 1999)



204.1 Battery Pack Module (to serial number 1999)

Item	Part No.	Description	Qty.	Item	Part No.	Description	Qty.
1		Ref. Battery Cable Assembly <i>(refer to Figure 215.1)</i>		--	40835GT	KNOB,OVAL TAPERED.....	1
2	13002GT	SCREW,HHC,5/16-18 X 1 GR5.....	8	--	41630GT	HOUSING, LOCK PIN.....	1
3	6037GT	NUT,HEX,5/16-18,GR5.....	8	33		Ref. Battery Cable Assembly.....	1
4		Ref. Battery Cable Assembly..... <i>(refer to Figure 215.1)</i>	8	--	66397GT	QUICK DISCONNECT CASING,BATT**.....	1
5	5397GT	WASHER,FLAT,USS,5/16",Y.....	1			<i>(housing)</i>	
6	39532GT	GROUND STRAP.....	2	34	6357GT	NUT,HEX,1/4-20.....	4
7	10587GT	SCREW,HHC,1/2-13 X.75.....	1	35	6145GT	SCREW,HHC,1/4-20 X 1.5.....	2
8	6033GT	WASHER,LOCK,0.5".....	2	36		Ref. Battery Cable Assembly..... <i>(refer to Figure 215.1)</i>	2
9	6175GT	SCREW,HHC,3/8-16 X 1.....	1	--	19436GT	CONNECTOR,ANDERSON SB 175,1/0G.....	2
10	6097GT	WASHER,FLAT,USS,3/8",Y.....	2			<i>(include contacts with wire)</i>	
11	7713GT	NUT, LP NYLOCK, 3/8-16.....	1	37	44716GT	HANDLE,ANDERSON CONNECTOR SB.....	1
12	6147GT	SCREW,RHM,10-32 X 1.....	2	38	11966GT	SCREW,BHHS,1/4-20 X 1.5.....	2
13	6178GT	NUT,NYLOCK,10-32.....	4	39	6090GT	SCREW,HHC,1/4-20 X .75.....	1
14		ECM,SLAB,SERVICE*** (97055)..... <i>(component no longer available)</i>	1	40	45454GT	CLAMP,RUB CUSH,0.75,#12 X 3/8*..... <i>(1.91 cm)</i>	1
--	46976GT	PIGTAIL, ECM TO LINKAGE.....	1	41	66717GT	FUSE BLOCK, ANN & ANL FUSE..... <i>(includes mounting fasteners)</i>	1
--	56302GT	RELAY,24VDC,40/30A,SEALED***.....	1	42	6873GT	SCREW,FHM,10-32 X 1.....	2
15	10597GT	SCREW,HHC,1/2-13 X 1.25 GR5.....	2	43	40833GT	FUSE,275 AMP,VERY FAST ACTING.....	1
16	39447GT	SPACER,MODULE,.06 THK..... <i>Quantity listed for this item is approximate. Actual quantity may vary to ensure proper fit.</i>	1	44	66427GT	SERVICE KIT, BATTERY STOP.....	2
17	39244GT	SPACER,MODULE TRAY.....	2	45		Ref. Battery Cable Assembly..... <i>(refer to Figure 215.1)</i>	2
18	39297GT	HINGE WELDMENT, TOP LH.....	1	46	76502GT	BATTERY,T105 W/LPT,3 CAP,DRY**..... <i>(10 3/8 x 7 x 10 1/2 inches) (26.4 x 17.8 x 26.7 cm)</i>	4
19	5135GT	CLIP,HAIR PIN .094 X 2.5.....	2	47	96110GT	BOOT,CABLE TERMINAL COVER.....	8
20	36369GT	BEARING,0.75IDX1.00ODX0.75L..... <i>(1.91 x 2.54 x 1.91 cm)</i>	2	48	6889GT	NUT,LP NYLOCK,1/4-20.....	4
21	47165GT	FORMING,ECM LID.....	1	49	39794GT	WASHER,FLAT UHMW 2.25 DIA.....	2
22	7339GT	SCREW, HHC, 1/4-20 X .5.....	1	50	18385GT	THREADED ROD,(1/4-20),10.5".....	2
23	6356GT	WASHER,LOCK,.25.....	5				
24	44740GT	BATT.PAK ASSY.W/DCL(GS15&19)..... <i>(includes items 20, 29, 30 and 31)</i>	1				
25	6578GT	CABLE TIE,7 3/8"..... <i>(18.75 cm)</i>	1				
26	6888GT	SCREW,HHC,1/4-20 X 1.....	4				
27	6638GT	WASHER,FLAT,USS,1/4"Y.....	8				
28	6091GT	NUT,NYLOCK,1/4-20.....	3				
29	39474GT	WEAR PAD,PLATFORM..... <i>(2 x 1 x 0.25 inch) (5.1 x 2.5 x 0.64 cm)</i>	1				
30	39579GT	RIVET,STL,STL,.188 X .45.....	2				
31	47232GT	GROMMET,RUBBER 2 X 2.75..... <i>(5.08 x 7 cm)</i>	2				
32	44160GT	LOCK PIN ASSY,3.00".....	1				
--	39469GT	SPRING,COMPRESSION.485 X1.75**...1	1				
--	39470GT	PIN, LOCK.....	1				

204.2 Battery Pack Module (from serial number 2000 to 18703)

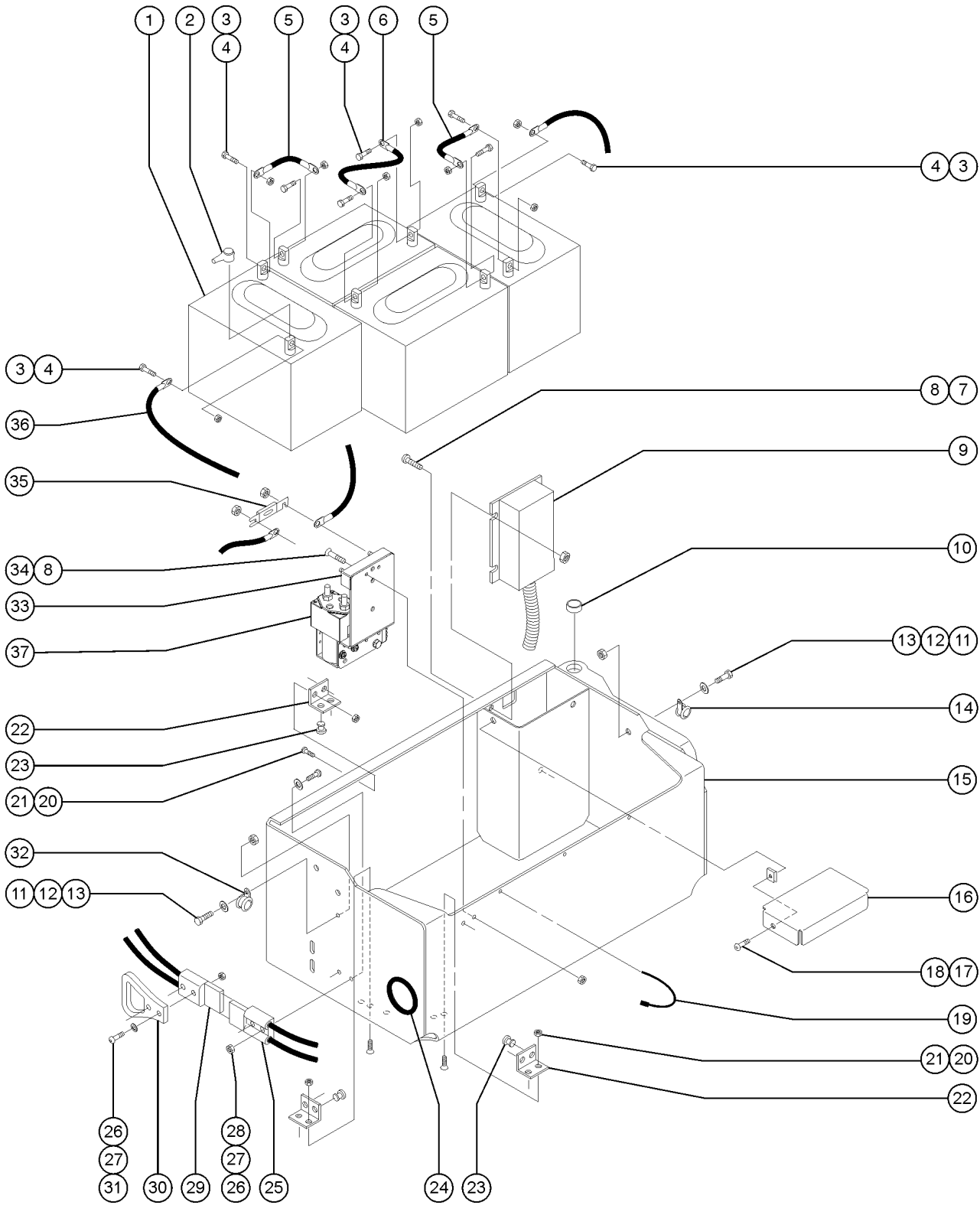


204.2 Battery Pack Module (from serial number 2000 to 18703)

Item	Part No.	Description	Qty.	Item	Part No.	Description	Qty.
1		Ref. Battery Cable Assembly <i>(refer to Figure 215.1)</i>		29	47793GT	BUMPER, MODULE TRAY.....1 <i>(0.266 x 1.25 x 0.25 inch) (0.676 x 3.18 x 0.64 cm)</i>	
2	13002GT	SCREW,HHC,5/16-18 X 1 GR5.....8		30		Ref. Battery Cable Assembly.....1 <i>(refer to Figure 215.1)</i>	
3	6037GT	NUT,HEX,5/16-18,GR5.....8		--	66397GT	QUICK DISCONNECT CASING,BATT**.....1 <i>(housing)</i>	
4		Ref. Battery Cable Assembly.....8 <i>(refer to Figure 215.1)</i>		31	6357GT	NUT,HEX,1/4-20.....4	
5	5397GT	WASHER,FLAT,USS,5/16",Y.....1		32	6356GT	WASHER,LOCK,.25.....4	
6	39532GT	GROUND STRAP.....2		33	6145GT	SCREW,HHC,1/4-20 X 1.5.....2	
7	10587GT	SCREW,HHC,1/2-13 X.75.....1		34		Ref. Battery Cable Assembly.....2 <i>(refer to Figure 215.1)</i>	
8	6033GT	WASHER,LOCK,0.5".....2		--	19436GT	CONNECTOR,ANDERSON SB 175,1/0G.....2 <i>(includes contacts with wire)</i>	
9	6175GT	SCREW,HHC,3/8-16 X 1.....1		35	44716GT	HANDLE,ANDERSON CONNECTOR SB.....1	
10	6097GT	WASHER,FLAT,USS,3/8",Y.....1		36	11966GT	SCREW,BHHS,1/4-20 X 1.5.....2	
11	7713GT	NUT, LP NYLOCK, 3/8-16.....1		37	45454GT	CLAMP,RUB CUSH,0.75,#12 X 3/8*.....1 <i>(1.9 cm)</i>	
12	6147GT	SCREW,RHM,10-32 X 1.....2		38	66717GT	FUSE BLOCK, ANN & ANL FUSE.....1 <i>(includes mounting fasteners)</i>	
13	6178GT	NUT,NYLOCK,10-32.....4		39	6873GT	SCREW,FHM,10-32 X 1.....2	
--	55298GT	WIRE ASSY,CHASSIS CNTRL PIGT.....1 <i>(ECM to linkage)</i>		40	40833GT	FUSE,275 AMP,VERY FAST ACTING.....1	
--	56302GT	RELAY,24VDC,40/30A,SEALED***.....1		41		Ref. Battery Cable Assembly.....1 <i>(refer to Figure 215.1)</i>	
--	78314GT	CONNECTOR KIT,ITT CABLE/WIRE.....1		42	76502GT	BATTERY,T105 W/LPT,3 CAP,DRY**.....4 <i>(10 3/8 x 7 1/8 x 10 5/8 inches) (26.4 x 17.8 x 26.7 cm)</i>	
14A	105295GT	KIT,GEN1 TO GEN5 CONTRL SYS***.....1 <i>(models with PCB Rev A or Rev B) (to SN 17407)</i>		43	96110GT	BOOT,CABLE TERMINAL COVER.....8	
14B		ECM,SLAB,SERVICE*** (97055).....1 <i>(component no longer available) to SN 17407)</i>		44	219492GT	ASSM,CONTACTOR KIT,GS.....1 <i>(for machines to SN 62710 that have not had a contactor kit previously installed)</i>	
14C	78725GT	ECU,SLAB,GEN4*** <i>(from 17408 to 59999)</i>		--	219493GT	BRACKET,CONTACTOR,GS.....1 <i>(for machines to SN 62710 that have not had a contactor kit previously installed)</i>	
15	66427GT	SERVICE KIT, BATTERY STOP.....4		--	219494GT	HARNESS,CONTACTOR,GS.....1 <i>(for machines to SN 62710 that have not had a contactor kit previously installed)</i>	
16	47478GT	BUMPER,RUBBER,1"OD X .461 H.....8 <i>(2.5 cm)</i>					
17	6091GT	NUT,NYLOCK,1/4-20.....4					
18	6638GT	WASHER,FLAT,USS,1/4"Y.....4					
19	6090GT	SCREW,HHC,1/4-20 X .75.....4					
20	18666GT	CLAMP,1.00,#16 X 1/4,RUB CUSH.....1 <i>(2.5 cm)</i>					
21	47923GT	FORMING,ECM LID.....1					
22	11968GT	SCREW,BHHS,1/4-20 X 1.....1					
23	56912GT	SPRING CLIP,1/4-20,.025-.15X.54,ZAG.....1					
24	48708GT	BAT. TRAY ASSY W/WORD DEC,GS30.....1 <i>(refer to 205.1 for bearings) (includes items 26-29)</i>					
25	6578GT	CABLE TIE,7 3/8".....1 <i>(18.75 cm)</i>					
26	6889GT	NUT,LP NYLOCK,1/4-20.....7					
27	19284GT	SCREW,FHS,1/4-20 X .63.....7					
28	47232GT	GROMMET,RUBBER 2 X 2.75.....2 <i>(5.1 x 7 cm)</i>					



204.3 Battery Pack Module (from serial number 18704 to 35799)

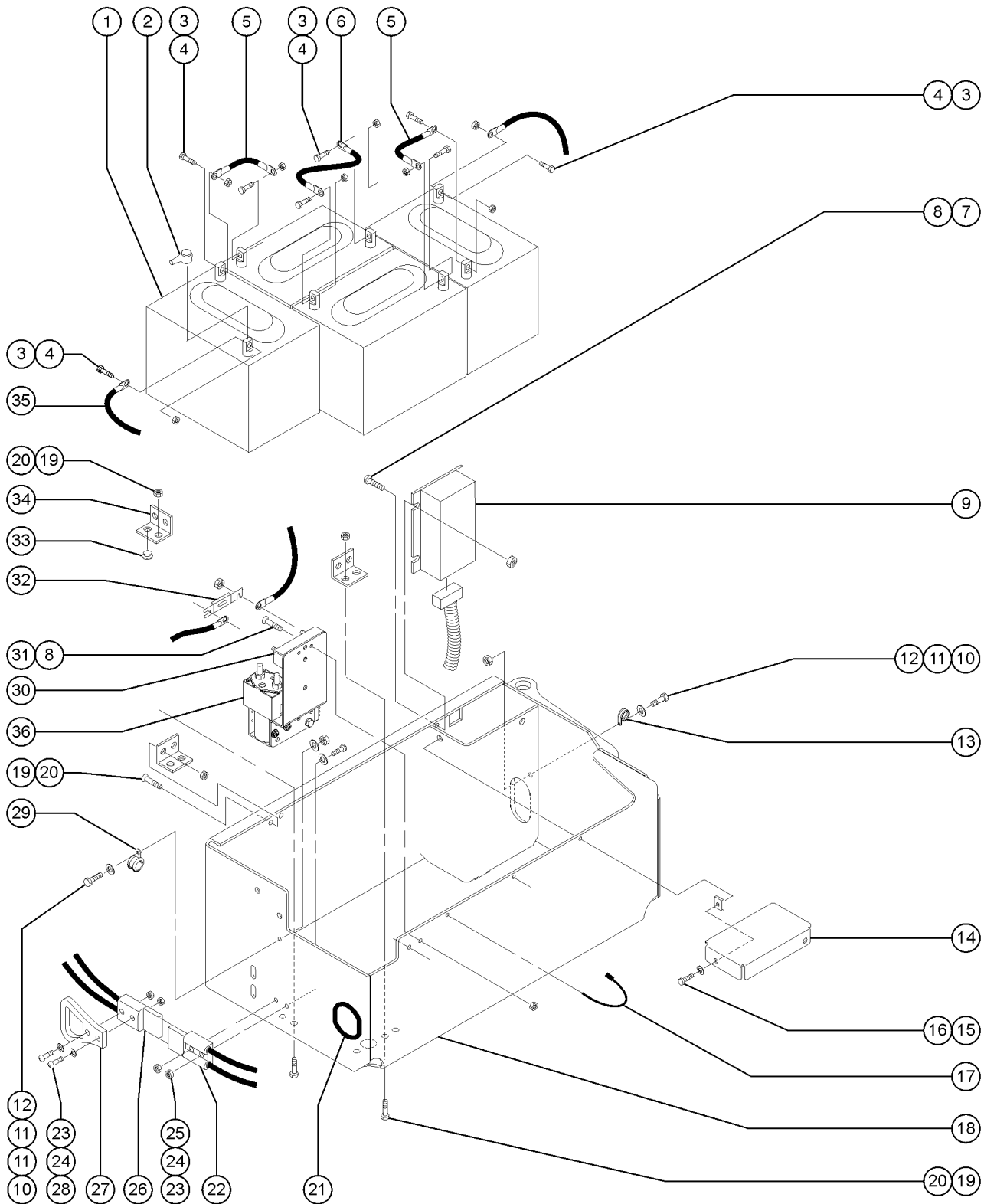


204.3 Battery Pack Module (from serial number 18704 to 35799)

Item	Part No.	Description	Qty.	Item	Part No.	Description	Qty.
1	76502GT	BATTERY,T105 W/LPT,3 CAP,DRY**.....	4	29		Ref. Battery Cable Assembly.....	2
2	96110GT	BOOT,CABLE TERMINAL COVER.....	8			(refer to Figure 215.1 or 215.2)	
3	13002GT	SCREW,HHC,5/16-18 X 1 GR5.....	8	--	19436GT	CONNECTOR,ANDERSON SB	
4	6037GT	NUT,HEX,5/16-18,GR5.....	8			175,1/0G.....	2
5		Ref. Battery Cable Assembly.....	8			(includes contacts with wire)	
		(refer to Figure 215.1 or 215.2)		30	44716GT	HANDLE,ANDERSON CONNECTOR	
6		Ref. Battery Cable Assembly.....	8			SB.....	1
		(refer to Figure 215.1 or 215.2)		31	11966GT	SCREW,BHHS,1/4-20 X 1.5.....	2
7	6147GT	SCREW,RHM,10-32 X 1.....	2	32	45454GT	CLAMP,RUB CUSH,0.75,#12 X 3/8*.....	1
8	6178GT	NUT,NYLOCK,10-32.....	4			(1.9 cm)	
9	78725GT	ECU,SLAB,GEN4***.....	1	33	66717GT	FUSE BLOCK, ANN & ANL FUSE.....	1
		(from 17408 to 59999)				(includes mounting fasteners)	
--	55298GT	WIRE ASSY,CHASSIS CNTRL PIGT.....	1	34	6873GT	SCREW,FHM,10-32 X 1.....	2
		(from SN 18704 to 25111) (ECM to linkage)		35	40833GT	FUSE,275 AMP,VERY FAST ACTING.....	1
--	56302GT	RELAY,24VDC,40/30A,SEALED***.....	1	36		Ref. Battery Cable Assembly.....	1
--	64258GT	WIRE ASSY,CHASSIS CONTROL				(refer to Figure 215.1 or 215.2)	
		PIGT.....	1	37	219492GT	ASSM,CONTACTOR KIT,GS.....	1
		(from SN 25112) (ECM to linkage)				(for machines to SN 62710 that have not	
--	78314GT	CONNECTOR KIT,ITT CABLE/WIRE.....	1			had a contactor kit previously installed)	
10	36369GT	BEARING,0.75IDX1.00ODX0.75L.....	2	--	219493GT	BRACKET,CONTACTOR,GS.....	1
11	6090GT	SCREW,HHC,1/4-20 X .75.....	4			(for machines to SN 62710 that have not	
12	6638GT	WASHER,FLAT,USS,1/4"Y.....	4			had a contactor kit previously installed)	
13	6091GT	NUT,NYLOCK,1/4-20.....	4	--	219494GT	HARNESS,CONTACTOR,GS.....	1
14	18666GT	CLAMP,1.00,#16 X 1/4,RUB CUSH.....	1			(for machines to SN 62710 that have not	
15	48708GT	BAT. TRAY ASSY W/WORD				had a contactor kit previously installed)	
		DEC,GS30.....	1				
		(includes item 10)					
16	47923GT	FORMING,ECM LID.....	1				
17	11968GT	SCREW,BHHS,1/4-20 X 1.....	1				
18	56912GT	SPRING					
		CLIP,1/4-20,.025-.15X.54,ZAG.....	1				
19	6578GT	CABLE TIE,7 3/8".....	1				
20	6889GT	NUT,LP NYLOCK,1/4-20.....	7				
21	19284GT	SCREW,FHS,1/4-20 X .63.....	7				
22	47480GT	FORMING,BATTERY STOP.....	4				
23	47478GT	BUMPER,RUBBER,1"OD X .461 H.....	8				
		(2.5 cm)					
24	47232GT	GROMMET,RUBBER 2 X 2.75.....	2				
		(5.1 x 7 cm)					
25		Ref. Battery Cable Assembly.....	2				
		(refer to Figure 215.1 or 215.2)					
--	66397GT	QUICK DISCONNECT					
		CASING,BATT**.....	2				
		(housing)					
26	6357GT	NUT,HEX,1/4-20.....	4				
27	6356GT	WASHER,LOCK,.25.....	4				
28	6145GT	SCREW,HHC,1/4-20 X 1.5.....	2				



204.4 Battery Pack Module (from serial number 35800)

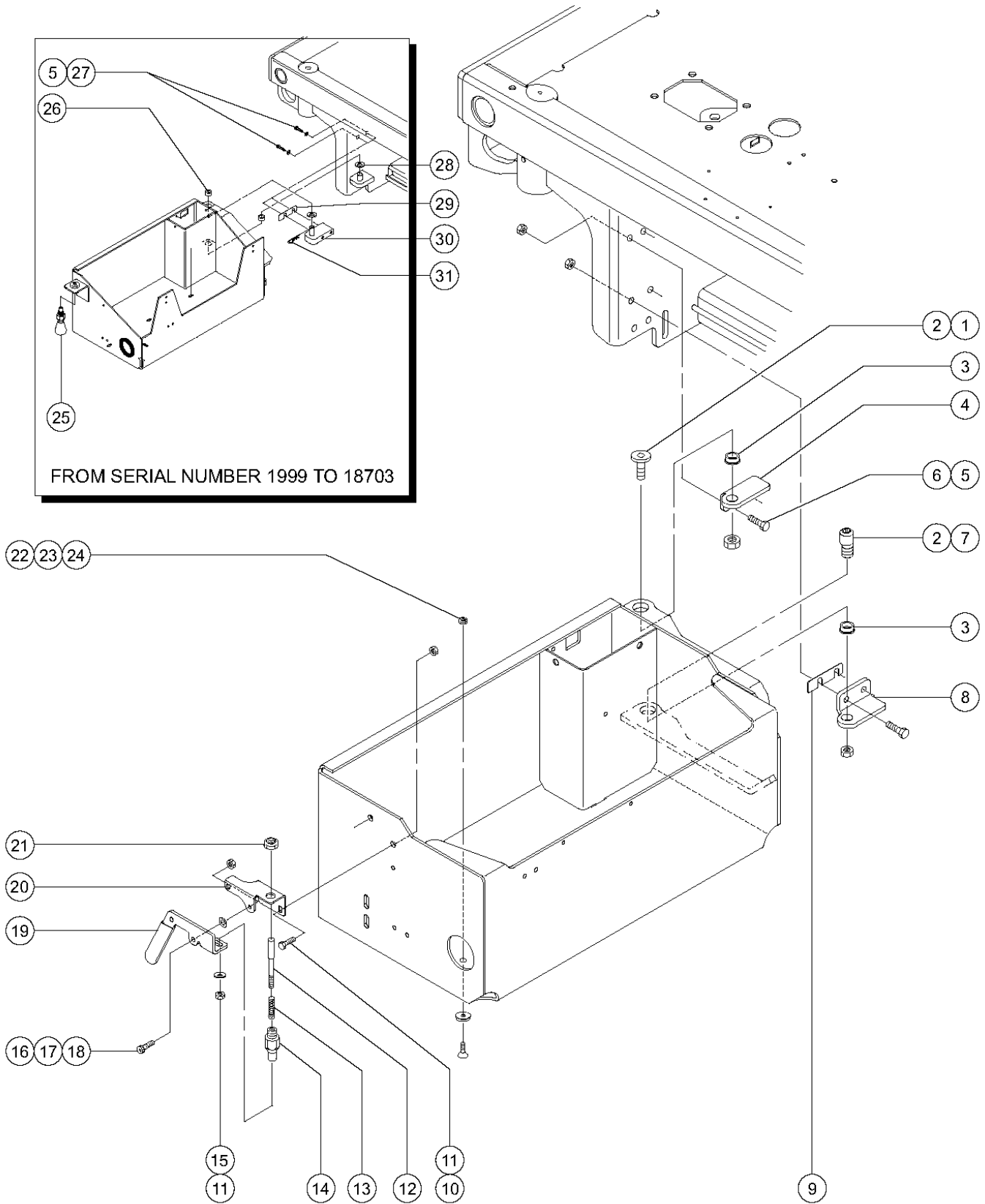


204.4 Battery Pack Module (from serial number 35800)

Item	Part No.	Description	Qty.	Item	Part No.	Description	Qty.
1	76502GT	BATTERY,T105 W/LPT,3 CAP,DRY**.....	4	29	45454GT	CLAMP,RUB CUSH,0.75,#12 X 3/8*.....	1
2	96110GT	BOOT,CABLE TERMINAL COVER.....	8			<i>EE model</i>	
3	13002GT	SCREW,HHC,5/16-18 X 1 GR5.....	8	30	66717GT	FUSE BLOCK, ANN & ANL FUSE.....	1
4	6037GT	NUT,HEX,5/16-18,GR5.....	8			<i>(includes mounting fasteners)</i>	
5		Ref. Battery Cable Assembly.....	8	31	6873GT	SCREW,FHM,10-32 X 1.....	2
		<i>(refer to Figure 215.2)</i>		32	40833GT	FUSE,275 AMP,VERY FAST ACTING.....	1
6		Ref. Battery Cable Assembly.....	8	33	47478GT	BUMPER,RUBBER,1"OD X .461 H.....	6
		<i>(refer to Figure 215.2)</i>		34	47480GT	FORMING,BATTERY STOP.....	3
7	6147GT	SCREW,RHM,10-32 X 1.....	2	35		Ref. Battery Cable Assembly.....	3
8	6178GT	NUT,NYLOCK,10-32.....	4			<i>(refer to Figure 215.2)</i>	
9	78725GT	ECU,SLAB,GEN4***.....	1	36	219492GT	ASSM,CONTACTOR KIT,GS.....	1
		<i>(from 17408 to 59999)</i>				<i>(for machines to SN 62710 that have not had a contactor kit previously installed)</i>	
10	6090GT	SCREW,HHC,1/4-20 X .75.....	4	--	219493GT	BRACKET,CONTACTOR,GS.....	1
11	6638GT	WASHER,FLAT,USS,1/4"Y.....	4			<i>(for machines to SN 62710 that have not had a contactor kit previously installed)</i>	
12	6091GT	NUT,NYLOCK,1/4-20.....	4	--	219494GT	HARNESS,CONTACTOR,GS.....	1
13	18666GT	CLAMP,1.00,#16 X 1/4,RUB CUSH.....	1			<i>(for machines to SN 62710 that have not had a contactor kit previously installed)</i>	
14	47923GT	FORMING,ECM LID.....	1				
14A	78321GT	FORMING,ECM COVER,NIKKEN.....	1				
		<i>(Nikken models only)</i>					
15	11968GT	SCREW,BHHS,1/4-20 X 1.....	1				
16	56912GT	SPRING CLIP,1/4-20,.025-.15X.54,ZAG.....	1				
17	6578GT	CABLE TIE,7 3/8".....	1				
18	48708GT	BAT.TRAY ASSY W/WORD DEC,GS30.....	1				
		<i>(includes item 21)</i>					
18A	115426GT	BAT. TRAY ASSY W/DEC,GS30 NIKN					
19	19284GT	SCREW,FHS,1/4-20 X .63.....	7				
20	6889GT	NUT,LP NYLOCK,1/4-20.....	7				
21	47232GT	GROMMET,RUBBER 2 X 2.75.....	2				
22		Ref. Battery Cable Assembly.....	2				
		<i>(refer to Figure 215.2)</i>					
22	66397GT	QUICK DISCONNECT CASING,BATT**.....	2				
23	6357GT	NUT,HEX,1/4-20.....	4				
		<i>EE model</i>					
24	6356GT	WASHER,LOCK,.25.....	4				
		<i>EE model</i>					
25	6145GT	SCREW,HHC,1/4-20 X 1.5.....	2				
26		Ref. Battery Cable Assembly.....	2				
		<i>(refer to Figure 215.2)</i>					
26	19436GT	CONNECTOR,ANDERSON SB 175,1/0G.....	2				
		<i>(include contacts with wire)</i>					
27	44716GT	HANDLE,ANDERSON CONNECTOR SB.....	1				
		<i>EE model</i>					
28	11966GT	SCREW,BHHS,1/4-20 X 1.5.....	2				
		<i>EE model</i>					



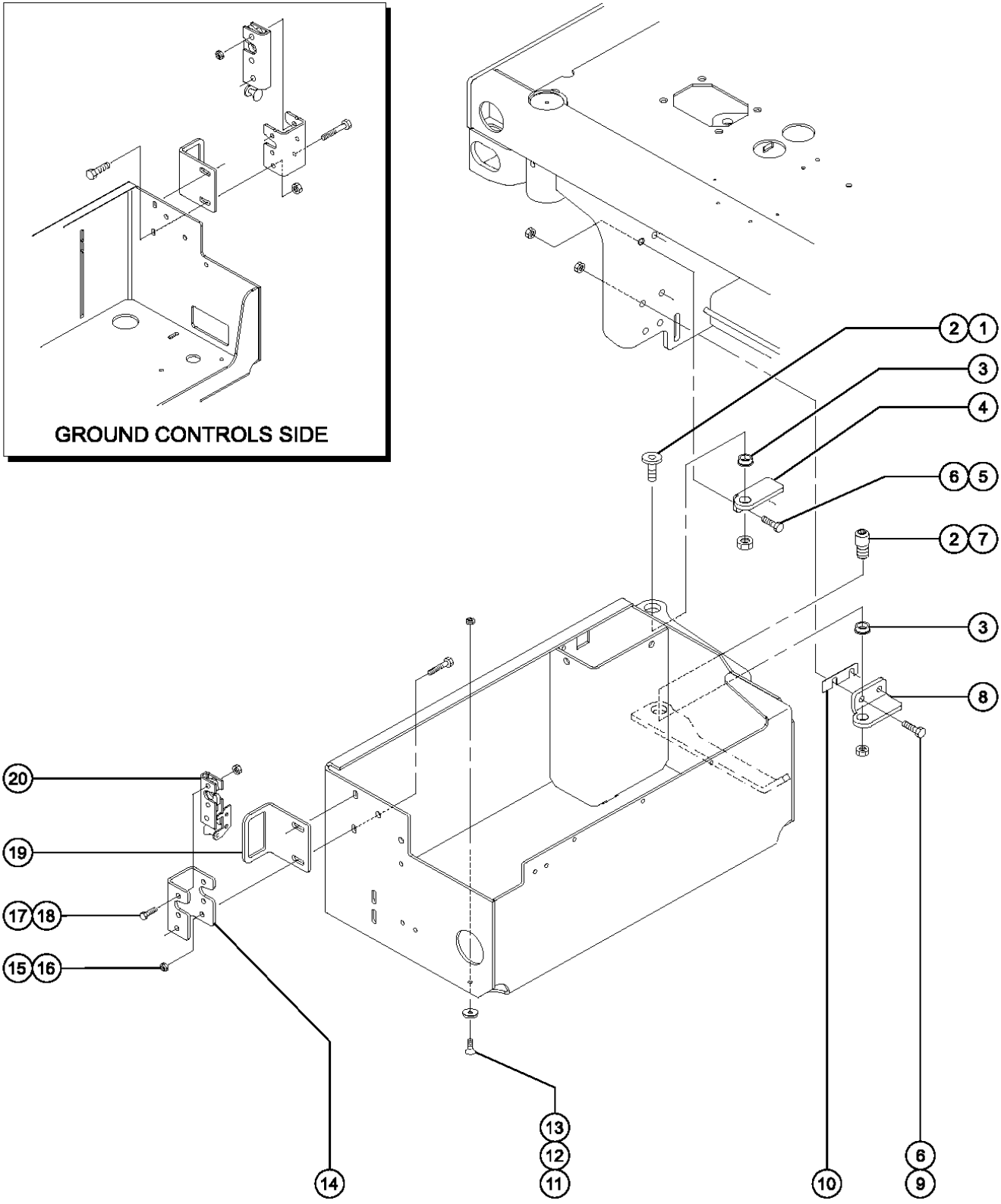
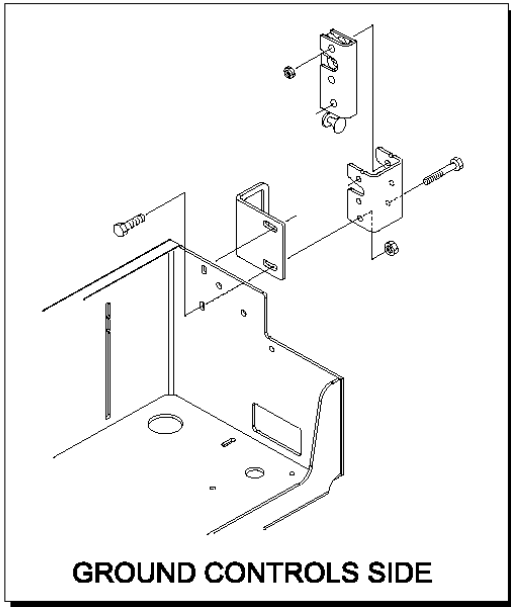
205.1 Battery Pack Module Installation (from serial number 18704 to 35799)



205.1 Battery Pack Module Installation (from serial number 18704 to 35799)

Item	Part No.	Description	Qty.	Item	Part No.	Description	Qty.
1	47255GT	BOLT,SHORT SHOULDER.....	1	30	39297PGT	HINGE WELDMENT, TOP LH, PAINTED.....	1
2	38028GT	NUT, LP NYLOCK, 5/8-11.....	2	31	5135GT	CLIP, HAIR PIN .094 X 2.5.....	2
3	47548GT	BEARING, FL, 0.75ID X 1 OD X .49..... <i>(0.75 x 1 x 0.38 inch) (1.91 x 2.54 x 0.97 cm)</i>	2				
4	47324GT	BRACKET, BOX HINGE, LH-UP/RH-LO....	1				
5	10597GT	SCREW, HHC, 1/2-13 X 1.25 GR5.....	4				
6	6086GT	NUT, LP NYLOCK, 1/2-13.....	4				
7	55983GT	PIN-THREADED SHLDR OFFS, 5/8-11...2					
8	47323GT	BRACKET, BOX HINGE, RH-UP/LH-LO....	1				
9	47342GT	SPACER, MODULE TRAY, .030 THK..... <i>(0.762 mm) (quantity listed for this item is approximate. Actual quantity may vary, to ensure proper fit)</i>	2				
--	47455GT	SPACER, MODULE TRAY, .075 THK..... <i>(1.905 mm) (quantity listed for this item is approximate. Actual quantity may vary, to ensure proper fit)</i>	2				
10	33681GT	SCREW, HHC, 3/8-16 X .625.....	2				
11	7713GT	NUT, LP NYLOCK, 3/8-16.....	3				
12	39470GT	PIN, LOCK.....	1				
13	39469GT	SPRING, COMPRESSION.485 X1.75**...1					
14	41630GT	HOUSING, LOCK PIN.....	1				
15	6097GT	WASHER, FLAT, USS, 3/8", Y.....	1				
16	1259223GT	BOLT, SHS, 3/8X.375X5/16-18, ZAG.....	1				
17	47228GT	WASHER, NYLON, .406 X.750 X.032.....	1				
18	6782GT	NUT, NYLOCK, 5/16-18.....	1				
19	46347GT	HANDLE-LOCK, BATT.MOD, LEFT SIDE.....	1				
--	44733GT	HANDLE COVER, PLASTIC.....	1				
20	47325GT	BRACKET, LOCK PIN, LEFT.....	1				
21	8538GT	NUT, LP NYLOCK, 3/4-10.....	1				
22	6889GT	NUT, LP NYLOCK, 1/4-20.....	1				
23	47793GT	BUMPER, MODULE TRAY..... <i>(0.266 I.D. x 1.25 O.D. x 0.25 inch) (0.676 x 3.18 x 0.64 cm)</i>	1				
24	19284GT	SCREW, FHS, 1/4-20 X .63.....	1				
25		Ref. Lock Pin Assembly..... <i>(refer to Figure 204.1)</i>	1				
26	36369GT	BEARING, 0.75ID X 1.00OD X 0.75L..... <i>(1.91 x 2.5 x 1.91 cm)</i>	2				
27	6033GT	WASHER, LOCK, 0.5".....	2				
28	39244GT	SPACER, MODULE TRAY.....	2				
29	39447GT	SPACER, MODULE, .06 THK..... <i>Quantity listed for this item is approximate. Actual quantity may vary, to ensure proper fit.</i>	1				

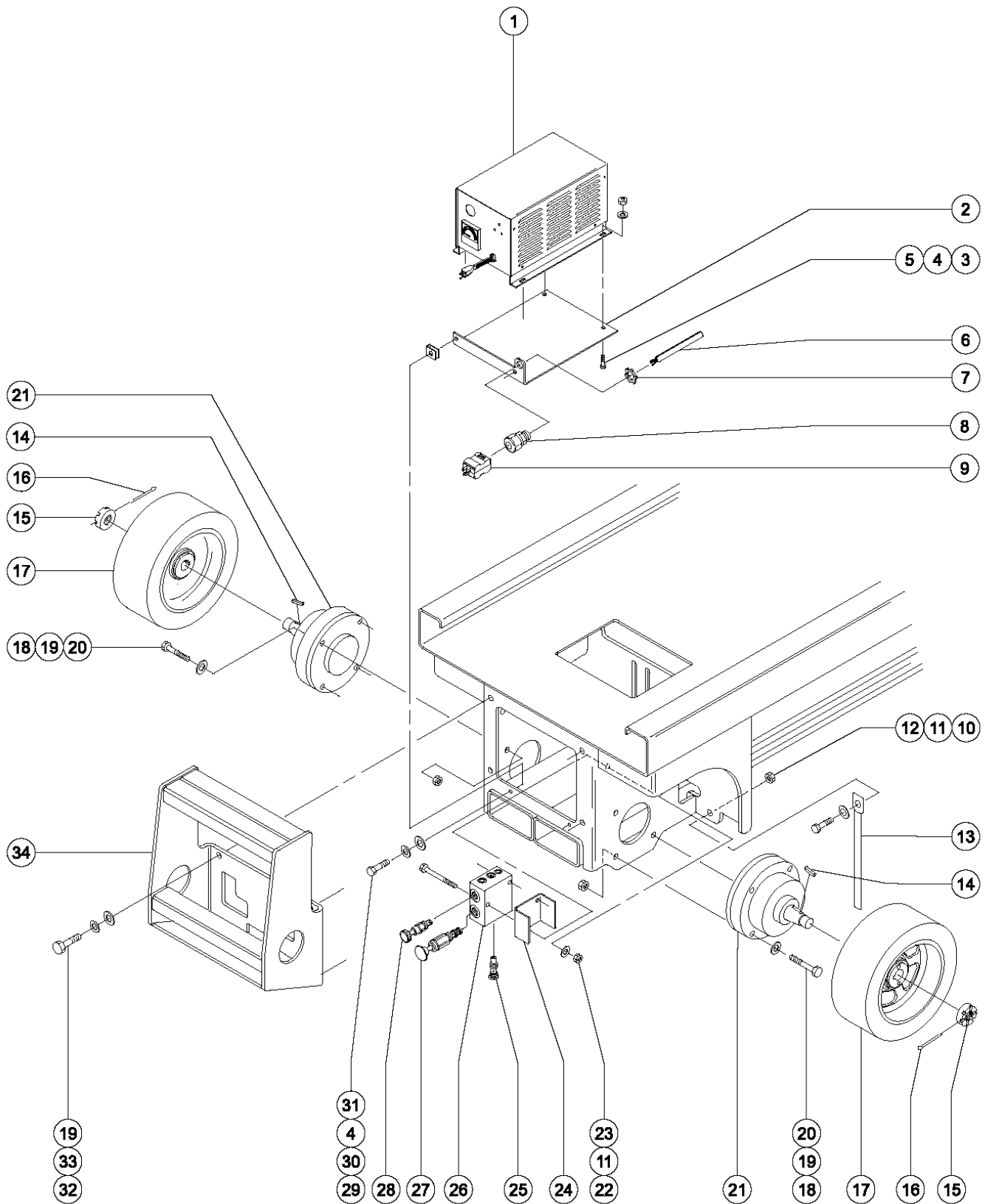
205.2 Battery Pack Module Installation (from serial number 35800)



205.2 Battery Pack Module Installation (from serial number 35800)

Item	Part No.	Description	Qty.
--	65967GT	HANDLE-ROTATOR LATCH ASSY LS <i>(battery pack side) (includes items 14-20) (EE model)</i>	
1	47255GT	BOLT,SHORT SHOULDER.....	1
2	38028GT	NUT,LP NYLOCK,5/8-11.....	2
3	47548GT	BEARING,FL,0.75ID X 1 OD X .49..... <i>(0.75 x 1 x 0.38 inch) (1.91 x 2.54 x 0.97 cm)</i>	2
4	47324GT	BRACKET,BOX HINGE,LH-UP/RH-LO....	1
5	10597GT	SCREW,HHC,1/2-13 X 1.25 GR5.....	4
6	6086GT	NUT,LP NYLOCK,1/2-13.....	4
7	55983GT	PIN-THREADED SHLDR OFFS,5/8-11...2	
8	47323GT	BRACKET,BOX HINGE,RH-UP/LH-LO....	1
9	51496GT	SCREW,HHC,1/2-13 X 1.375.....	2
10	47342GT	SPACER,MODULE TRAY,.030 THK..... <i>(0.762 mm) (Quantity listed for this item is approximate. Actual quantity may vary to ensure proper fit.)</i>	2
--	47455GT	SPACER,MODULE TRAY,.075 THK..... <i>(1.905 mm) (Quantity listed for this item is approximate. Actual quantity may vary to ensure proper fit.)</i>	2
11	19284GT	SCREW,FHS,1/4-20 X .63.....	1
12	47793GT	BUMPER, MODULE TRAY..... <i>(0.266 I.D. x 1.25 O.D. x 0.25 inch) (0.676 x 3.18 x 0.64 cm)</i>	1
13	6889GT	NUT,LP NYLOCK,1/4-20.....	1
14	65982GT	BRACKET-LATCH MOUNT,BAT MOD....	1
15	6782GT	NUT,NYLOCK,5/16-18.....	1
16	13002GT	SCREW,HHC,5/16-18 X 1 GR5.....	2
17	13000GT	SCREW,HHC,5/16-18 X 1.25.....	2
18	6002GT	NUT,LP NYLOCK,5/16-18.....	2
19	66871GT	FORMING, MOD TRAY HANDLE.....	1
20	66900GT	LATCH,ROTARY, W/KNOB,LEFT..... <i>(battery side)</i>	1
20A	66901GT	LATCH,ROTARY, W/KNOB,RIGHT..... <i>(ground controls side)</i>	1

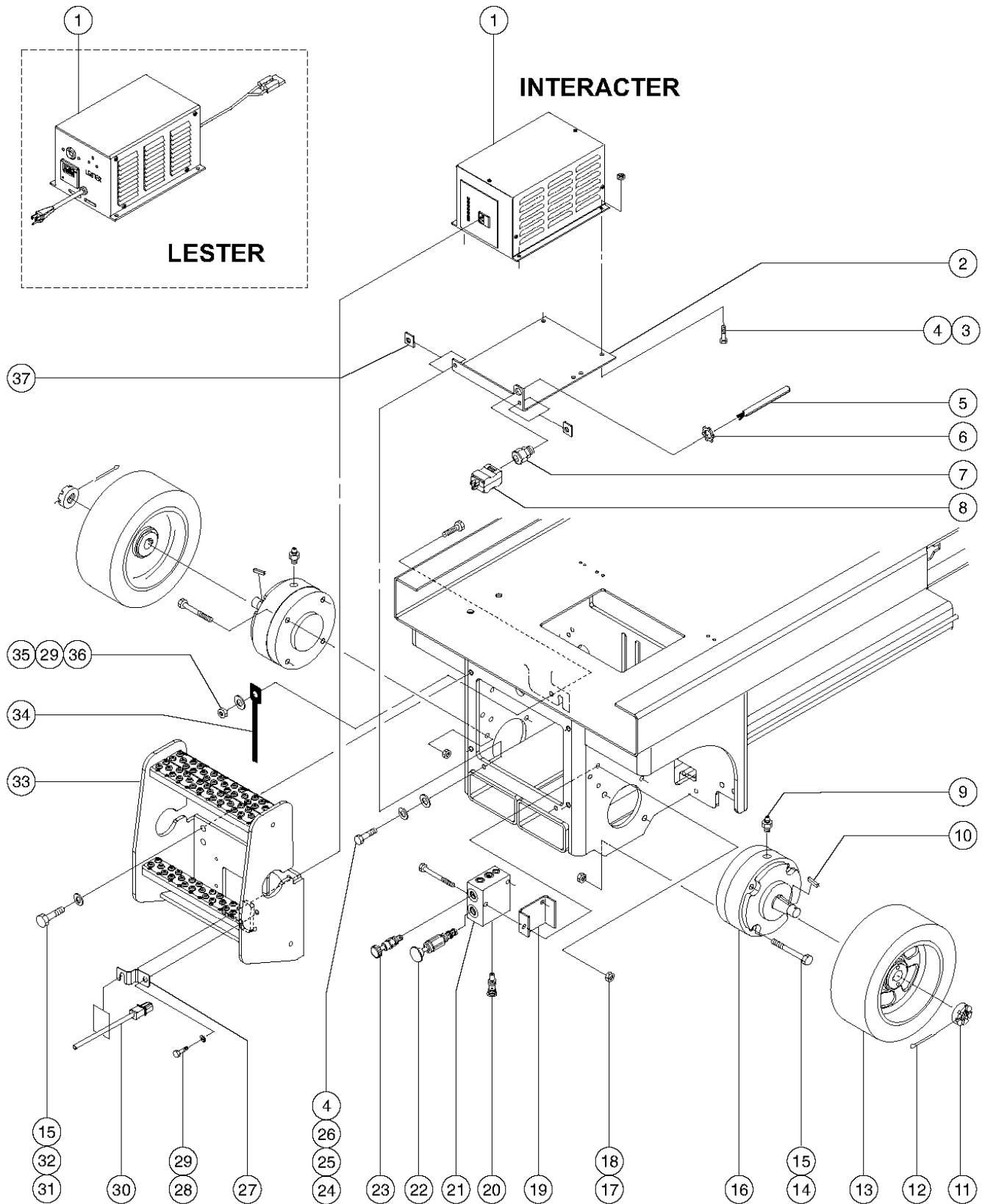
206.1 Non-steer Axle, Counterweights and Brake Release Hand Pump (to SN 29767)



206.1 Non-steer Axle, Counterweights and Brake Release Hand Pump (to SN 29767)

Item	Part No.	Description	Qty.	Item	Part No.	Description	Qty.
--	78589GT	WLDMT, AUS CW, RIGHT.....1 <i>GS-1530/1532 CE (under chassis above right rear wheel)</i>	1	--	96257GT	BRAKE, HYDRAULIC***.....2 <i>(use after 1st time replacement) (no seal kit available)</i>	2
--	78630GT	WLDMT,AUS CW,LEFT.....1 <i>GS-1530/1532 CE (under chassis above left rear wheel)</i>	1	22	4828GT	NUT,NYLOCK,3/8-16.....2	2
--	78949GT	PLATE, AUS. CW, CORNER.....24 <i>GS-1530/1532 (ladder counterweight)</i>	24	23	12981GT	SCREW,HHC,3/8-16 X 4.5.....2	2
1		Ref. Charger - Battery <i>(refer to Figures 203.1, 203.2 or 203.3)</i>		24	39559GT	CHANNEL,BRAKE RELEASE MNFLD MT.....1	1
2	39271GT	CHARGER MOUNT PLATE.....1	1	25		Ref. Valve, Shuttle.....1 <i>(refer to Fig. 213.1)</i>	1
3	6090GT	SCREW,HHC,1/4-20 X .75.....4	4	26		Ref. Manifold, Brake Release Hand Pump.....1 <i>(refer to Fig. 213.1)</i>	1
4	6638GT	WASHER,FLAT,USS,1/4"Y.....6	6	27		Ref. Valve, Hand Pump.....1 <i>(refer to Fig. 213.1)</i>	1
5	6889GT	NUT,LP NYLOCK,1/4-20.....4	4	28		Ref. Valve, Check, Pilot-operated.....1 <i>(refer to Fig. 213.1)</i>	1
6A	43956GT	WIRE CABLE,14/3 CON.TPE JKT*.....228-inches <i>GS-1530 (2.08 mm2) (5.79 m)</i>	228	29	6888GT	SCREW,HHC,1/4-20 X 1.....2	2
6B	43956GT	WIRE CABLE,14/3 CON.TPE JKT*.....288-inches <i>(2.08 mm2) (7.32 m)</i>	288	30	6356GT	WASHER,LOCK,.25.....2	2
7	6935GT	LOCKNUT,ELEC,1/2".....1	1	31	56912GT	SPRING CLIP,1/4-20,.025-.15X.54,ZAG.....2	2
8	7056GT	CONN, SQZ, 1/2NPT .38-.50, SM**.....1 <i>(12.7 mm)</i>	1	32	10597GT	SCREW,HHC,1/2-13 X 1.25 GR5.....4	4
9		Ref. Electrical Plug, 110V AC.....1 <i>(refer to Figures 203.1, 203.2 or 203.3)</i>	1	33	6033GT	WASHER,LOCK,0.5".....4	4
10	7713GT	NUT, LP NYLOCK, 3/8-16.....2	2	34	44742GT	LADDER WELD W/DECALS GS30MINI.....1	1
11	6097GT	WASHER,FLAT,USS,3/8",Y.....4	4				
12	6175GT	SCREW,HHC,3/8-16 X 1.....2	2				
13	96317GT	GROUND STRAP,12"LG***.....1 <i>(30.48 cm)</i>	1				
14	44781GT	KEY,RECTANGULAR,.31X.28X1.25"*.....2 <i>(0.79 x 0.71 x 3.18 cm)</i>	2				
15	44780GT	NUT,CASTLE,1.125-18 UNEF.....2	2				
16	13635-10GT	PIN,COTTER,.156 X 1.75.....2	2				
17	105122GT	WHEEL & TIRE ASSY,LP,12"*****.....2 <i>Solid, Non-marking</i>	2				
18	10598GT	SCREW,HHC,1/2-13 X 3.....8	8				
19	6095GT	WASHER,FLAT,USS,1/2",Y.....12	12				
20	6198GT	NUT,NYLOCK,1/2-13.....8	8				
21A		BRAKE,MICO (40841).....1 <i>Mico (component no longer available) (refer to p/n 96416 for 1st time replacement)</i>	1				
--	44828GT	SEAL KIT,BRAKE,MICO*** <i>(for p/n 40841 Mico brake)</i>					
--	44829GT	BEARING,BRK,MICO ** <i>(for p/n 40841 Mico brake)</i>					
21B	96416GT	SERVICE KIT,BRAKE,14.2 IN 3***.....1 <i>(1st time replacement for Mico brakes) (must be repaired as a set) (contains two brakes p/n 96257 and mounting hardware)</i>	1				

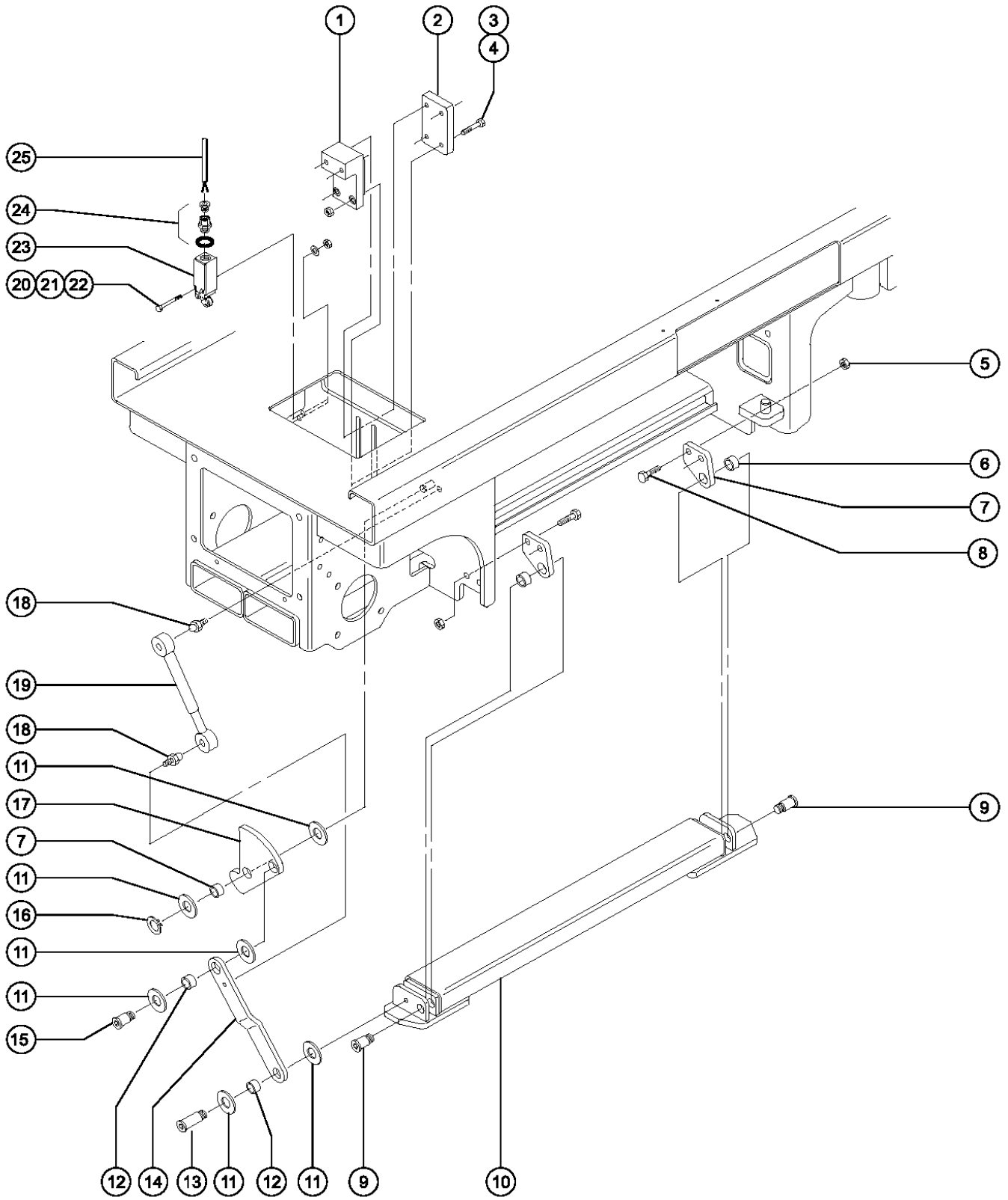
206.2 Non-steer Axle, Counterweights and Brake Release Hand Pump (from SN 29768)



206.2 Non-steer Axle, Counterweights and Brake Release Hand Pump (from SN 29768)

Item	Part No.	Description	Qty.	Item	Part No.	Description	Qty.
--	78589GT	WLDMT, AUS CW, RIGHT GS-1530/1532 CE (under chassis above right rear wheel)		17	4828GT	NUT,NYLOCK,3/8-16.....	2
--	78630GT	WLDMT,AUS CW,LEFT GS-1530/1532 CE (under chassis above left rear wheel)		18	32645GT	SCREW,HHC,3/8-16 X 5 GRD 5 ZNC.....	2
--	78949GT	PLATE, AUS. CW, CORNER GS-1530/1532 (ladder counterweight)		19	39657GT	CHANNEL,BRAKE RELEASE MNFLD MT.....	1
1		Ref. Battery Chargers (refer to Figures 203.1, 203.2 or 203.3)		20		Ref. Valve, Shutt.e..... (refer to Fig. 213.1)	1
2	39271GT	CHARGER MOUNT PLATE.....	1	21		Ref. Valve, hand Pump..... (refer to Fig. 213.1)	1
3	8914GT	SCREW,HHC,1/4-20 X .625.....	4	22		Ref. Valve, Check, Pilot-operated..... (refer to Fig. 213.1)	1
4	6091GT	NUT,NYLOCK,1/4-20.....	8	23		Ref. Valve, Check, Pilot-operated..... (Refer to Figure 213.1)	1
5A	43956GT	WIRE CABLE,14/3 CON.TPE JKT*.....228-inches GS-1530 (2.08 mm2) (5.79 m)		24	6090GT	SCREW,HHC,1/4-20 X .75.....	2
5B	43956GT	WIRE CABLE,14/3 CON.TPE JKT*.....288-inches GS-1930 (2.08 mm2) (7.32 m)		25	6356GT	WASHER,LOCK,.25.....	2
6	6935GT	LOCKNUT,ELEC,1/2".....	1	26	6638GT	WASHER,FLAT,USS,1/4"Y.....	2
7	7056GT	CONN, SQZ, 1/2NPT .38-.50, SM**..... (12.7 mm)	1	27	51346GT	BRACKET,PIGTAIL.....	1
8		Ref. Electrical Plug, 110V AC..... (refer to Figures 203.1, 203.2 or 203.3)	1	28	33681GT	SCREW,HHC,3/8-16 X .625.....	1
9		Ref. Fitting - Connector..... (refer to Figures 203.1, 203.2 or 203.3)	1	29	6097GT	WASHER,FLAT,USS,3/8",Y.....	2
10	44781GT	KEY,RECTANGULAR,.31X.28X1.25**..... (0.79 x 0.71 x 3.18 cm)	2	30	51288GT	IEC PIGTAIL***.....	1
11	44780GT	NUT,CASTLE,1.125-18 UNEF.....	2	31	10597GT	SCREW,HHC,1/2-13 X 1.25 GR5.....	4
12	42079GT	PIN,COTTER,.156 X 2.5.....	2	32	6033GT	WASHER,LOCK,0.5".....	4
13	105122GT	WHEEL & TIRE ASSY,LP,12"***** (non-marking)	2	33	44742GT	LADDER WELD W/DECALS GS30MINI.....	1
14	10598GT	SCREW,HHC,1/2-13 X 3.....	8	34	96317GT	GROUND STRAP,12"LG*** (30.5 cm)	2
15	6198GT	NUT,NYLOCK,1/2-13.....	8	35	7713GT	NUT, LP NYLOCK, 3/8-16.....	2
16A		BRAKE,AUSCO (66416)..... Ausco (component no longer available) (refer to p/n 96416 for first time replacement)	2	36	6175GT	SCREW,HHC,3/8-16 X 1.....	2
--	58243GT	STACK KIT*** (for p/n 66416 Ausco brake)		37	56912GT	SPRING CLIP,1/4-20,.025-.15X.54,ZAG.....	2
--	58286GT	KEY,WOODRUFF,AUSCO BRAKE*** (for p/n 66416 Ausco brake)					
--	88000GT	SEAL KIT (66419, 66416, 74297) (for p/n 66416 Ausco brake)					
16B	96416GT	SERVICE KIT,BRAKE,14.2 IN 3*** (1st time replacement for Ausco brakes) (must be repaired as a set) (contains two brakes p/n 96257 and mounting hardware)					
--	96257GT	BRAKE, HYDRAULIC***..... (use after 1st time replacement) (no seal kit available)	2				

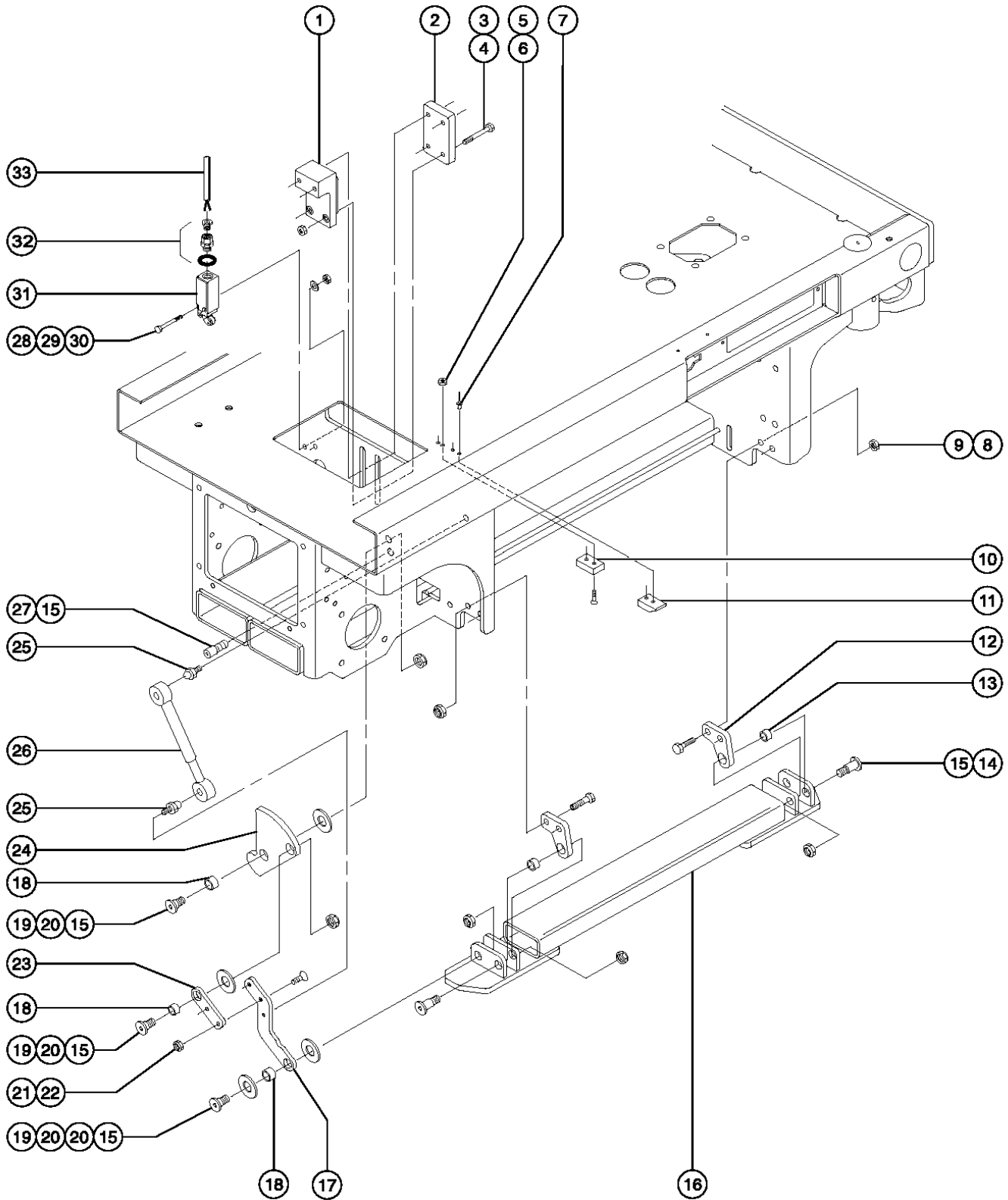
207.1 Pothole Protection Assembly (to serial number 1999)



207.1 Pothole Protection Assembly (to serial number 1999)

Item	Part No.	Description	Qty.
1	47161GT	POTHOLE ACTUATOR,MAIN.....	1
2	47162GT	POTHOLE ACTUATOR,BACK.....	1
--	47273GT	POTHOLE SLIDER,32 <i>bushing</i>	
3	6637GT	SCREW,HHC,1/4-20 X 1.75.....	4
4	6889GT	NUT,LP NYLOCK,1/4-20.....	4
5	6086GT	NUT,LP NYLOCK,1/2-13.....	8
6	39581GT	BEARING,0.75IDX1.00ODX0.50L..... <i>1.91 x 2.54 x 1.27 cm</i>	6
7	44974GT	PLATE,POTHOLE PIVOT W/BEAR'G.... <i>includes item 6</i>	4
8	10597GT	SCREW,HHC,1/2-13 X 1.25 GR5.....	8
9	71912GT	BOLT,SHOULDER,5/8-11 X 1.19 LT.....	4
10	47130GT	POTHOLE WELDMENT,RIGHT..... <i>ground controls side shown</i>	1
10A	47129GT	POTHOLE WELDMENT,LEFT..... <i>battery side</i>	1
11	39244GT	SPACER,MODULE TRAY..... <i>(0.765 x 1.75 x 0.125 inch) (1.94 x 4.45 x 0.318 cm)</i>	12
12	39580GT	BEARING,0.75IDX1.00ODX0.38L..... <i>1.91 x 2.54 x 0.97 cm</i>	4
13	47191GT	SCREW,SHS,5/8-11 X 1.25.....	2
14	44785GT	ARM-POTHOLE LINK W/BEARINGS.... <i>includes item 12</i>	2
15	39906GT	BOLT,POTHOLE SHOULDER***%.....	2
16	10262GT	SNAP RING,EXTERNAL,.75 DIA.....	2
17	44784GT	ARM-POTHOLE CRANK W/BEARINGS..... <i>includes item 6</i>	2
18	40265GT	BALL STUD,GAS STRUT (38593)***.....	4
19	39542GT	GAS SHOCK,SCISSORS***.....	2
20	39593GT	SCREW,RHM,8-32 X 1.75.....	4
21	35461GT	WASHER,FLAT,MS,#8,Y.....	4
22	18605GT	NUT,NYLOCK,8-32.....	4
23A	96948GT	SWITCH,LIMIT,W/ROLLER ARM***..... <i>roller arm</i>	2
23B	88356-126R3 GT	SWITCH,LIMIT,W/RLR HEAD 180DG**... <i>battery side shown; plunger style roller head</i>	2
24	7056GT	CONN, SQZ, 1/2NPT .38-.50, SM**..... <i>12.7 mm</i>	1
25		Ref. Wire Harness..... <i>consult factory</i>	1

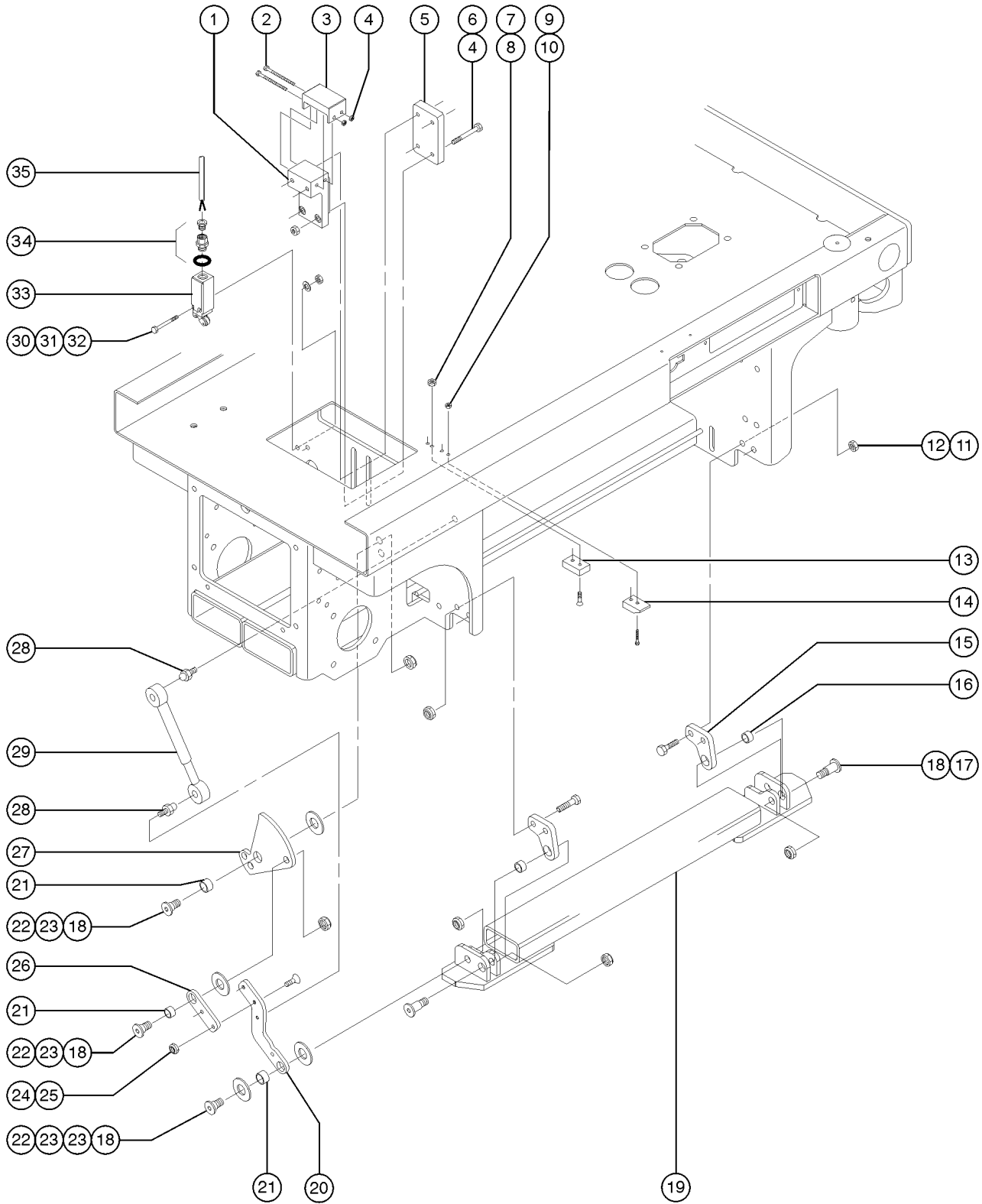
207.2 Pothole Protection Assembly (from serial number 2000 to 35799)



207.2 Pothole Protection Assembly (from serial number 2000 to 35799)

Item	Part No.	Description	Qty.	Item	Part No.	Description	Qty.
1	47161GT	POTHOLE ACTUATOR,MAIN.....	1	31A	96948GT	SWITCH,LIMIT,W/ROLLER ARM***.....	2
2	47162GT	POTHOLE ACTUATOR,BACK.....	1			<i>roller arm</i>	
3	4266GT	SCREW,HHC,1/4-20 X 2.....	4	31B	88356-126R3GT	SWITCH,LIMIT,W/RLR HEAD 180DG**...2	
4	6889GT	NUT,LP NYLOCK,1/4-20.....	4			<i>battery side shown; plunger style roller head</i>	
5	6091GT	NUT,NYLOCK,1/4-20.....	4	32	7056GT	CONN, SQZ, 1/2NPT .38-.50, SM**.....1	
6	40594GT	SCREW,FHS,1/4-20 X 1.25.....	4			<i>12.7 mm</i>	
7	41695GT	RIVET,STL,STL,.188 X .50.....	4	33		Ref. Wire Harness (consult factory).....1	
8	6086GT	NUT,LP NYLOCK,1/2-13.....	8			<i>serial number specific</i>	
9	10597GT	SCREW,HHC,1/2-13 X 1.25 GR5.....	8				
10	47907GT	BLOCK,MODULE TRAY STOP.....2					
		<i>(1.5 x 1 inch) (3.8 x 2.5 cm)</i>					
11	39317GT	STOP PLATFORM ROLLER.....2					
		<i>(1.63 x 1 inch) (4.14 x 2.5 cm)</i>					
12	48324GT	PLATE,POTHOLE PIVOT W/BEARING.....4					
		<i>includes item 13</i>					
13	39581GT	BEARING,0.75IDX1.00ODX0.50L.....4					
		<i>1.91 x 2.54 x 1.27 cm</i>					
14	71912GT	BOLT,SHOULDER,5/8-11 X 1.19 LT.....4					
15	38028GT	NUT,LP NYLOCK,5/8-11.....8					
16	47130GT	POTHOLE WELDMENT,RIGHT.....1					
		<i>ground controls side shown</i>					
16A	47129GT	POTHOLE WELDMENT,LEFT.....1					
		<i>battery pack side</i>					
17	48712GT	ARM-POTHOLE LINK LWR.W/BEARIN.....1					
		<i>(ground controls side, shown) (includes Item 18)</i>					
17A	48711GT	ARM-POTHOLE LINK LWR.W/BEARIN.....1					
		<i>(battery pack side) (includes Item 18)</i>					
18	39580GT	BEARING,0.75IDX1.00ODX0.38L.....6					
		<i>1.91 x 2.54 x 0.97 cm</i>					
19	47255GT	BOLT,SHORT SHOULDER.....6					
20	47520GT	WASHER,THRUST .75 X 1.25 X .06.....12					
21	4828GT	NUT,NYLOCK,3/8-16.....4					
22	35463GT	SCREW,FHS,3/8-16 X 1.5.....4					
23	48710GT	ARM-POTHOLE LINK UPR.W/BEARIN..2					
		<i>includes Item 18</i>					
24	48713GT	ARM-POTHOLE CRANK W/BEARINGS.....2					
		<i>includes Item 18</i>					
25	40265GT	BALL STUD,GAS STRUT (38593)***.....4					
26	39542GT	GAS SHOCK,SCISSORS***.....2					
27	55983GT	PIN-THREADED SHLDR OFFS,5/8-11...1					
28	51063GT	SCREW,PHILLIPS,RHM,10-32 X 1.5....4					
29	6146GT	WASHER,FLAT,MS,#10,Y.....4					
30	6178GT	NUT,NYLOCK,10-32.....4					

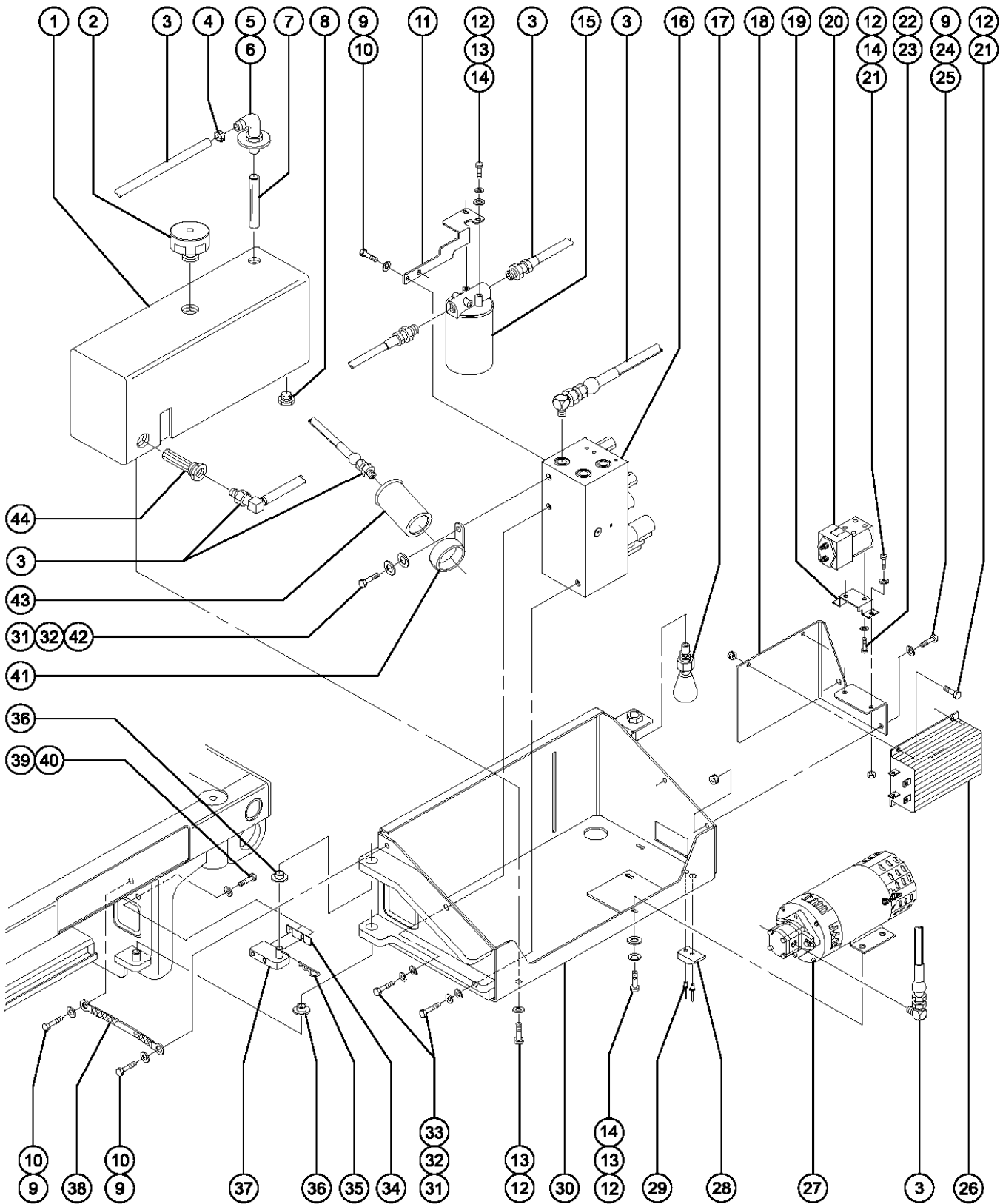
207.3 Pothole Protection Assembly (from serial number 35800)



207.3 Pothole Protection Assembly (from serial number 35800)

Item	Part No.	Description	Qty.	Item	Part No.	Description	Qty.
1	47161GT	POTHOLE ACTUATOR,MAIN.....	1	28	40265GT	BALL STUD,GAS STRUT (38593)***.....	4
1A	78304GT	NIKKEN POTHOLE ACTUATOR..... <i>(Nikken models only) (shown)</i>	1	29	39542GT	GAS SHOCK,SCISSORS***.....	2
2	6115GT	SCREW,HHC,1/4-20 X 3.5 <i>(Nikken models only)</i>		30	51063GT	SCREW,PHILLIPS,RHM,10-32 X 1.5.....	4
3	78315GT	POTHOLE ACTUATOR SPACER <i>(Nikken models only)</i>		31	6146GT	WASHER,FLAT,MS,#10,Y.....	4
4	6889GT	NUT,LP NYLOCK,1/4-20.....	6	32	6178GT	NUT,NYLOCK,10-32.....	4
5	47162GT	POTHOLE ACTUATOR,BACK.....	1	33A	96948GT	SWITCH,LIMIT,W/ROLLER ARM***..... <i>roller arm</i>	2
6	4266GT	SCREW,HHC,1/4-20 X 2.....	4	33B	88356-126R3GT	SWITCH,LIMIT,W/RLR HEAD 180DG**... <i>batter side shown; plunger style roller head</i>	2
7	6091GT	NUT,NYLOCK,1/4-20.....	4	34	7056GT	CONN, SQZ, 1/2NPT .38-.50, SM**..... <i>(12.7 mm)</i>	1
8	40594GT	SCREW,FHS,1/4-20 X 1.25.....	4	35		Ref. Wire Harness..... <i>(consult factory)</i>	1
9	18605GT	NUT,NYLOCK,8-32.....	4				
10	41695GT	RIVET,STL,STL,.188 X .50.....	4				
11	6086GT	NUT,LP NYLOCK,1/2-13.....	8				
12	10597GT	SCREW,HHC,1/2-13 X 1.25 GR5.....	8				
13	47907GT	BLOCK,MODULE TRAY STOP..... <i>(1.5 x 1 inch) (3.8 x 2.5 cm)</i>	2				
14	39317GT	STOP PLATFORM ROLLER..... <i>(1.63 x 1 inch) (4.14 x 2.5 cm)</i>	2				
15	48324GT	PLATE,POTHOLE PIVOT W/BEARING..... <i>(includes item 14)</i>	4				
16	39581GT	BEARING,0.75IDX1.00ODX0.50L..... <i>(0.75 x 1 x 0.5 inch) (1.91 x 2.54 x 1.27 cm)</i>	4				
17	71912GT	BOLT,SHOULDER,5/8-11 X 1.19 LT.....	4				
18	38028GT	NUT,LP NYLOCK,5/8-11.....	7				
19	47130GT	POTHOLE WELDMENT,RIGHT..... <i>(ground controls side) (shown)</i>	1				
19A	47129GT	POTHOLE WELDMENT,LEFT..... <i>(battery pack side)</i>	1				
20	48712GT	ARM-POTHOLE LINK LWR.W/BEARIN..... <i>(ground controls side) (shown) (includes item 19)</i>	1				
20A	48711GT	ARM-POTHOLE LINK LWR.W/BEARIN..... <i>(battery pack side) (includes 19)</i>	1				
21	39580GT	BEARING,0.75IDX1.00ODX0.38L..... <i>(1.91 x 2.54 x 0.97 cm)</i>	6				
22	47255GT	BOLT,SHORT SHOULDER.....	6				
23	47520GT	WASHER,THRUST .75 X 1.25 X .06.....	12				
24	4828GT	NUT,NYLOCK,3/8-16.....	4				
25	35463GT	SCREW,FHS,3/8-16 X 1.5.....	4				
26	48710GT	ARM-POTHOLE LINK UPR.W/BEARIN..2 <i>(includes item 19)</i>					
27	48713GT	ARM-POTHOLE CRANK W/BEARINGS..... <i>(includes item 19)</i>	2				

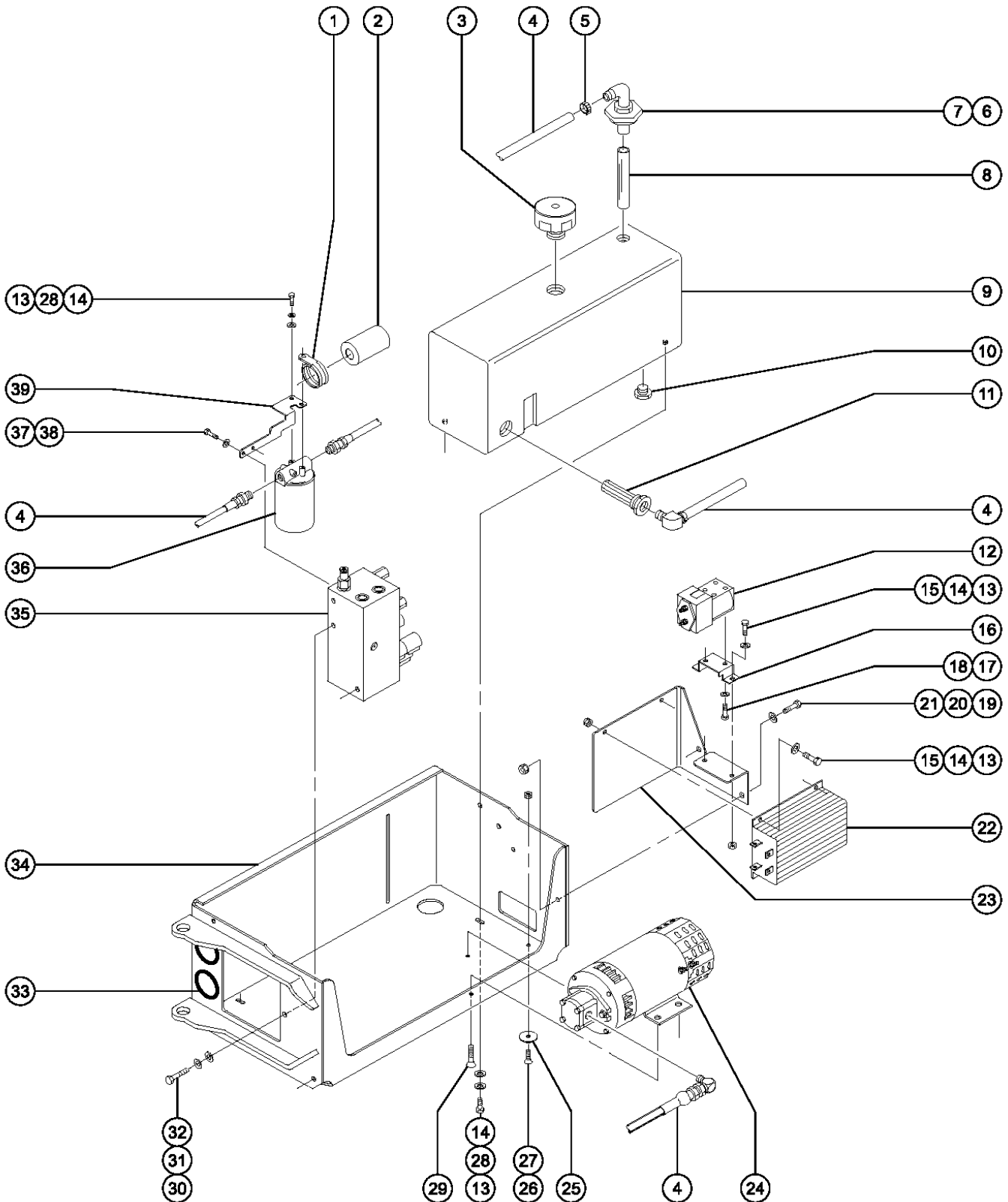
208.1 Power Unit Module (to serial number 1999)



208.1 Power Unit Module (to serial number 1999)

Item	Part No.	Description	Qty.	Item	Part No.	Description	Qty.
--	65736GT	KIT,5 GALLON HYDRAULIC TANK*** <i>includes breather cap, tank, filler cap, fittings, and strainer</i>		26C	233379GT	KIT, INVERTER JUMPER, GS <i>(if machine has an inverter, 233379 is required in addition to the installation of 219497)</i>	
1	40832GT	TANK ONLY,HYDRAULIC GS30/32***1 <i>(19 liters)</i>		27		Ref. Hydraulic Power Unit.....1 <i>(refer to figure 210.1)</i>	
2	42019GT	TANK BREATHER,NYLON **.....1		28	39474GT	WEAR PAD,PLATFORM.....1 <i>(2 x 1 x 0.25 inch) (5.1 x 2.5 x 0.64 cm)</i>	
3		Ref. Hydraulic Hoses and Fittings.....1 <i>(refer to Figure 213.1)</i>		29	39579GT	RIVET,STL,STL,.188 X .45.....2	
4	42280GT	CLAMP,HOSE,.50.....1 <i>(1.3 cm)</i>		30	44739GT	PWR.UNIT MODULE ASY.W/DECALS...1 <i>(includes items 28, 29 and 41)</i>	
5	39225GT	ELBOW,90ø,.5 MPT X.5BRB PLST.....1		31	6175GT	SCREW,HHC,3/8-16 X 1.....3	
6	39223GT	BULKHEAD FITTING,PLASTIC X 8**1		32	6021GT	WASHER,LOCK,.375.....3	
7	39226GT	NIPPLE,PLASTIC .5 NPT X 6".....1 <i>(15.2 cm)</i>		33	6700GT	WASHER,STAR,EXTERNAL,.375.....2	
8	39227GT	PLUG,HEX HEAD-8 PLASTIC.....1		34	39447GT	SPACER,MODULE,.06 THK.....1 <i>Quantity listed for this item is approximate. Actual quantity may vary to ensure proper fit.</i>	
9	10107GT	SCREW,HHC,5/16-18 X .75.....6		35	5135GT	CLIP,HAIR PIN .094 X 2.5.....2	
10	6886GT	WASHER,LOCK,.313.....4		36	47548GT	BEARING,FL,0.75ID X 1 OD X .49.....2 <i>(0.75 x 1 x 0.38 inch) (1.91 x 2.54 x 0.97 cm)</i>	
11	39438PGT	BRACKET,FILTER MOUNT.....1		37	39298GT	HINGE WELDMENT,TOP RH.....1	
12	8914GT	SCREW,HHC,1/4-20 X .625.....10		38	39532GT	GROUND STRAP.....1	
13	6356GT	WASHER,LOCK,.25.....6		39	10597GT	SCREW,HHC,1/2-13 X 1.25 GR5.....2	
14	6638GT	WASHER,FLAT,USS,1/4"Y.....6		40	6033GT	WASHER,LOCK,0.5".....2	
15	78622GT	FILTER ASSY,SAE8,10 MIC,PAPR**.....1		41	39518GT	CLAMP,2.00,#32 X 3/8,RUB CUSH.....1 <i>(5.1 cm)</i>	
--	44207GT	FILTER ELEMENT,BETA(10)=200 <i>(fiberglass, optional)</i>		42	6097GT	WASHER,FLAT,USS,3/8",Y.....1	
--	44788GT	FILTER ELEMENT,10MICRON,PAPER*.....1 <i>(paper, standard)</i>		43	78585GT	KIT,ACCUM 180 PSI PRECHARGE***1	
16		Ref. Function Manifold.....1 <i>(refer to figure 212.1)</i>		44	55616GT	STRAINER ASSEMBLY.....1	
17		Ref. Lock Pin Assembly.....1 <i>(refer to figure 209.1)</i>					
18	39301GT	BRACKET,CONTROLLER MOUNT.....1					
19	19815GT	BRACKET, RELAY MOUNTING.....1					
20	74266GT	CONTACTOR,LIFT PUMP 24V 180A**...1 <i>74267 for drive contactor</i>					
21	6091GT	NUT,NYLOCK,1/4-20.....4					
22	19871GT	SCREW,HHC,M5 X 6.....2					
23	19872GT	WASHER,LOCK,M5,PLTD.....2					
24	5397GT	WASHER,FLAT,USS,5/16",Y.....2					
25	6782GT	NUT,NYLOCK,5/16-18.....2					
26A	1263633GT	KIT, GS MOTOR CONTROLLER REPL.....1					
--	823408GT	MOTOR CONTROLLER, DC,24V,300A <i>motor controllers sold separately only in cases where upgrade kits are N/A or an upgrade kit has been previously installed</i>					
26B	219497GT	KIT,CONTACTOR,GS,ALT <i>(if machine does not have a contactor previously installed, 219497 kit is required)</i>					

208.2 Power Unit Module (from serial number 2000 to 16988)

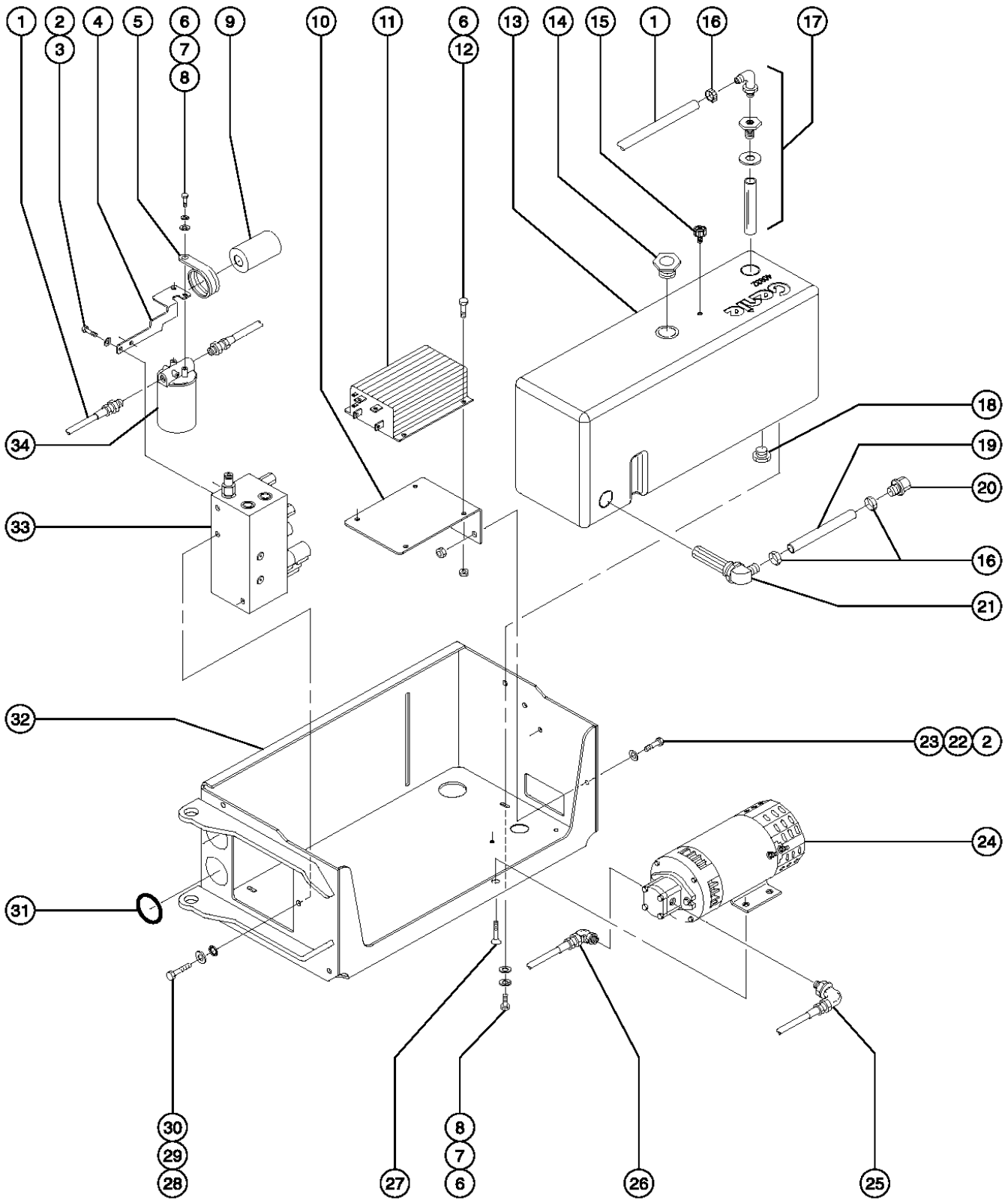


208.2 Power Unit Module (from serial number 2000 to 16988)

Item	Part No.	Description	Qty.	Item	Part No.	Description	Qty.
1	39518GT	CLAMP,2.00,#32 X 3/8,RUB CUSH.....1 (5.1 cm)	1	26	19284GT	SCREW,FHS,1/4-20 X .63.....1	1
2	78585GT	KIT,ACCUM 180 PSI PRECHARGE***.....1 (includes item 1)	1	27	6889GT	NUT,LP NYLOCK,1/4-20.....1	1
3	42019GT	TANK BREATHER,NYLON **.....1	1	28	6356GT	WASHER,LOCK,.25.....3	3
4		Ref. Hydraulic Hoses and Fittings.....1 (refer to Figure 213.1)	1	29	47522GT	SCREW,FHS,1/4-20 X .25 NYLOCK.....2	2
5	42280GT	CLAMP,HOSE,.50.....1 (1.3 cm)	1	30	8255GT	SCREW,HHC,3/8-16 X .75.....2	2
6	39225GT	ELBOW,90ø,.5 MPT X.5BRB PLST.....1	1	31	6021GT	WASHER,LOCK,.375.....2	2
7	39223GT	BULKHEAD FITTING,PLASTIC X 8**.....1	1	32	6700GT	WASHER,STAR,EXTERNAL,.375.....2	2
8	39226GT	NIPPLE,PLASTIC .5 NPT X 6".....1	1	33	47232GT	GROMMET,RUBBER 2 X 2.75.....2 (8.08 x 6.99 cm)	2
9	65736GT	KIT,5 GALLON HYDRAULIC TANK***.....1	1	34	48709GT	PWR UNIT MOD ASSY GS30.....1 (includes items 25-27 and 33)	1
--	40832GT	TANK ONLY,HYDRAULIC GS30/32***		35		Ref. Function Manifold.....1 (refer to 212.1 or 212.2)	1
10	39227GT	PLUG,HEX HEAD-8 PLASTIC.....1	1	36	78622GT	FILTER ASSY,SAE8,10 MIC,PAPR**.....1	1
11	55616GT	STRAINER ASSEMBLY.....1	1	--	44207GT	FILTER ELEMENT,BETA(10)=200.....1 (fiberglass, optional)	1
12	74266GT	CONTACTOR,LIFT PUMP 24V 180A**.....1	1	--	44788GT	FILTER ELEMENT,10MICRON,PAPER*.....1 (paper, standard)	1
--	22264GT	CONTACT,MOVEABLE,19550 RELAY.....1	1	37	10107GT	SCREW,HHC,5/16-18 X .75.....2	2
--	22265GT	CONTACT,STATIONRY,19550 RELAY.....1	1	38	6886GT	WASHER,LOCK,.313.....2	2
--	23845GT	SPRING,RETURN.....1	1	39	39438PGT	BRACKET,FILTER MOUNT.....1	1
13	8914GT	SCREW,HHC,1/4-20 X .625.....7	7				
14	6638GT	WASHER,FLAT,USS,1/4"Y.....7	7				
15	6091GT	NUT,NYLOCK,1/4-20.....4	4				
16	19815GT	BRACKET, RELAY MOUNTING.....1	1				
17	19871GT	SCREW,HHC,M5 X 6.....2	2				
18	19872GT	WASHER,LOCK,M5,PLTD.....2	2				
19	13002GT	SCREW,HHC,5/16-18 X 1 GR5.....2	2				
20	5397GT	WASHER,FLAT,USS,5/16",Y.....2	2				
21	6782GT	NUT,NYLOCK,5/16-18.....2	2				
22A	1263633GT	KIT, GS MOTOR CONTROLLER REPL.....1	1				
--	823408GT	MOTOR CONTROLLER, DC,24V,300A <i>motor controllers sold separately only in cases where upgrade kits are N/A or an upgrade kit has been previously installed</i>					
22B	219497GT	KIT,CONTACTOR,GS,ALT <i>(if machine does not have a contactor previously installed, 219497 kit is required)</i>					
22C	233379GT	KIT, INVERTER JUMPER, GS <i>(if machine has an inverter, 233379 is required in addition to the installation of 219497)</i>					
23	39301PGT	BRACKET,CNTRLER MOUNT,PAINTED.....1	1				
24		Ref. Hydraulic Power Unit.....1 (refer to Figure 210.1)	1				
25	47793GT	BUMPER, MODULE TRAY.....1 (0.266 I.D. x 1.25 O.D. x 0.25 inch) (0.676 x 3.18 x 0.64 cm)	1				



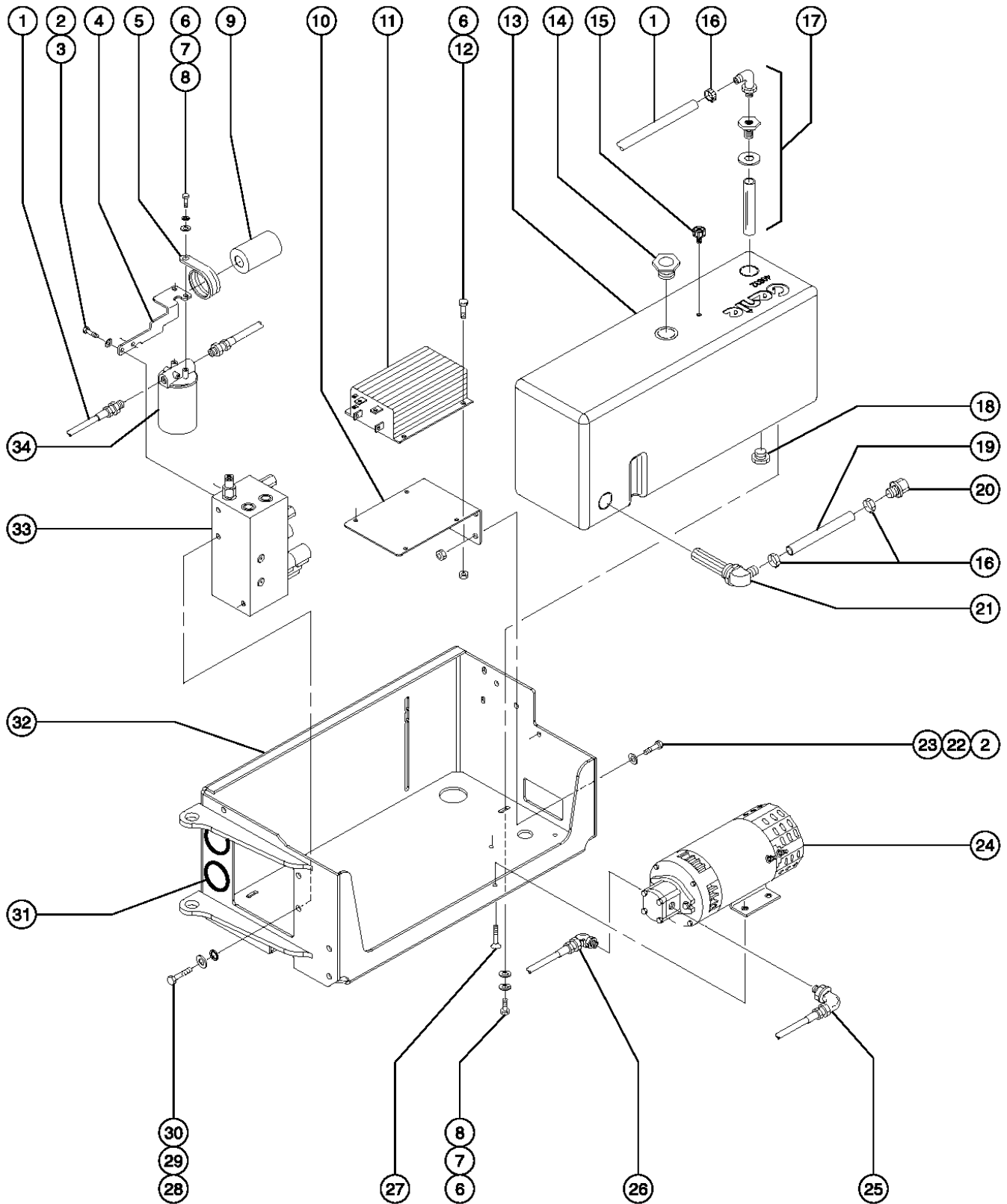
208.3 Power Unit Module (from serial number 16989 to 35799)



208.3 Power Unit Module (from serial number 16989 to 35799)

Item	Part No.	Description	Qty.	Item	Part No.	Description	Qty.
1		Ref. Hydraulic Hoses and Fittings (refer to Figure 213.1)		27	47522GT	SCREW,FHS,1/4-20 X .25 NYLOCK.....2	
2	10107GT	SCREW,HHC,5/16-18 X .75.....4	4	28	6175GT	SCREW,HHC,3/8-16 X 1.....2	2
3	6886GT	WASHER,LOCK,.313.....2	2	29	6097GT	WASHER,FLAT,USS,3/8",Y.....2	2
4	39438PGT	BRACKET,FILTER MOUNT.....1	1	30	6700GT	WASHER,STAR,EXTERNAL,.375.....2	2
5	32339GT	CLAMP,1.75,#28 X 3/8,RUB CUSH*.....1 (4.45 cm)	1	31	47232GT	GROMMET,RUBBER 2 X 2.75.....2 (8.08 x 6.99 cm)	2
6	8914GT	SCREW,HHC,1/4-20 X .625.....10	10	32	48709GT	PWR UNIT MOD ASSY GS30.....1 (includes item 31)	1
7	6356GT	WASHER,LOCK,.25.....4	4	33		Ref. Function Manifold.....1 (refer to 212.2)	1
8	6638GT	WASHER,FLAT,USS,1/4"Y.....4	4	34	78622GT	FILTER ASSY,SAE8,10 MIC,PAPR**.....1	1
9	78585GT	KIT,ACCUM 180 PSI PRECHARGE***.....1	1	--	44207GT	FILTER ELEMENT,BETA(10)=200.....1 (fiberglass, optional)	1
10	55789GT	BRACKET, CONTROLLER MOUNT.....1	1	--	44788GT	FILTER ELEMENT,10MICRON,PAPER*.....1 (paper, standard)	1
11A	1263634GT	KIT, GS MOTOR CONTROLLER REPL.....1	1				
--	823408GT	MOTOR CONTROLLER, DC,24V,300A <i>motor controllers sold separately only in cases where upgrade kits are N/A or an upgrade kit has been previously installed</i>					
11B	219497GT	KIT,CONTACTOR,GS,ALT <i>(if machine does not have a contactor previously installed, 219497 kit is required)</i>					
11C	233379GT	KIT, INVERTER JUMPER, GS <i>(if machine has an inverter, 233379 is required in addition to the installation of 219497)</i>					
12	6091GT	NUT,NYLOCK,1/4-20.....4	4				
13	65736GT	KIT,5 GALLON HYDRAULIC TANK***.....1 (18.9 liters) (includes items 14-15, 17-18 and 21)	1				
--	40832GT	TANK ONLY,HYDRAULIC GS30/32***					
14	66204GT	FILTER CAP (PLUG 1-1/2" NPT HEX.....1	1				
15	78546GT	BREATHER CAP, HYD. TANK, 1/4 NPT.....1	1				
16	19273GT	CLAMP,HOSE,.75 **.....3 (1.9 cm)	3				
17	65318GT	FITTING KIT-HYDRAULIC TANK.....3	3				
18	39227GT	PLUG,HEX HEAD-8 PLASTIC.....1	1				
19		Ref. Hose - Hydraulic.....1 (refer to Figure 213.1)	1				
20	39895GT	HOSE END,BARBED,SWIV,JIC,10-12.....1	1				
21	55616GT	STRAINER ASSEMBLY.....1	1				
22	5397GT	WASHER,FLAT,USS,5/16",Y.....2	2				
23	6782GT	NUT,NYLOCK,5/16-18.....2	2				
24		Ref. Hydraulic Power Unit.....2 (refer to Figure 210.1)	2				
25		Ref. Fitting - Connector.....2 (refer to Figure 213.1)	2				
26		Ref. Fitting - Connector.....2 (refer to Figure 213.1)	2				

208.4 Power Unit Module (from serial number 35800)

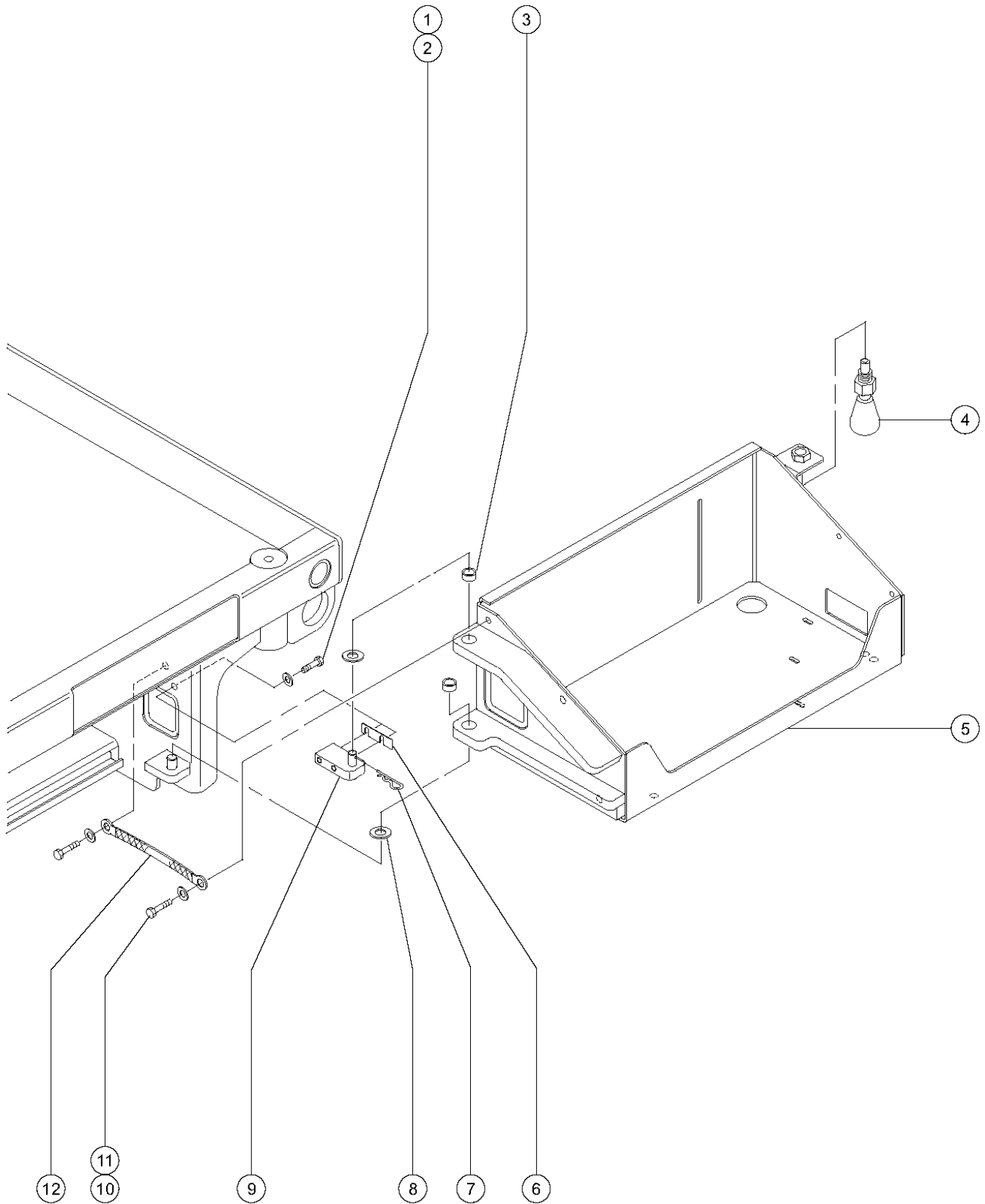


208.4 Power Unit Module (from serial number 35800)

Item	Part No.	Description	Qty.	Item	Part No.	Description	Qty.
1		Ref. Hydraulic Hoses and Fittings <i>(refer to Figure 214.1 or 214.2)</i>		19	39889GT	HOSE,3/4,LOW PRESSURE,801-12.....6-inches <i>(15.3 cm)</i>	
2	10107GT	SCREW,HHC,5/16-18 X .75.....	4	20	39895GT	HOSE END,BARBED,SWIV,JIC,10-12.....	1
3	6886GT	WASHER,LOCK,.313.....	2	21	55616GT	STRAINER ASSEMBLY.....	1
4	55941GT	BRACKET, FILTER MOUNT GS32&46....	1	22	5397GT	WASHER,FLAT,USS,5/16",Y.....	2
5	32339GT	CLAMP,1.75,#28 X 3/8,RUB CUSH*..... <i>(to SN 47626)</i>	1	23	6782GT	NUT,NYLOCK,5/16-18.....	2
5A	39518GT	CLAMP,2.00,#32 X 3/8,RUB CUSH..... <i>(from SN 47627)</i>	1	24		Ref. Hydraulic Power Unit..... <i>(refer to Figure 210.1)</i>	2
6	8914GT	SCREW,HHC,1/4-20 X .625.....	10	25		Ref. Fitting - Connector..... <i>(refer to Figure 214.2)</i>	2
7	6356GT	WASHER,LOCK,.25.....	4	26		Ref. Fitting - Connector..... <i>(refer to Figure 214.2)</i>	2
8	6638GT	WASHER,FLAT,USS,1/4"Y.....	4	27	47522GT	SCREW,FHS,1/4-20 X .25 NYLOCK.....	2
9	78585GT	KIT,ACCUM 180 PSI PRECHARGE***..... <i>(from SN 35780 to 47626) (includes item number 5)</i>	1	28	6175GT	SCREW,HHC,3/8-16 X 1.....	2
9A	78422GT	ACCUMULATOR,180 PSI PRECHARGE*..... <i>(from SN 47627)</i>	1	29	6097GT	WASHER,FLAT,USS,3/8",Y.....	2
10	55789GT	BRACKET, CONTROLLER MOUNT..... <i>(to SN 47730)</i>	1	30	6700GT	WASHER,STAR,EXTERNAL,.375.....	2
10A	78136GT	FORMING,MOTOR CONTROLLER..... <i>(from SN 47731)</i>	1	31	47232GT	GROMMET,RUBBER 2 X 2.75..... <i>(8.08 x 6.99 cm)</i>	2
11A	1263634GT	KIT, GS MOTOR CONTROLLER REPL.....	1	32	48709GT	PWR UNIT MOD ASSY GS30.....	1
--	823408GT	MOTOR CONTROLLER, DC,24V,300A <i>motor controllers sold separately only in cases where upgrade kits are N/A or an upgrade kit has been previously installed</i>		33		Ref. Function Manifold..... <i>(refer to Figure 212.3)</i>	1
11B	219497GT	KIT,CONTACTOR,GS,ALT <i>(if machine does not have a contactor previously installed, 219497 kit is required)</i>		34	78622GT	FILTER ASSY,SAE8,10 MIC,PAPR**.....	1
11C	233379GT	KIT, INVERTER JUMPER, GS <i>(if machine has an inverter, 233379 is required in addition to the installation of 219497)</i>		--	44207GT	FILTER ELEMENT,BETA(10)=200..... <i>(fiberglass, optional)</i>	1
12	6091GT	NUT,NYLOCK,1/4-20.....	4	--	44788GT	FILTER ELEMENT,10MICRON,PAPER*..... <i>(paper, standard)</i>	1
13	65736GT	KIT,5 GALLON HYDRAULIC TANK***..... <i>(includes items 14, 15, 17-18 and 21)</i>	1				
--	40832GT	TANK ONLY,HYDRAULIC GS30/32***					
14	66204GT	FILTER CAP (PLUG 1-1/2" NPT HEX.....	1				
15	78546GT	BREATHER CAP, HYD. TANK, 1/4 NPT.....	1				
16	19273GT	CLAMP,HOSE,.75 **..... <i>(1.9 cm)</i>	3				
17	65318GT	FITTING KIT-HYDRAULIC TANK.....	1				
--	39223GT	BULKHEAD FITTING,PLASTIC X 8**.....	1				
--	39225GT	ELBOW,90ø,.5 MPT X.5BRB PLST.....	1				
--	39226GT	NIPPLE,PLASTIC .5 NPT X 6".....	1				
18	39227GT	PLUG,HEX HEAD-8 PLASTIC..... <i>(1.277 cm)</i>	1				



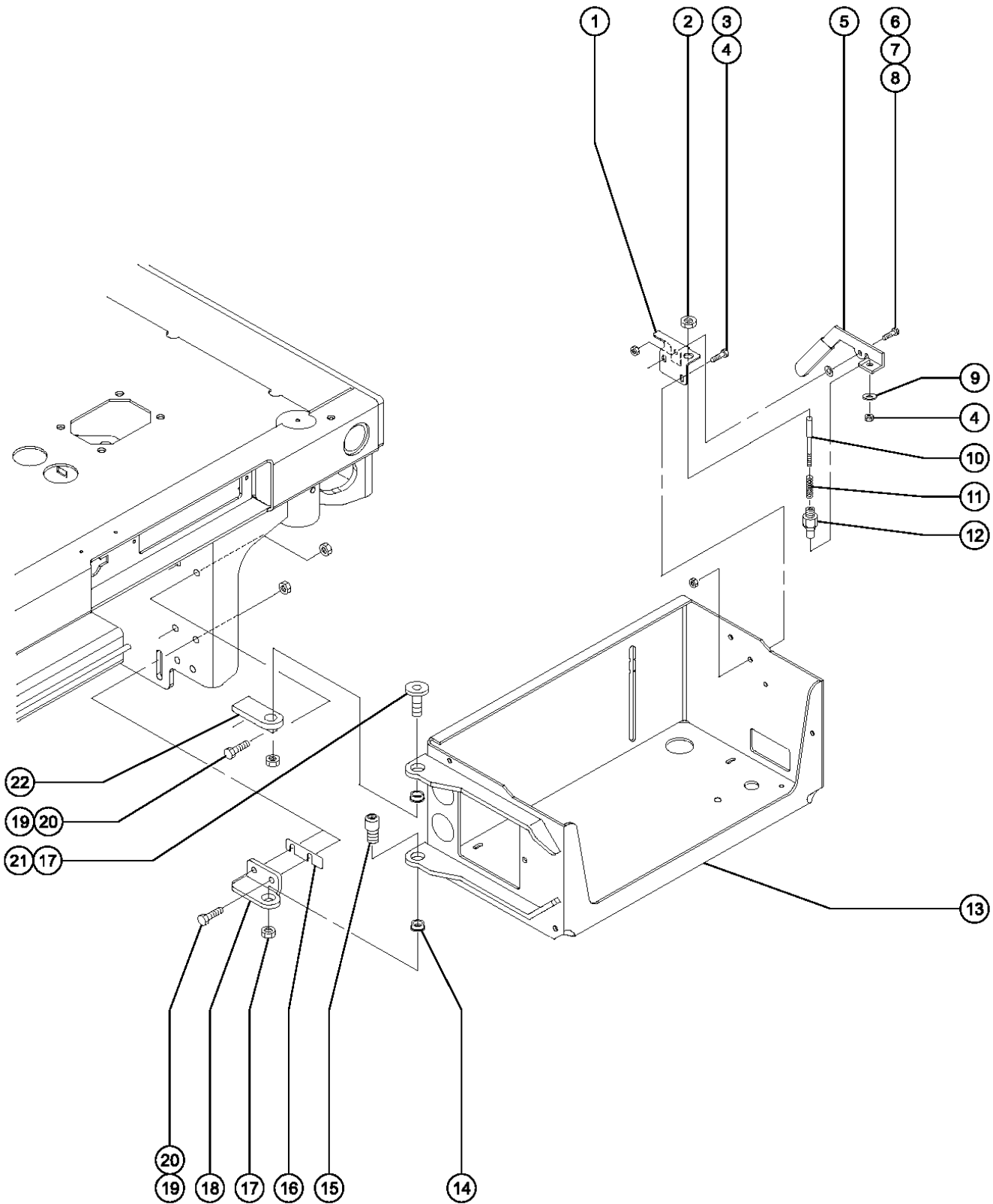
209.1 Power Unit Module Installation (to serial number 1999)



209.1 Power Unit Module Installation (to serial number 1999)

Item	Part No.	Description	Qty.
1	10597GT	SCREW,HHC,1/2-13 X 1.25 GR5.....	4
2	6033GT	WASHER,LOCK,0.5".....	2
3	36369GT	BEARING,0.75IDX1.00ODX0.75L.....	2
4	44160GT	LOCK PIN ASSY,3.00".....	1
--	39469GT	SPRING,COMPRESSION.485 X1.75**...	1
--	39470GT	PIN, LOCK.....	1
--	40835GT	KNOB,OVAL TAPERED.....	1
--	41630GT	HOUSING, LOCK PIN.....	1
5		Ref. Power Unit Module Tray Assembly... <i>(refer to Figures 208.2 or 208.3)</i>	1
6	39447GT	SPACER,MODULE,.06 THK..... <i>(1.524 mm) (quantity listed for this item is approximate)</i>	1
7	5135GT	CLIP,HAIR PIN .094 X 2.5..... <i>(0.239 x 6.35 cm)</i>	2
8	39244GT	SPACER,MODULE TRAY..... <i>(0.765 I.D. x 1.75 O.D. x 0.125 inch) (1.94 x 4.45 x 0.318 cm)</i>	2
9	39298PGT	HINGE WELDMENT, TOP RH, PAINTED.....	1
10	6886GT	WASHER,LOCK,.313.....	4
11	10107GT	SCREW,HHC,5/16-18 X .75.....	4
12	39532GT	GROUND STRAP.....	1

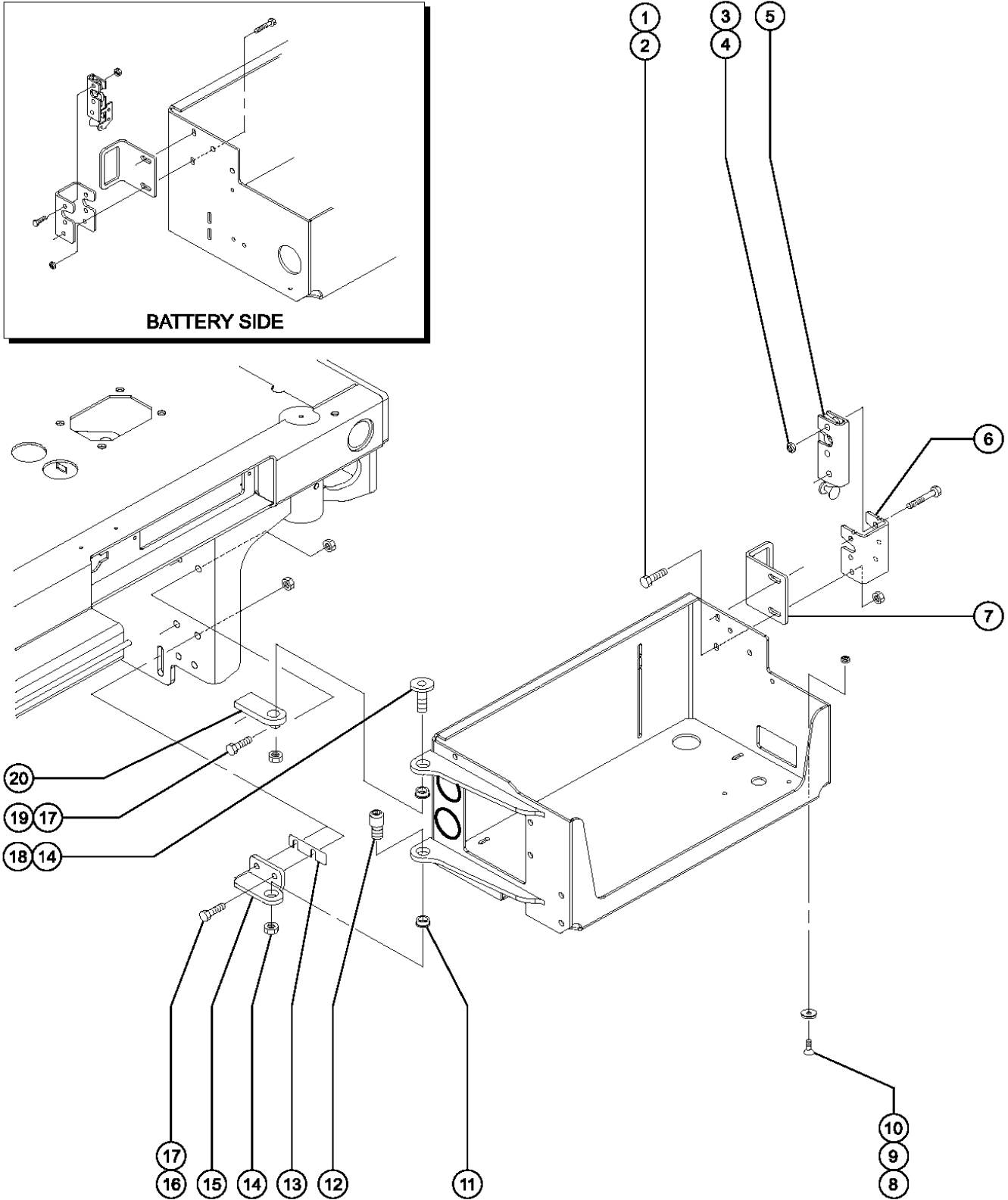
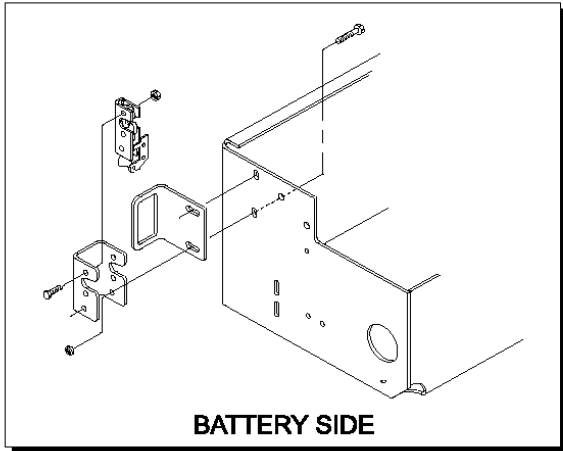
209.2 Power Unit Module Installation (from serial number 2000 to 35799)



209.2 Power Unit Module Installation (from serial number 2000 to 35799)

Item	Part No.	Description	Qty.
1	47331GT	BRACKET,LOCK PIN,RIGHT.....1 (ground controls side)	1
2	8538GT	NUT,LP NYLOCK,3/4-10.....1	1
3	33681GT	SCREW,HHC,3/8-16 X .625.....2	2
4	7713GT	NUT, LP NYLOCK, 3/8-16.....3	3
5	46348GT	HANDLE-LOCK,PWR MOD.RIGHT SIDE.....1 (ground controls side)	1
--	44733GT	HANDLE COVER,PLASTIC.....1	1
6	1259223GT	BOLT,SHS,3/8X.375X5/16-18,ZAG.....1	1
7	47228GT	WASHER,NYLON,.406 X.750 X.032.....1	1
8	6782GT	NUT,NYLOCK,5/16-18.....1	1
9	6097GT	WASHER,FLAT,USS,3/8",Y.....1	1
10	39470GT	PIN, LOCK.....1	1
--	47332GT	HANDLE,LOCK PIN,RT.....1	1
11	39469GT	SPRING,COMPRESSION.485 X1.75**...1	1
12	41630GT	HOUSING, LOCK PIN.....1	1
13		Ref. Power Unit Module Tray Assembly...1 (refer to Figures 208.2 or 208.3)	1
14	47548GT	BEARING,FL,0.75ID X 1 OD X .49.....2 (0.75 x 1 x 0.38 inch) (1.91 x 2.54 x 0.97 cm)	2
15	55983GT	PIN-THREADED SHLDR OFFS,5/8-11...1	1
16	47342GT	SPACER,MODULE TRAY,.030 THK.....2 (0.762 mm) (quantity listed for this item is approximate. Actual quantity may vary to ensure proper fit)	2
17	38028GT	NUT,LP NYLOCK,5/8-11.....2	2
18	47324GT	BRACKET,BOX HINGE,LH-UP/RH-LO...1	1
19	10597GT	SCREW,HHC,1/2-13 X 1.25 GR5.....4	4
20	6086GT	NUT,LP NYLOCK,1/2-13.....4	4
21	47255GT	BOLT,SHORT SHOULDER.....1	1
22	47323GT	BRACKET,BOX HINGE,RH-UP/LH-LO...1	1

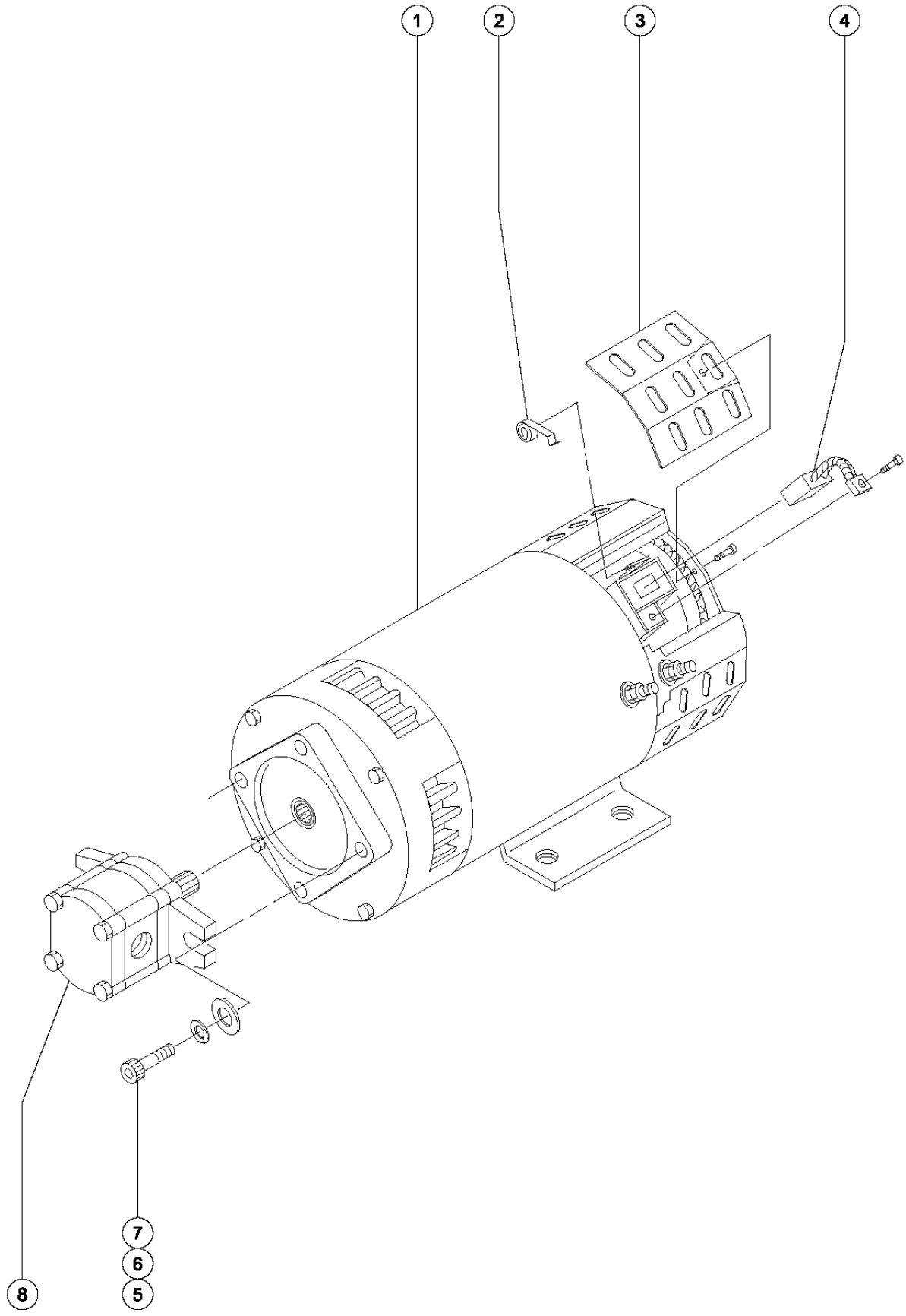
209.3 Power Unit Module Installation (from serial number 35800)



209.3 Power Unit Module Installation (from serial number 35800)

Item	Part No.	Description	Qty.
--		Ref. U-Bolt Assembly, Handle Catch (refer to Figure 201.4)	
--	65968GT	HANDLE-ROTATOR LATCH ASSY RS (ground controls side) (includes items 1-7)	
1	13002GT	SCREW,HHC,5/16-18 X 1 GR5.....	2
2	6782GT	NUT,NYLOCK,5/16-18.....	1
3	6002GT	NUT,LP NYLOCK,5/16-18.....	2
4	13000GT	SCREW,HHC,5/16-18 X 1.25.....	2
5	66901GT	LATCH,ROTARY, W/KNOB,RIGHT..... (ground controls side)	1
5A	66900GT	LATCH,ROTARY, W/KNOB,LEFT..... (battery side)	1
6	66714GT	FORMING,ROTARY LATCH MOUNT.....	1
7	66871GT	FORMING, MOD TRAY HANDLE.....	1
8	19284GT	SCREW,FHS,1/4-20 X .63.....	1
9	47793GT	BUMPER, MODULE TRAY..... (0.266 I.D. x 1.25 O.D. x 0.25 inch) (0.676 x 3.18 x 0.64 cm)	1
10	6889GT	NUT,LP NYLOCK,1/4-20.....	1
11	47548GT	BEARING,FL,0.75ID X 1 OD X .49..... (0.75 x 1 x 0.38 inch) (1.91 x 2.54 x 0.97 cm)	2
12	55983GT	PIN-THREADED SHLDR OFFS,5/8-11...2	
13	47342GT	SPACER,MODULE TRAY,.030 THK..... Quantity listed for this item is approximate. Actual quantity may vary to ensure proper fit.	2
--	47455GT	SPACER,MODULE TRAY,.075 THK..... Quantity listed for this item is approximate. Actual quantity may vary to ensure proper fit.	2
14	38028GT	NUT,LP NYLOCK,5/8-11.....	2
15	47324GT	BRACKET,BOX HINGE,LH-UP/RH-LO....	1
16	51496GT	SCREW,HHC,1/2-13 X 1.375.....	2
17	6086GT	NUT,LP NYLOCK,1/2-13.....	4
18	47255GT	BOLT,SHORT SHOULDER.....	1
19	10597GT	SCREW,HHC,1/2-13 X 1.25 GR5.....	4
20	47323GT	BRACKET,BOX HINGE,RH-UP/LH-LO....	1

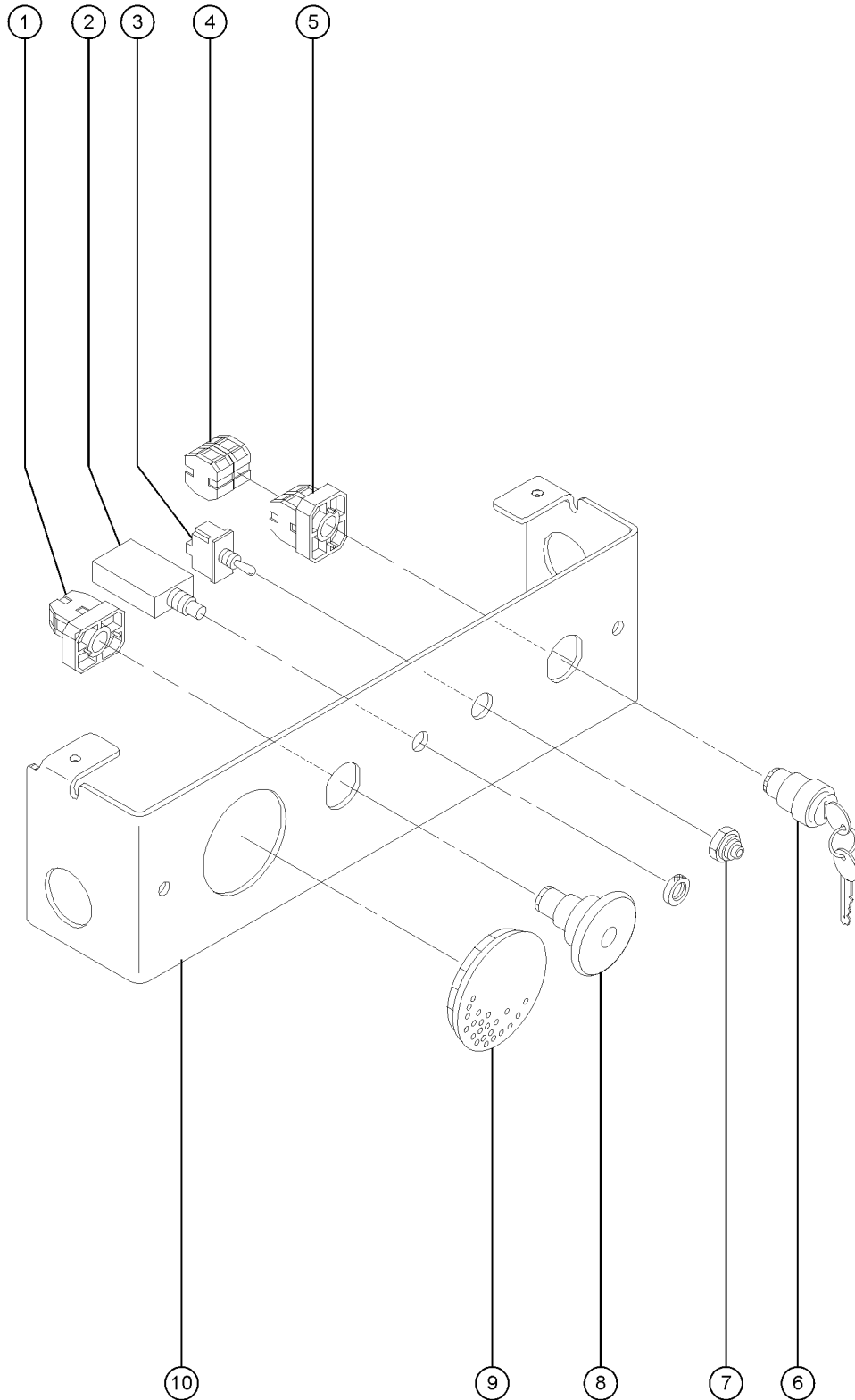
210.1 Hydraulic Power Unit



210.1 Hydraulic Power Unit

Item	Part No.	Description	Qty.
--	65335-SGT	POWER UNIT ASSY-HYDR MOD.***** (includes items 1-8)	
1	40844GT	MOTOR,ELECTRIC,24VDC 4.5HP.....1 for units before SN 16989, unit requires bracket 105390	1
--	105390GT	BRACKET, CONTROLLER MOUNT,SP.....1 (to SN 16988) not shown, not included, sold separately	1
--	43685GT	SEAL KIT,LIFT PUMP,BARNES**.....1	1
--	44777GT	BEARING,MOTOR.....1	1
--	44778GT	BEARING,MOTOR,36843,BRUSH END*.....1	1
2	44750GT	SPRING-BRUSH,40844, SCISSORS....4	4
3	44752GT	COVER-BRUSH INSPEC.40844,SCISS.....4	4
4	44751GT	BRUSH,PWR UNIT (40844)**.....4	4
5	55921GT	SCREW,SHC,3/8-24 X 1.25".....2	2
6	6021GT	WASHER,LOCK,.375.....2	2
7	6097GT	WASHER,FLAT,USS,3/8",Y.....2	2
8	96193GT	PUMP,4CC GEAR,CCW***.....1	1
--	66206GT	PUMP KIT,BOSCH,GS30***.....1 (service kit for Barnes pump) (to SN 16988)	1

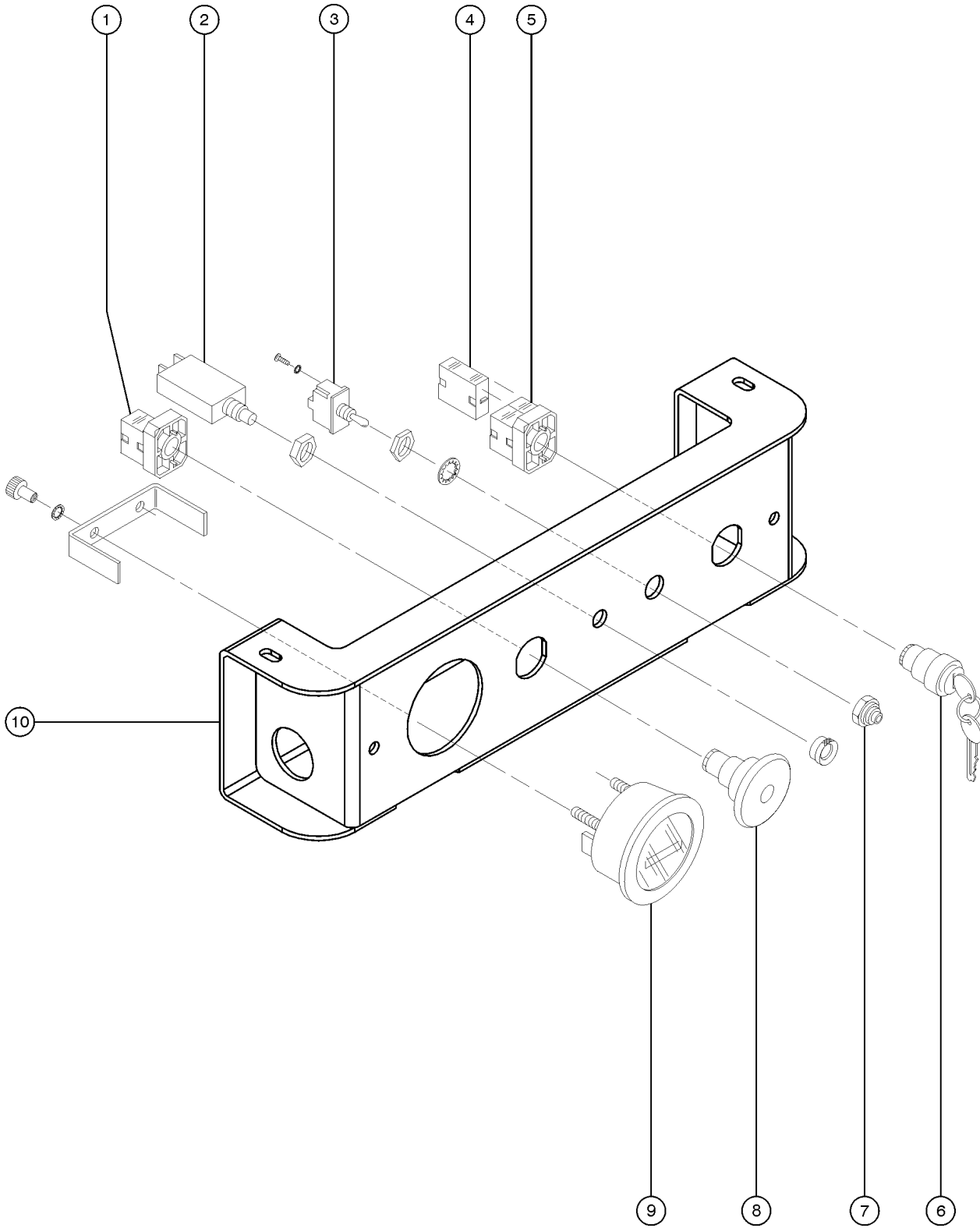
211.1 Ground Controls (to SN 28695)



211.1 Ground Controls (to SN 28695)

Item	Part No.	Description	Qty.
1		Ref. E-stop.....1 (refer to item 8)	1
2	96452GT	CIRCUIT BREAKER,7.0 AMP***.....1	1
3	T114691GT	ASSY,SWITCH,TOGGLE,SPDT*****.....1 (direct replacement for 13037-S and 96418)	1
4		Ref. Contact.....2 (refer to item 6)	2
5		Ref. Base, Push Button.....1 (refer to item 6)	1
6	96011GT	KIT, KEYSWITCH***.....1 (this is an update kit; the original key switch is no longer available from the supplier. Please note, if this kit has already been installed on the unit, refer to the part numbers listed below)	1
--	21982GT	KEY,SINGLE***	
--	37947GT	KEYS,10 PACK***	
--	83093GT	KEY SINGLE*** (with boot)	
--	96008-SGT	KEYSWITCH,3 POS. W/KEYS***	
--	96009GT	WASHER,NITRILE	
--	96010GT	SCREW,PHILLIPS,PHM,8-32 X.25**	
7	27246GT	BOOT,TOGGLE SWITCH,SHORT*.....1	1
8A	66761GT	SERVICE KIT,E-STOP.....1 (this is an update kit; the original E-stop button is no longer available from the supplier. Please note, if this kit has already been installed on the unit, refer to the part numbers listed below)	1
8B	66812GT	BUTTON,PUSH,RED MUSHROOM HEAD.....1	1
--	66817GT	BASE WITH 1 NC CONTACT, E-STOP...1	1
--	66818GT	CONTACT,NC.....1	1
9	19506GT	HOUR METER,10-80 VOLTS***.....1 (analog) (includes mounting brackets and fasteners)	1
--	45840GT	PLUG,NYLON 2.00 BLACK DOMED.....1	1
--	56100GT	HOUR METER,LCD,9-60 VDC***.....1 (digital) (includes mounting brackets and fasteners)	1
10	65734GT	CONTROL PANEL-LOWER.....1 (includes decals and mounting fasterns) (refer to section one for decals)	1
--	66455GT	LWR CONTROL PANEL, WLDMT ***	

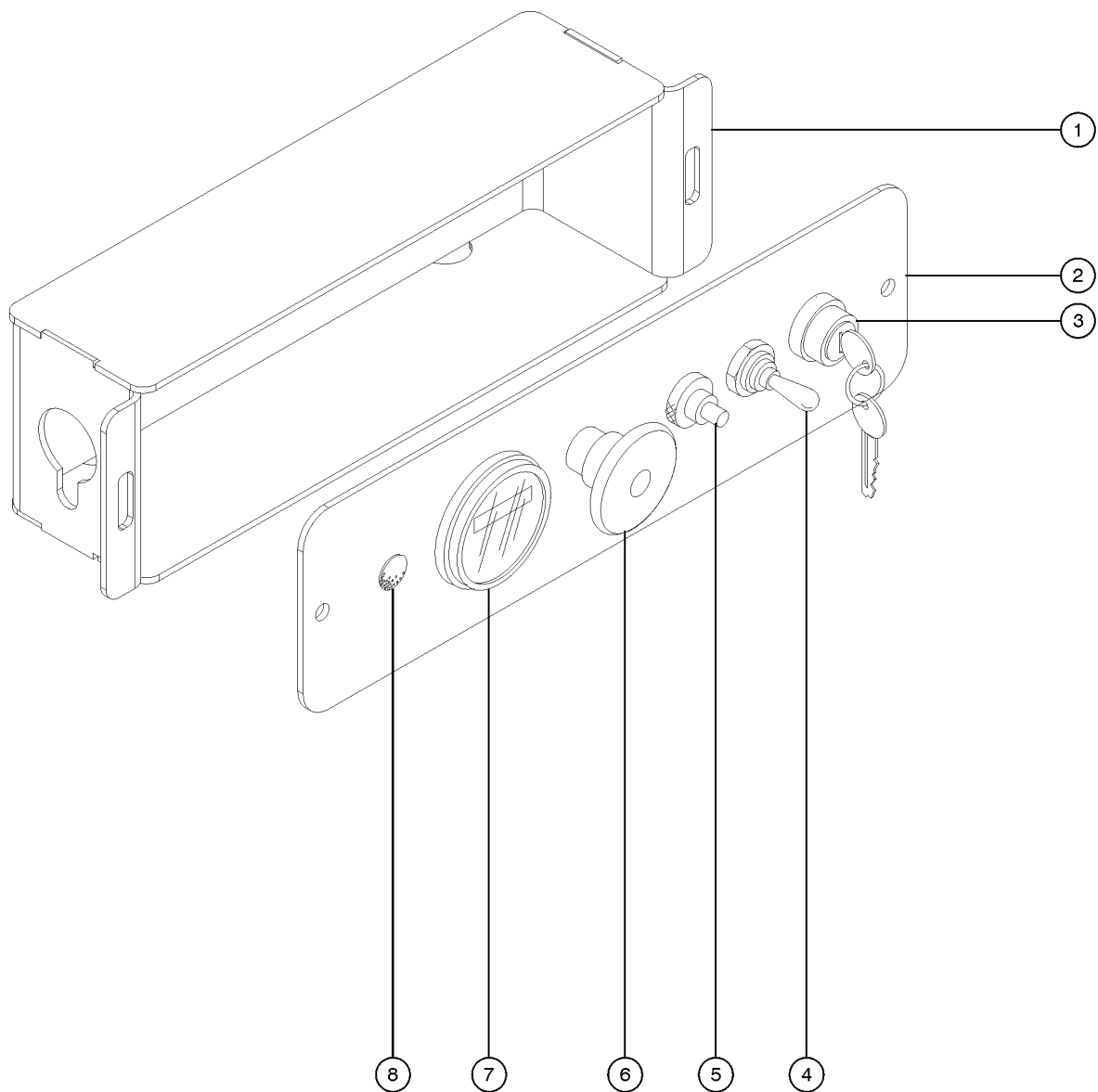
211.2 Ground Controls (from SN 28696 to 45894)



211.2 Ground Controls (from SN 28696 to 45894)

Item	Part No.	Description	Qty.
1		Ref.Base, Push Button.....1 (refer to item 8)	1
2	96452GT	CIRCUIT BREAKER,7.0 AMP***.....1	1
3	T114691GT	ASSY,SWITCH,TOGGLE,SPDT*****1 (direct replacement for 13037-S and 96418)	1
4		Ref. Contact (refer to item 6)	
5		Ref. Base, Push Button (refer to item 6)	
6A	96011GT	KIT, KEYSWITCH***1 (this is an update kit; the original key switch is no longer available from the supplier. Please note, if this kit has already been installed on the unit, refer to the part numbers listed below)	1
--	21982GT	KEY,SINGLE***.....1	1
--	37947GT	KEYS,10 PACK***1	1
--	96008-SGT	KEYSWITCH,3 POS. W/KEYS***	
--	96009GT	WASHER,NITRILE	
--	96010GT	SCREW,PHILLIPS,PHM,8-32 X.25**	
6B	83131GT	KEYSWITCH,3 POS W/KEYS,LOCKING (Nikken models)	
--	83093GT	KEY SINGLE*** (with boot)	
--	85239GT	NUT,RETAINER (96008)	
7	27246GT	BOOT,TOGGLE SWITCH,SHORT*1	1
8	66761GT	SERVICE KIT,E-STOP.....1 (this is an update kit; the original E-stop button is no longer available from the supplier. Please note, if this kit has already been installed on the unit, refer to the part numbers listed below)	1
--	66812GT	BUTTON,PUSH,RED MUSHROOM HEAD	
--	66817GT	BASE WITH 1 NC CONTACT, E-STOP (includes 1 N.C. Contact)	
--	66818GT	CONTACT,NC	
9	19506GT	HOUR METER,10-80 VOLTS***1 (analog) (includes mounting brackets and fasteners)	1
--	45840GT	PLUG,NYLON 2.00 BLACK DOMED	
--	56100GT	HOUR METER,LCD,9-60 VDC*** (digital) (includes mounting brackets and fasteners)	
10	65734GT	CONTROL PANEL-LOWER.....1 (includes bracket, decals and mounting fasteners) (refer to section one for decals)	1
--	66455GT	LWR CONTROL PANEL, WLDMT ***	

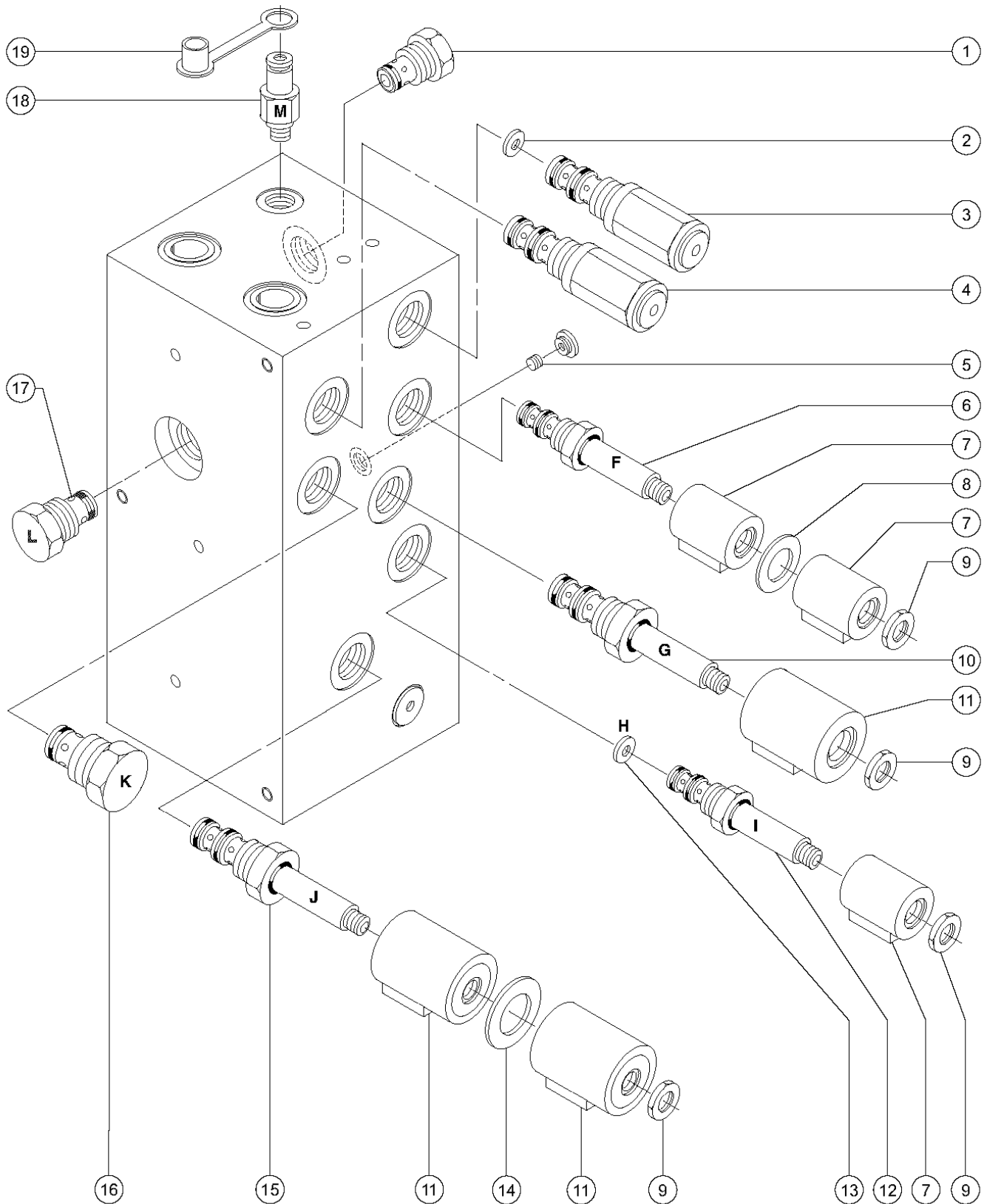
211.3 Ground Controls (from SN 45895)



211.3 Ground Controls (from SN 45895)

Item	Part No.	Description	Qty.
--	66761GT	SERVICE KIT,E-STOP <i>Complete</i>	
1	78144GT	WELDMENT, LOWER CONTROL PANEL.....	1
2	78140GT	PLATE, LCP, FRONT.....	1
3A	96011GT	KIT, KEYSWITCH*** <i>(before SN 52967)</i>	1
3B	96008-SGT	KEYSWITCH,3 POS. W/KEYS*** <i>(includes 1 pair of keys)</i>	1
--	83093GT	KEY SINGLE***	
--	96009GT	WASHER,NITRILE	
3C	83131GT	KEYSWITCH,3 POS W/KEYS,LOCKING..... <i>(Nikken models)</i>	1
--	83093GT	KEY SINGLE*** <i>(with boot)</i>	
--	85239GT	NUT,RETAINER (96008)	
4	T114691GT	ASSY,SWITCH,TOGGLE,SPDT*****	1
--	27246GT	BOOT,TOGGLE SWITCH,SHORT* <i>(sold seperately)</i>	
5	96452GT	CIRCUIT BREAKER,7.0 AMP***	1
6	66812GT	BUTTON,PUSH,RED MUSHROOM HEAD.....	1
--	66817GT	BASE WITH 1 NC CONTACT, E-STOP <i>(includes 1 each N.C. contact)</i>	
--	66818GT	CONTACT,NC	
7	19506GT	HOUR METER,10-80 VOLTS*** <i>(digital) (includes mounting bracket)</i>	1
--	56100GT	HOUR METER,LCD,9-60 VDC*** <i>(analog) (includes mounting brackets and fasteners)</i>	
8	47478GT	BUMPER,RUBBER,1"OD X .461 H.....	1

212.1 Function Manifold (to serial number 6843)

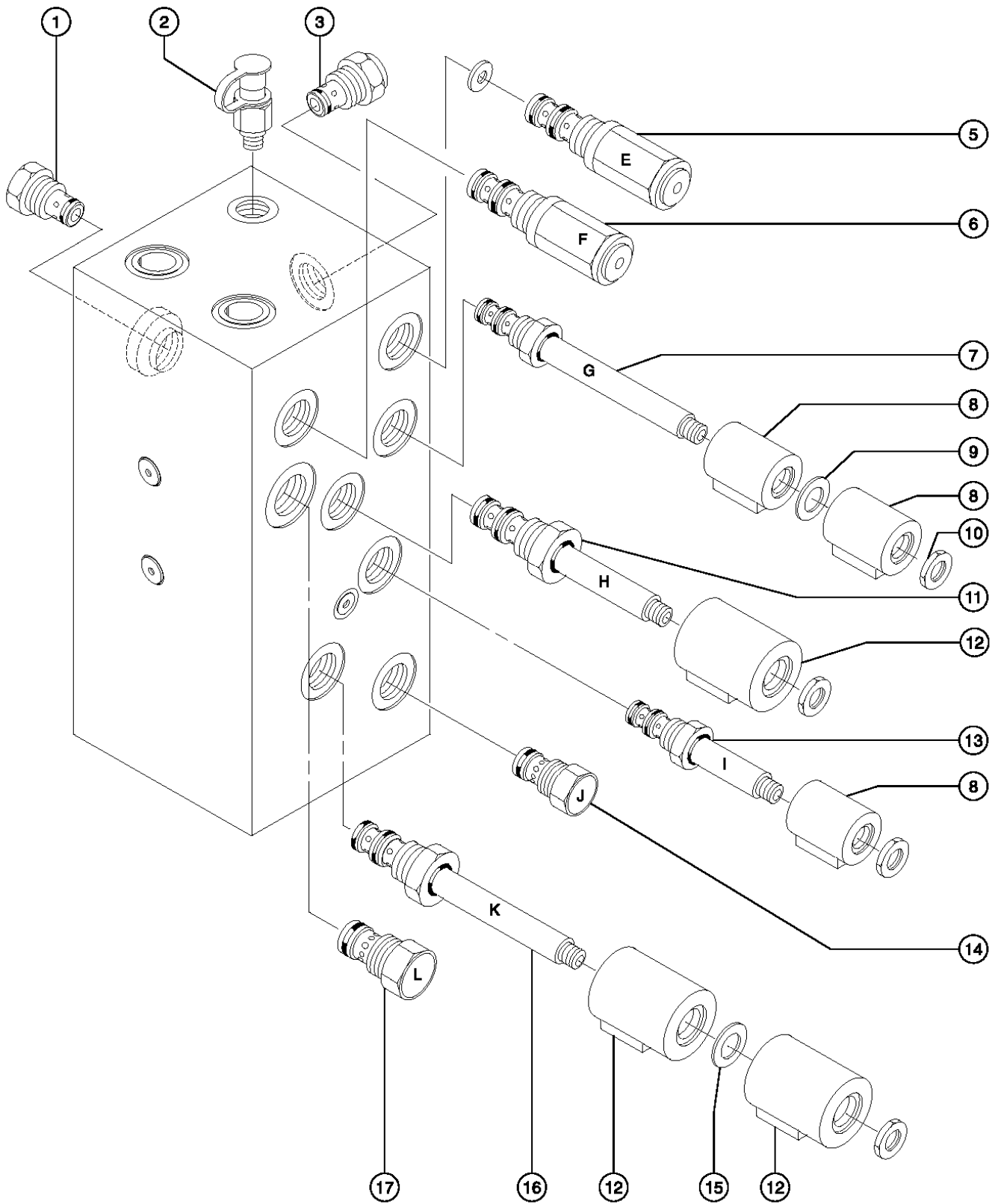


212.1 Function Manifold (to serial number 6843)

Item	Part No.	Description	Qty.	Item	Part No.	Description	Qty.
A		Flow regulator valve <i>Steer circuit</i>		11	44176GT	COIL,20V W/DIODE,#10 (SCI).....	3
B		Orifice <i>Steer circuit</i>		12	44170GT	VALVE-SOLENOID N.O.(SCISSORS)*....	1
C		Relief valve <i>Steering relief</i>		--	44228GT	SEAL KIT, VALVE.....	1
D		Relief valve <i>System relief</i>		13	44247GT	ORIFICE WASHER,.060", SCISSORS....	1
E		Orifice <i>Brake circuit</i>		14	44175GT	SPACER-DUAL COIL,#10, SCISSORS...	1
F		Solenoid valve <i>Steer left/right</i>		15	105457GT	KIT,DYN BRAKING VALVE,MINI.....	1
G		Solenoid valve <i>Platform up</i>		--	44230GT	SEAL KIT-P.N.44169,44172,44171.....	1
H		Orifice <i>Brake circuit</i>		16	44178GT	VALVE,CHECK,5 PSI**	1
I		Solenoid valve <i>Brake circuit</i>		--	44224GT	SEAL KIT, VALVE.....	1
J		Solenoid valve <i>Forward/reverse</i>		17	48659GT	VALVE,CHECK***	1
K		Check Valve <i>Brake circuit</i>		--	44227GT	SEAL KIT, VALVE.....	1
L		Check Valve <i>Steer circuit</i>		18	48997GT	NIPPLE,DIAGNOSTIC,#4.....	1
M		Diagnostic nipple <i>Testing</i>		--	20224GT	DIAGNOSTIC FEMALE Q-DSCNT.....	1
N	51678GT	MANIFOLD-MAIN,GS30,W20 VDC*** <i>(non-dynamic braking manifold, complete)</i>		19	48880GT	CAP,DIAGNOSTIC NIPPLE.....	1
	1	62082GT	VALVE-FLOW REGULATOR 0.75 GPM.....				1
	--	44225GT	SEAL KIT, VALVE.....				1
	2	46288GT	ORIFICE DISC,.040".....				1
	3	44166GT	VALVE,RELIEF,1000PSI(SCISSORS....)				1
	--	44227GT	SEAL KIT, VALVE.....				1
	4	44167GT	VALVE,RELIEF,3500PSI(SCISRS)**.....				1
	--	44226GT	SEAL KIT-FOR P.N.44167.....				1
	5	44177GT	ORIFICE PLUG,.025" **				1
	6	44168GT	VALVE,SOLENOID,3POS 4WAY.....				1
	--	44229GT	SEAL KIT, VALVE.....				1
	7	39347GT	COIL,20V W/DIODE,#8 (SCI)***.....				3
	8	44236GT	SPACER-DUAL COIL,#8***.....				1
	9	44174GT	NUT-COIL SHORT.....				4
	10	44169GT	VALVE-SOLENOID, 2POS 4 WAY.....				1
	--	44230GT	SEAL KIT-P.N.44169,44172,44171.....				1



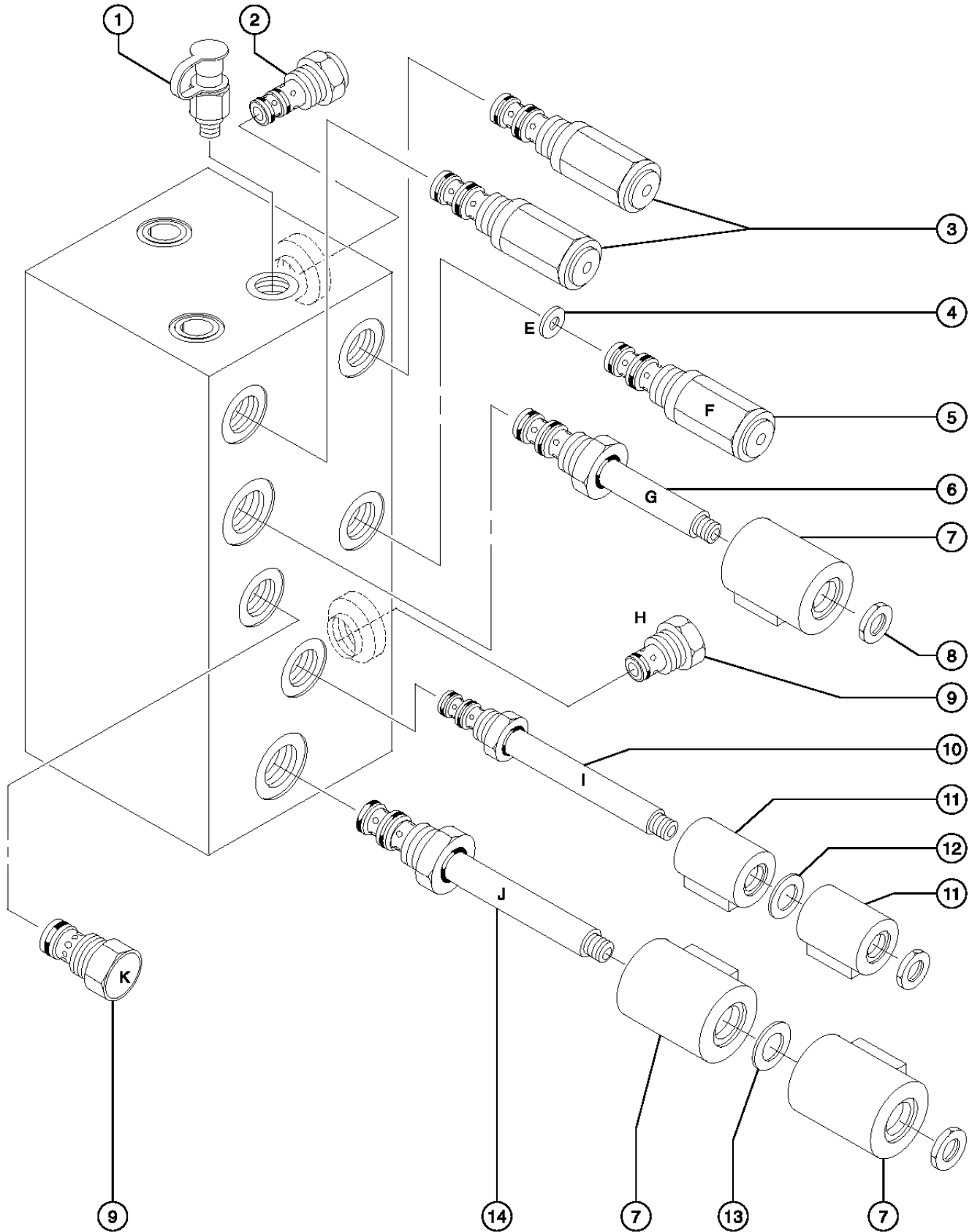
212.2 Function Manifold (from serial number 6844 to 35799)



212.2 Function Manifold (from serial number 6844 to 35799)

Item	Part No.	Description	Qty.	Item	Part No.	Description	Qty.
A		Check valve <i>Steer circuit</i>		10	44174GT	NUT-COIL SHORT.....	4
B		Diagnostic nipple <i>Testing</i>		11	44169GT	VALVE-SOLENOID, 2POS 4 WAY.....	1
C		Relief valve <i>Priority flow</i>		--	44230GT	SEAL KIT-P.N.44169,44172,44171.....	1
D		Flow regulator valve <i>Steer relief</i>		12	52595GT	COIL,20V DS W/DIODE,#10 SCISR.....	3
E		Relief valve <i>Steer relief</i>		13	44170GT	VALVE-SOLENOID N.O.(SCISSORS)*.....	1
F		Relief valve <i>System relief</i>		--	44228GT	SEAL KIT, VALVE.....	1
G		Solenoid valve <i>Steering (right/left)</i>		14	44232GT	CAVITY PLUG, GS15/19.....	1
H		Solenoid valve <i>Lift circuit</i>		15	44175GT	SPACER-DUAL COIL,#10, SCISSORS...1	
I		Solenoid valve <i>Brake circuit</i>		16	105457GT	KIT,DYN BRAKING VALVE,MINI.....	1
J		Check valve <i>Plug</i>		--	44230GT	SEAL KIT-P.N.44169,44172,44171.....	1
K		Solenoid valve <i>Forward/reverse</i>		17	44178GT	VALVE,CHECK,5 PSI**1 (0.34 bar)	
L		Check valve <i>Steer circuit</i>		--	44224GT	SEAL KIT, VALVE.....	1
M	51678GT	MANIFOLD-MAIN,GS30,W20 VDC*** <i>(non-dynamic braking manifold, complete)</i>					
	1	48659GT	VALVE,CHECK***1				
	--	44227GT	SEAL KIT, VALVE.....1				
	2	48997GT	NIPPLE,DIAGNOSTIC,#4.....1				
	--	20224GT	DIAGNOSTIC FEMALE Q-DSCNT.....1				
	--	48880GT	CAP,DIAGNOSTIC NIPPLE.....1				
	3	44179GT	VALVE-FLOW REGULATOR 0.5 GPM.....1 <i>(to SN 11498) (1.8 L/min)</i>				
	--	44225GT	SEAL KIT, VALVE.....1				
3A	62082GT	VALVE-FLOW REGULATOR 0.75 GPM.....1 <i>(from SN 11499) (2.8 L/min)</i>					
	4	46288GT	ORIFICE DISC,.040".....1 <i>(1.02 mm)</i>				
	5	65184GT	VALVE-RELIEF,1500 PSI, RV2.....1 <i>(103.4 bar)</i>				
	--	44227GT	SEAL KIT, VALVE.....1				
	6	44167GT	VALVE,RELIEF,3500PSI(SCISRS)**.....1 <i>(255 bar)</i>				
	--	44226GT	SEAL KIT-FOR P.N.44167.....1				
	7	44168GT	VALVE,SOLENOID,3POS 4WAY.....1				
	--	44229GT	SEAL KIT, VALVE.....1				
	8	52594GT	COIL,20V DS W/DIODE.....3				
	9	44236GT	SPACER-DUAL COIL,#8***1				

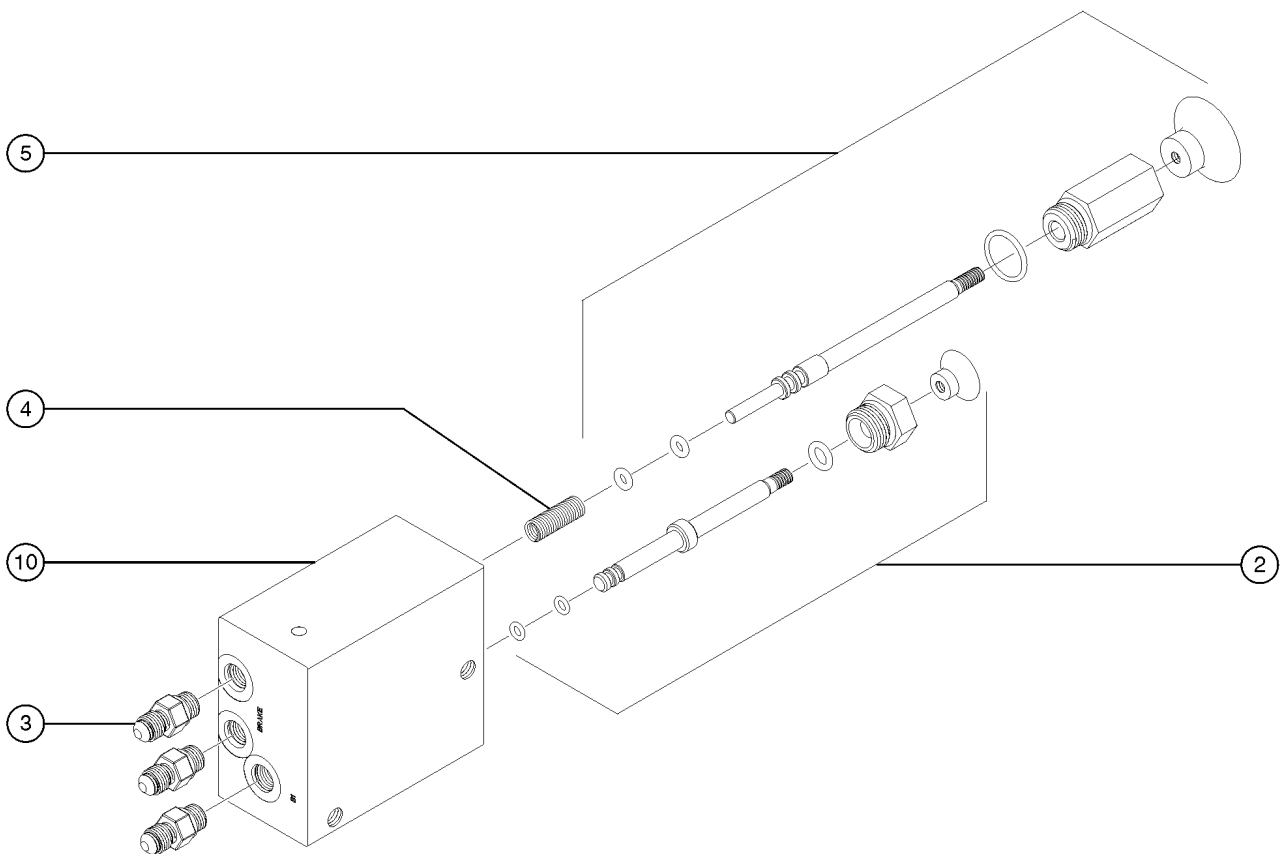
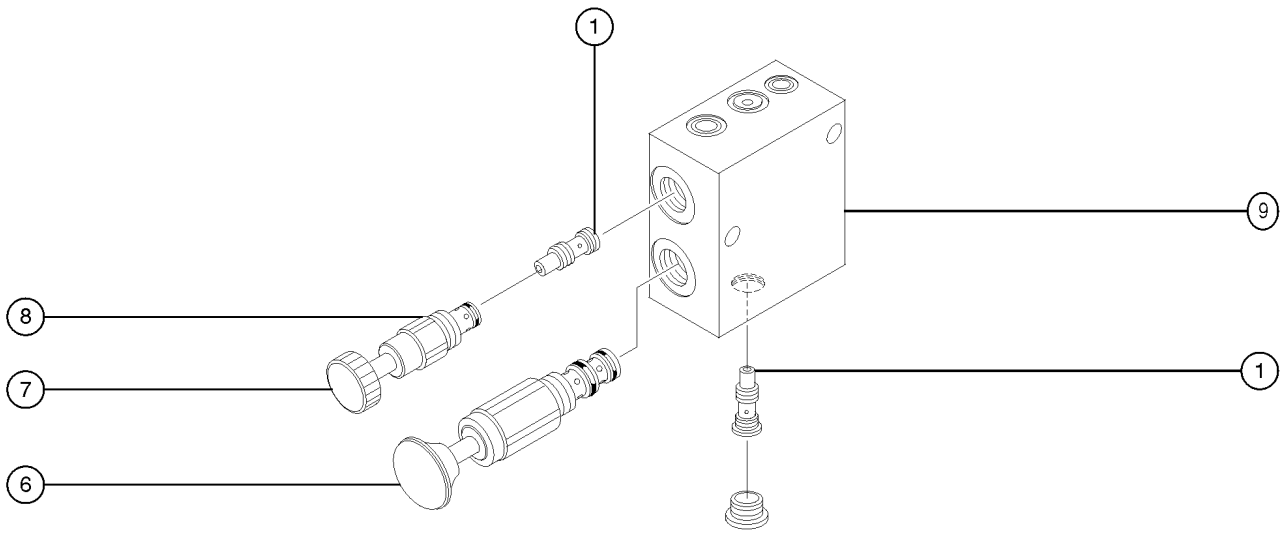
212.3 Function Manifold (from serial number 35800)



212.3 Function Manifold (from serial number 35800)

Item	Part No.	Description	Qty.	Item	Part No.	Description	Qty.
A		Diagnostic nipple <i>Testing (refer to drawing)</i>		--	44229GT	SEAL KIT, VALVE.....	1
B		Flow regulator valve <i>Priority flow (refer to drawing)</i>		11	52594GT	COIL,20V DS W/DIODE.....	1
C		Relief valve <i>Lift relief (refer to drawing)</i>		12	44236GT	SPACER-DUAL COIL,#8***.....	1
D		Relief valve <i>Drive relief (refer to drawing)</i>		13	44175GT	SPACER-DUAL COIL,#10, SCISSORS...	1
E		Orifice <i>Steer circuit (refer to drawing)</i>		14	105457GT	KIT,DYN BRAKING VALVE,MINI.....	1
F		Relief valve <i>Steering (right/left) (refer to drawing)</i>		--	44230GT	SEAL KIT-P.N.44169,44172,44171.....	1
G		Solenoid valve <i>Drive/Lift circuit (refer to drawing)</i>					
H		Check valve <i>Drive circuit (refer to drawing)</i>					
I		Solenoid valve <i>Steer circuit (refer to drawing)</i>					
J		Solenoid valve <i>Forward/reverse (refer to drawing)</i>					
K		Check valve <i>Steer circuit (refer to drawing)</i>					
L	66771GT	MANIFOLD, MAIN, GS30 <i>(non-dynamic braking manifold, complete)</i>					
1	48997GT	NIPPLE,DIAGNOSTIC,#4.....	1				
--	20224GT	DIAGNOSTIC FEMALE Q-DSCNT..... <i>(Parker part no. PD242)</i>	1				
--	48880GT	CAP,DIAGNOSTIC NIPPLE.....	1				
2	62082GT	VALVE-FLOW REGULATOR 0.75 GPM..... <i>(2.8 L/min)</i>	1				
--	44225GT	SEAL KIT, VALVE.....	1				
3	65962GT	VALVE-RELIEF, 3700 PSI #8**..... <i>(255.1 bar)</i>	2				
--	44226GT	SEAL KIT-FOR P.N.44167.....	2				
4	46288GT	ORIFICE DISC,.040"..... <i>(1.02 mm)</i>	1				
5	65184GT	VALVE-RELIEF,1500 PSI, RV2..... <i>(103.4 bar)</i>	1				
--	44227GT	SEAL KIT, VALVE.....	1				
6	44169GT	VALVE-SOLENOID, 2POS 4 WAY.....	1				
--	44230GT	SEAL KIT-P.N.44169,44172,44171.....	1				
7	52595GT	COIL,20V DS W/DIODE,#10 SCISR.....	3				
8	44174GT	NUT-COIL SHORT.....	1				
9	46216GT	VALVE,CHECK,IWP-S/CWP PWR ASSI..... <i>(0.68 bar)</i>	2				
--	44224GT	SEAL KIT, VALVE.....	2				
10	44168GT	VALVE,SOLENOID,3POS 4WAY.....	1				

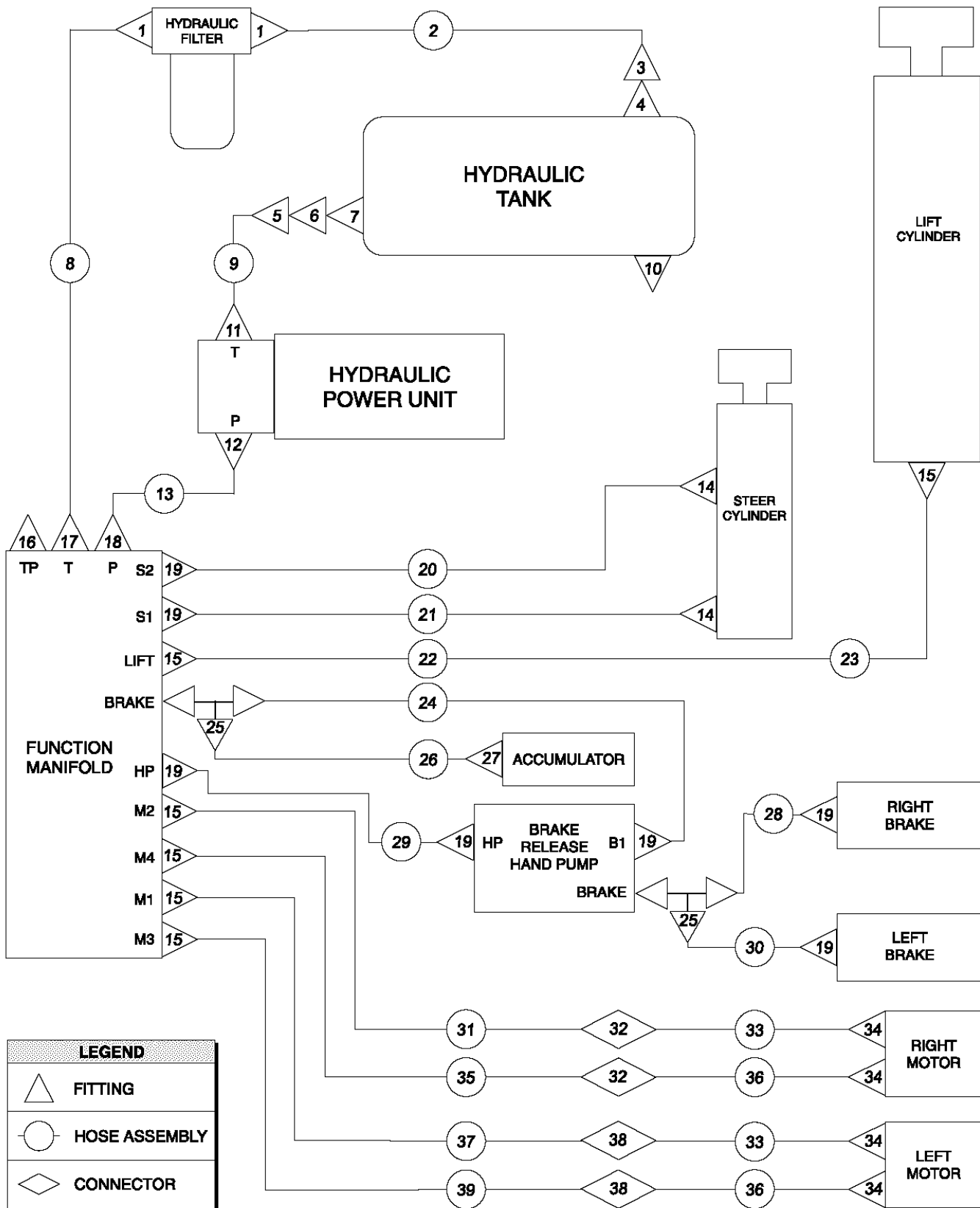
213.1 Brake Release Hand Pump Manifold



213.1 Brake Release Hand Pump Manifold

Item	Part No.	Description	Qty.
--	84539GT	NEEDLE/HOUSING ASSY W/KNOB*** <i>(includes items 7 and 8)</i>	
--	96461GT	SERVICE KIT,BRAKE RELEASE MAN* <i>(includes items 10, decals, instructions & miscellaneous hardware)</i>	
1	44216GT	VALVE,SHUTTLE	
--	84394GT	SEAL KIT,PO CHECK VALVE(84391)	
2	84743GT	VALVE,PILOT OPERATED ASSEMBLY*	
--	84740GT	SEAL KIT,HAND PUMP***	
--	84743GT	VALVE,PILOT OPERATED ASSEMBLY*	
--	84746GT	KNOB,PILOT OP VALVE (BLACK)***	
3	39877GT	CONNECTOR,070120-4-4	
4	84748GT	SPRING,HAND PUMP ROD	
5	84739GT	VALVE,HAND PUMP ASSEMBLY***	
--	84740GT	SEAL KIT,HAND PUMP***	
--	84742GT	KNOB,HAND PUMP (RED)***	
6	44218GT	VALVE,HAND PUMP**	
--	44224GT	SEAL KIT, VALVE	
--	58992GT	KNOB,RED(44218)HP VALVE	
7	65763GT	KNOB,BLACK(44217)CHECK VALVE	
8	44217GT	VALVE,CHECK,PILOT OPERATED***	
--	44233GT	SEAL KIT-FOR PN. 44217	
9		MANIFOLD,BRAKE RELEASE*** <i>(manifolds 39558, 78620 & 96328 are no longer available, order service kit 96461)</i>	
10	105067GT	MANIFOLD,BRAKE RELEASE <i>(includes items 2-5)</i>	

214.1 Hydraulic Hoses and Fittings (to serial number 35799)



214.1 Hydraulic Hoses and Fittings (to serial number 35799)

Item	Part No.	Description	Qty.	Item	Part No.	Description	Qty.
--		<i>The hose lengths below reflect the length of the hose only. Refer to the 'Fittings Cross Reference' to match Genie part numbers to Parker part numbers.</i>		21	78859GT	HOSE ASSY,MAN S1/STEER CYL,30*...1 [Hose End - Female, Swivel (Parker No. 10655-4-2), Hose End - Female, Swivel (Parker No. 10655-4-2) and Hose, 1/8 inch Thermoplastic Medium Pressure (Parker No. 540N-2)]	
1	39883GT	CONNECTOR,070102-8-8.....	2	22	66159GT	HOSE ASSY, MAN TO LIFT, GS30.....1 [hose end - female, swivel (Parker No. 10643-6), hose end - male rigid (Parker No. 10343-6) and hose, 3/8 inch hydraulic (Parker No. 431-6)]	
2	51286GT	HOSE ASSY,FILTER/TANK, GS30.....1 (from SN 2000 to 49599) (hose End - barbed, swivel (Parker No. 30682-8), hose end - barbed, swivel (Parker No. 30682-8) and hose, 3/4 inch push-on, Parker No. 801-12)		23	47012GT	FLARE TUBE ASSY,LIFT CYLINDER.....1	
2A	78696GT	HOSE ASSY,FILTER TANK,30/2632.....1 (from SN 49600 to 59999)		24	78861GT	HOSE ASSY, MAN/HANDPUMP,GS30...1 [hose end - female, swivel (Parker No. 10655-4-2), hose rnd - female, swivel (Parker No. 10655-4-2) and hose, 1/8 inch thermoplastic medium pressure (Parker No. 540N-2)]	
3	42280GT	CLAMP,HOSE,.50.....	1	25	39872GT	TEE,RUN,070428-4.....	2
4	65318GT	FITTING KIT-HYDRAULIC TANK.....	1	26	39494GT	HOSE ASSY,MNFLD TO ACCUMULATOR.....1 [hose end - female, swivel (Parker No. 10655-4-2), hose end - female, swivel (Parker No. 10655-4-2) and hose, 1/8 inch thermoplastic medium pressure (Parker No. 540N-2)]	
--	39226GT	NIPPLE,PLASTIC .5 NPT X 6".....	1	27	39879GT	CONNECTOR,070120-4-8.....	1
5	46131GT	CLAMP,HOSE,.63.....	1	28	47030GT	HOSE ASSY,HANDPUMP/LH BRAKE....1 [hose end - female, swivel (Parker No. 10657-4-2), hose end - female, swivel (Parker No. 10657-4-2) and hose, 1/8 inch thermoplastic medium pressure (Parker No. 540-N)]	
6	39885GT	ELBOW,90DEG, .75 HS X.75 MPT.....	1	29	39506GT	HOSE ASSY,MANIFOLD/HANDPUMP....1 [hose end - female, swivel (Parker No. 10657-4-2), hose end - female, swivel (Parker No. 10657-4-2) and hose, 1/8 inch thermoplastic medium pressure (Parker No. 540-N)]	
7	55616GT	STRAINER ASSEMBLY.....	1	30	78862GT	HOSE ASSY, HANDPUMP/R BRAKE 30.....	1
8	39500GT	HOSE ASSY,MANIFOLD/FILTER.....1 [hose end - barbed, swivel (Parker No. 30682-8) hose end - barbed, swivel (Parker No. 30682-8) and hose, 3/4 inch Push-On (Parker No. 801-12)]		31	51283GT	HOSE ASSY,MANIFOLD/BULKHEAD....1 [hose end - female, swivel (Parker No. 10643-6), hose end - female, swivel (Parker No. 10643-6) and hose, 3/8 inch hydraulic (Parker No. 431-6)]	
9	39498GT	HOSE ASSY,HYD.TANK/PUMP.....1 [hose end - barbed, swivel (Parker No. 30682-10-12), hose end - barbed, swivel (Parker No. 30682-10-12) and hose, 1/2 inch push-on (Parker No. 801-8)]		32	39871GT	ELBOW,070701-6.....	2
10		Ref. Plug - Hydraulic Tank Drain, Plastic, Hex Head, 0.5 inch NPT (1.3 cm).....1 (refer to 208.1, 208.2 or 208.3)		33	51277GT	HOSE ASSY,BULKHEAD/DRIVE MOTOR.....2 [Hose End - Female, Swivel (Parker No. 10643-6), Hose End - Female, Swivel 45 degree (Parker No. 13743-6) and Hose, 3/8 inch Hydraulic (Parker No. 431-6)]	
11	47670GT	ELBOW,90DEG.....	1	34	39880GT	CONNECTOR,070120-6-10.....	4
12	39876GT	ELBOW,070220-6-8.....	1				
13	39497GT	HOSE ASSY,PUMP TO MANIFOLD.....1 [hose end - female, swivel (Parker No. 10643-6), hose end - female, swivel (Parker No. 10643-6) and hose, 3/8 inch hydraulic (Parker No. 431-6)]					
14	39875GT	ELBOW,070220-4-6.....	2				
15	39878GT	CONNECTOR,070120-6-6.....	6				
16	48880GT	CAP,DIAGNOSTIC NIPPLE.....	1				
--	20224GT	DIAGNOSTIC FEMALE Q-DSCNT.....	1				
17	39874GT	ELBOW,070220-8-6.....	1				
18	39873GT	ELBOW,070220-6-6.....	1				
19	39877GT	CONNECTOR,070120-4-4.....	7				
20	78860GT	HOSE ASSY,MAN S1/STEER CYL,30*...1 [hose end - female, swivel (Parker No. 10655-4-2), hose end - female, swivel (Parker No. 10655-4-2) and hose, 1/8 inch thermoplastic medium pressure (Parker No. 540N-2)]					



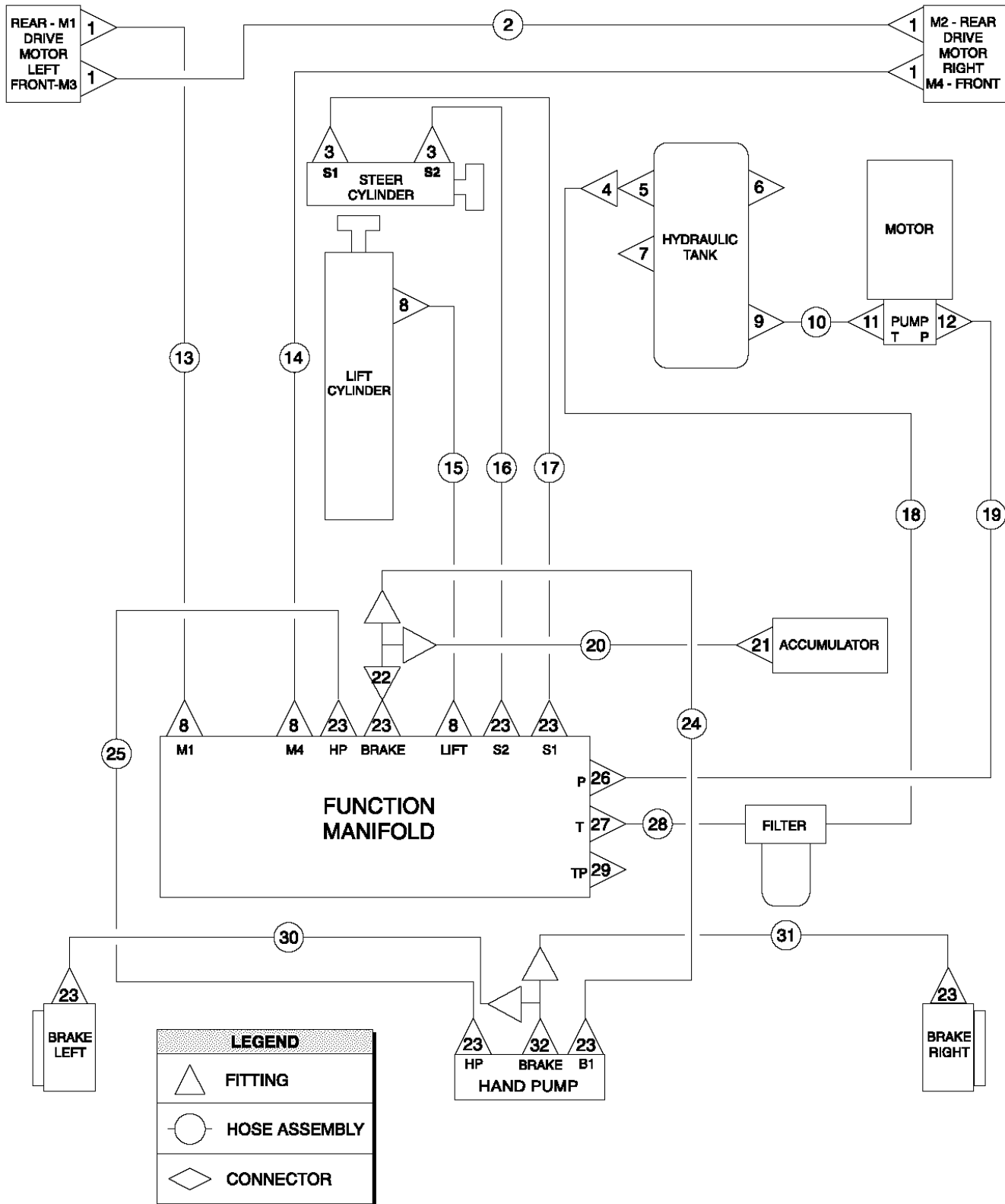
214.1 Hydraulic Hoses and Fittings (to serial number 35799)
(continued)

Item	Part No.	Description	Qty.
35	51285GT	HOSE ASSY,MANIFOLD/BULKHEAD.....1 <i>[Hose End - Female, Swivel (Parker No. 10643-6), Hose End - Female, Swivel (Parker No. 10643-6) and Hose, 3/8 inch Hydraulic (Parker No. 431-6)]</i>	
36	51278GT	HOSE ASSY,BULKHEAD/DRIVE MOTOR.....2 <i>[Hose End - Female, Swivel (Parker No. 10643-6), Hose End - Female, Swivel 45 degree (Parker No. 13743-6) and Hose, 3/8 inch Hydraulic (Parker No. 431-6)]</i>	
37	51282GT	HOSE ASSY,MANIFOLD/BULKHEAD.....2 <i>[hose End - female, swivel (Parker No. 10643-6), hose end - female, swivel 90 degree (Parker No. 13943-6) and hose, 3/8 inch hydraulic (Parker No. 431-6)]</i>	
38	39870GT	BULKHEAD,UNION,070601-6.....2	
39	51284GT	HOSE ASSY,MANIFOLD/BULKHEAD.....1 <i>[Hose End - Female, Swivel (Parker No. 10643-6), Hose End - Female, Swivel 90 degree (Parker No. 13943-6) and Hose, 3/8 inch Hydraulic (Parker No. 431-6)]</i>	

214.1 Hydraulic Hoses and Fittings (to serial number 35799)
(continued)

This Page Intentionally Left Blank

214.2 Hydraulic Hoses and Fittings (from serial number 35800)



214.2 Hydraulic Hoses and Fittings (from serial number 35800)

Item	Part No.	Description	Qty.	Item	Part No.	Description	Qty.
--		<i>The hose lengths below reflect the length of the hose only. Refer to the 'Fittings Cross Reference' to match Genie part numbers to Parker part numbers.</i>		17	78859GT	HOSE ASSY,MAN S1/STEER CYL,30*...1 <i>Hose End - Female, Swivel (Parker No. 10658-4-2), Hose End - Female, Swivel (Parker No. 1JC43-8) and Hose, 1/8 inch Thermoplastic Medium Pressure (Parker No. 540G-2)</i>	1
1	39880GT	CONNECTOR,070120-6-10.....4 <i>(to SN 45340)</i>	4	18	51286GT	HOSE ASSY,FILTER/TANK, GS30.....1 <i>(to SN 49599) (Hose End - Female, Swivel (Parker No. 10658-4-2) and Hose, 1/2 inch Push-On (Parker No. 801-8)</i>	1
1A	39878GT	CONNECTOR,070120-6-6.....4 <i>(from SN 45341)</i>	4	18A	78696GT	HOSE ASSY,FILTER TANK,30/2632.....1 <i>(from SN 49600) (Hose End - Barbed, Swivel (Parker No. 30582-8-8) and Hose, 1/2 inch Push-On (Parker No. 801-8)</i>	1
2	66827GT	HOSE ASSY,DRIVE MOTOR, GS30.....1 <i>Hose End - Female, Swivel 45 degree (Parker No. 13743-6), Hose End - Female, Swivel 45 degree (Parker No. 13743-6) and Hose, 3/8 inch Hydraulic (Parker No. 431-6)</i>	1	19	39497GT	HOSE ASSY,PUMP TO MANIFOLD.....1 <i>Hose End - Female, Swivel (Parker No. 10643-6), Hose End - Female, Swivel (Parker No. 10643-6) and Hose, 3/8 inch Hydraulic (Parker No. 431-6)</i>	1
3	39875GT	ELBOW,070220-4-6.....2	2	20	78864GT	HOSE ASSY, MAN/ACCUM, MINI.....1 <i>Hose End - Female, Swivel (Parker No. 10658-4-2), Hose End - Female, Swivel (Parker No. 10658-4-2) and Hose, 1/8 inch Thermoplastic Medium Pressure (Parker No. 540G-2)</i>	1
4	39225GT	ELBOW,90ø,.5 MPT X.5BRB PLST.....2	2	21	39879GT	CONNECTOR,070120-4-8.....1	1
5	39223GT	BULKHEAD FITTING,PLASTIC X 8**.....1	1	22	13757GT	TEE,RUN,070432-4.....1 <i>(to SN 53809)</i>	1
6	66204GT	FILTER CAP (PLUG 1-1/2" NPT HEX.....1	1	22A	39872GT	TEE,RUN,070428-4.....1 <i>(from SN 53810)</i>	1
7		HYDRAULIC TANK <i>refer to 208.4</i>		23	39877GT	CONNECTOR,070120-4-4.....8	8
8	39878GT	CONNECTOR,070120-6-6.....4	4	24	78861GT	HOSE ASSY, MAN/HANDPUMP,GS30....1 <i>Hose End - Female, Swivel (Parker No. 10658-4-2), Hose End - Female, Swivel (Parker No. 10658-4-2) and Hose, 1/8 inch Thermoplastic Medium Pressure (Parker No. 540G-2)</i>	1
9	55616GT	STRAINER ASSEMBLY.....1	1	25	39506GT	HOSE ASSY,MANIFOLD/HANDPUMP....1 <i>[hose end - female, swivel (Parker No. 10657-4-2), hose end - female, swivel (Parker No. 10657-4-2) and hose, 1/8 inch thermoplastic medium pressure (Parker No. 540-N)]</i>	1
10	65974GT	HOSE ASSEMBLY,TANK/PUMP,GS30....1 <i>Hose End - Barbed, Swivel (Parker No. 30682-10-12) and Hose, 3/4 inch Push-On (Parker No. 801-12)</i>	1	26	39873GT	ELBOW,070220-6-6.....1	1
--	19273GT	CLAMP,HOSE,.75 **.....1	1	27	39874GT	ELBOW,070220-8-6.....1	1
11	55968GT	ELBOW,070220-10.....1	1	28	66945GT	HOSE ASSY,MNFLD. FILTER.....1 <i>Hose End - Barbed, Swivel (Parker No. 30682-10-12), Hose End - Barbed, Swivel (Parker No. 30582-8-8) and Hose, 3/4 inch Push-On (Parker No. 801-12)</i>	1
12	39876GT	ELBOW,070220-6-8.....1	1	28A	78683GT	HOSE ASSY,MNFLD.FILTER.....1 <i>(from SN 49600) (Hose End - Barbed, Swivel (Parker No. 30682-10-12), Hose End - Barbed, Swivel (Parker No. 30582-8-8) and Hose, 3/4 inch Push-On (Parker No. 801-12)</i>	1
13	66826GT	HOSE,ASSY, MAN.L/R MOTOR, GS30.....1 <i>Hose End - Female, Swivel (Parker No. 10643-6), Hose End - Female, Swivel 45 degree (Parker No. 13743-6) and Hose, 3/8 inch Hydraulic (Parker No. 431-6); may also use Genie PN 66826</i>	1				
14	66826GT	HOSE,ASSY, MAN.L/R MOTOR, GS30.....1 <i>Hose End - Female, Swivel (Parker No. 10643-6), Hose End - Female, Swivel 45 degree (Parker No. 13743-6) and Hose, 3/8 inch Hydraulic (Parker No. 431-6); may also use Genie PN 66826</i>	1				
15	66159GT	HOSE ASSY, MAN TO LIFT, GS30.....1 <i>Hose End - Female, Swivel (Parker No. 10643-6), Hose End - Female, Swivel (Parker No. 10643-6) and Hose, 3/8 inch Hydraulic (Parker No. 431-6)</i>	1				
16	78860GT	HOSE ASSY,MAN S1/STEER CYL,30*...1 <i>Hose End - Female, Swivel (Parker No. 10658-4-2), Hose End - Female, Swivel (Parker No. 10658-4-2) and Hose, 1/8 inch Thermoplastic Medium Pressure (Parker No. 540G-2)</i>	1				



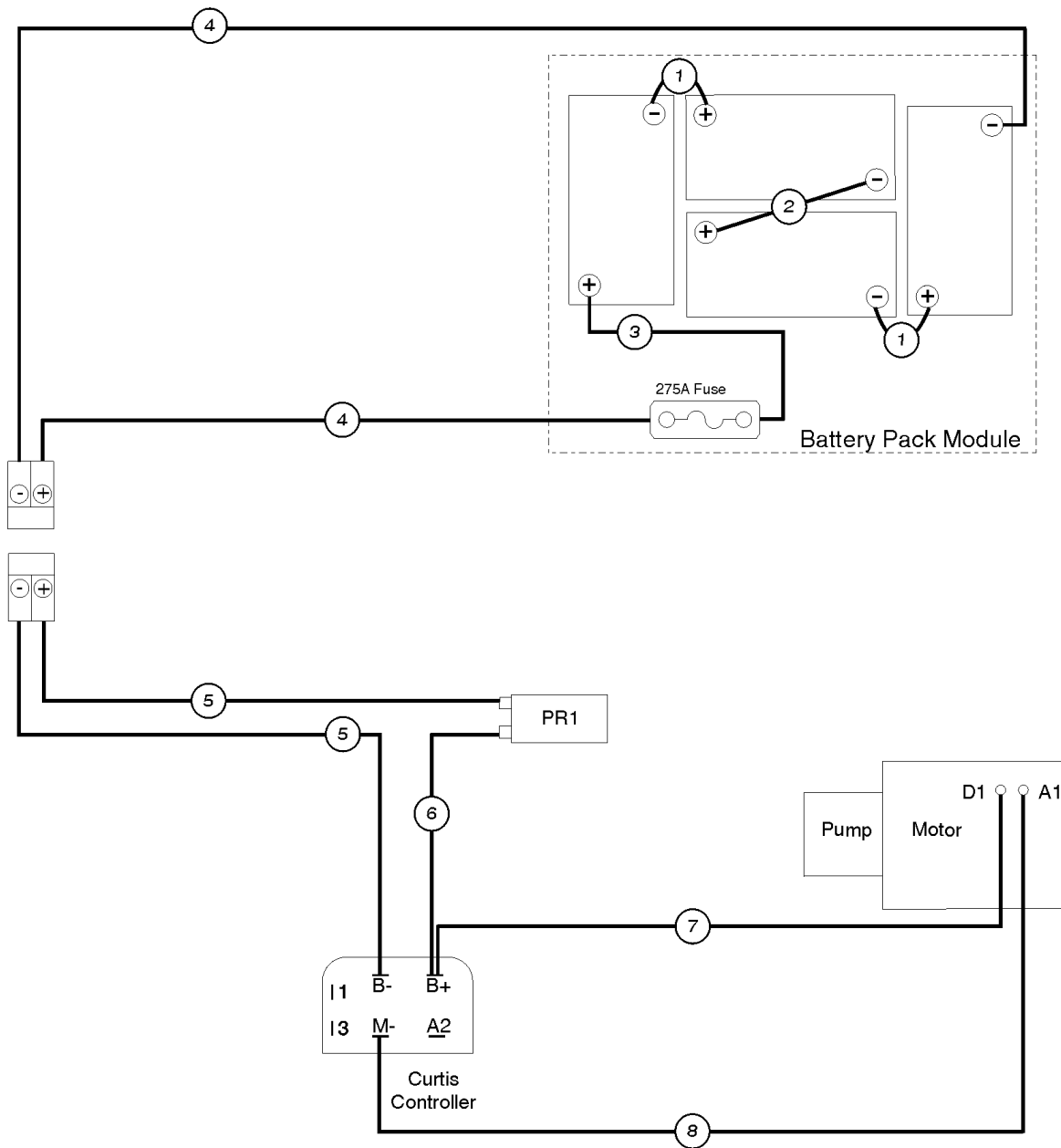
214.2 Hydraulic Hoses and Fittings (from serial number 35800)
(continued)

Item	Part No.	Description	Qty.
29	48977GT	CONN,520120-12-16.....	1
--	48880GT	CAP,DIAGNOSTIC NIPPLE.....	1
30	47030GT	HOSE ASSY,HANDPUMP/LH BRAKE.... <i>Hose End - Female, Swivel (Parker No. 10658-4-2), Hose End - Female, Swivel (Parker No. 10658-4-2) and Hose, 1/8 inch Thermoplastic Medium Pressure (Parker No. 540G-2)</i>	1
31	78862GT	HOSE ASSY, HANDPUMP/R BRAKE 30..... <i>Hose End - Female, Swivel (Parker No. 10658-4-2), Hose End - Female, Swivel (Parker No. 10658-4-2) and Hose, 1/8 inch Thermoplastic Medium Pressure (Parker No. 540G-2)</i>	1
32	39872GT	TEE,RUN,070428-4.....	2

214.2 Hydraulic Hoses and Fittings (from serial number 35800)
(continued)

This Page Intentionally Left Blank

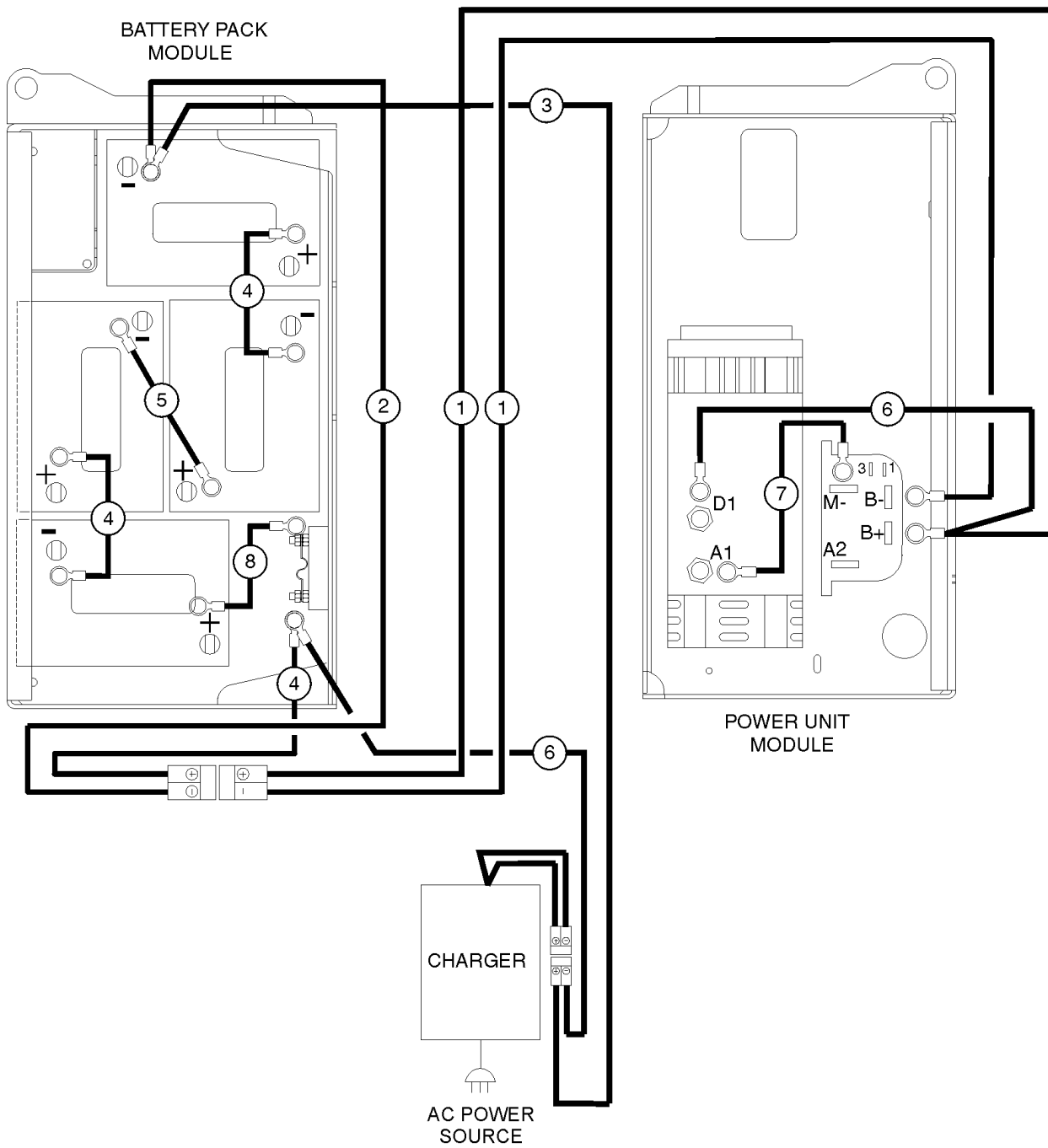
215.1 Power Cables - Drive Chassis (to serial number 27543, without contactor)



215.1 Power Cables - Drive Chassis (to serial number 27543, without contactor)

Item	Part No.	Description	Qty.
--		Ref. Fuse, 275A (refer to Figures 204.1, 204.2, 204.3 and 204.4)	
--	105902GT	HARNESS,GS15/1930 from SN 1 to 12084; chassis wire harness (PLEASE CONTACT GENIE PARTS SALES FOR UNITS BEFORE SN 9999)	
--	105903GT	HARNESS,GS15/1930 from SN 12085 to 17407; chassis wire harness	
--	105904GT	HARNESS,GS30/2632/AUS32 from SN 17408 to 27543; chassis wire harness	
--	105911GT	E-DOWN HARNESS from SN 1 to 27543; e-down wire harness, GS-1930	
--	105977GT	E-DOWN HARNESS from SN 1 to 27543; e-down wire harness, GS-1530	
--	51590GT	RESISTOR, 75 OHM,DALE RS-10-38	
1	44244GT	BATTERY CABLE ASSY,3.5" RED.....2 (to SN 1999) (2 gauge) (3.5 inches)	
1A	49907GT	BATTERY CABLE ASSY, 2.5"SCISS.....2 (from SN 2000) (2 gauge) (3 inches)	
2	44243GT	BATTERY CABLE ASSY,8"(SCISR).....1 (to SN 1999) (2 gauge)	
2A	49908GT	BATTERY CABLE ASSY,5.75"SCISS.....1 (from SN 2000) (2 gauge)	
3	40552GT	CABLE ASSEMBLY,13"(SCISSORS).....1 (to SN 1999) (2 gauge)	
3A	49905GT	CABLE ASSEMBLY,12"(SCISSORS).....1 (from SN 2000) (2 gauge)	
4	46263GT	BATT. CABLE ASSY-CHASSIS, GS.....1 (to SN 1999) (2 gauge)	
--	19436GT	CONNECTOR,ANDERSON SB 175,1/0G.....1	
4A	49901GT	BATT. CABLE ASSY-CHASSIS, GS.....1 (from SN 2000) (2 gauge)	
5	46264GT	BATTERY CABLE ASSY.BAT.MOD.GS.....1 (to SN 1999) (2 gauge)	
--	19436GT	CONNECTOR,ANDERSON SB 175,1/0G.....1	
5A	49902GT	BATTERY CABLE ASSY.BAT.MOD.GS.....1 (from SN 2000) (2 gauge)	
6	49903GT	CABLE ASSEMBLY,11"(SCISSORS).....1 (red, 2 gauge)	
7	49904GT	CABLE ASSEMBLY,13" RED.....1 (2 gauge)	
8	49906GT	CABLE ASSEMBLY,13" BLACK.....1 (2 gauge)	

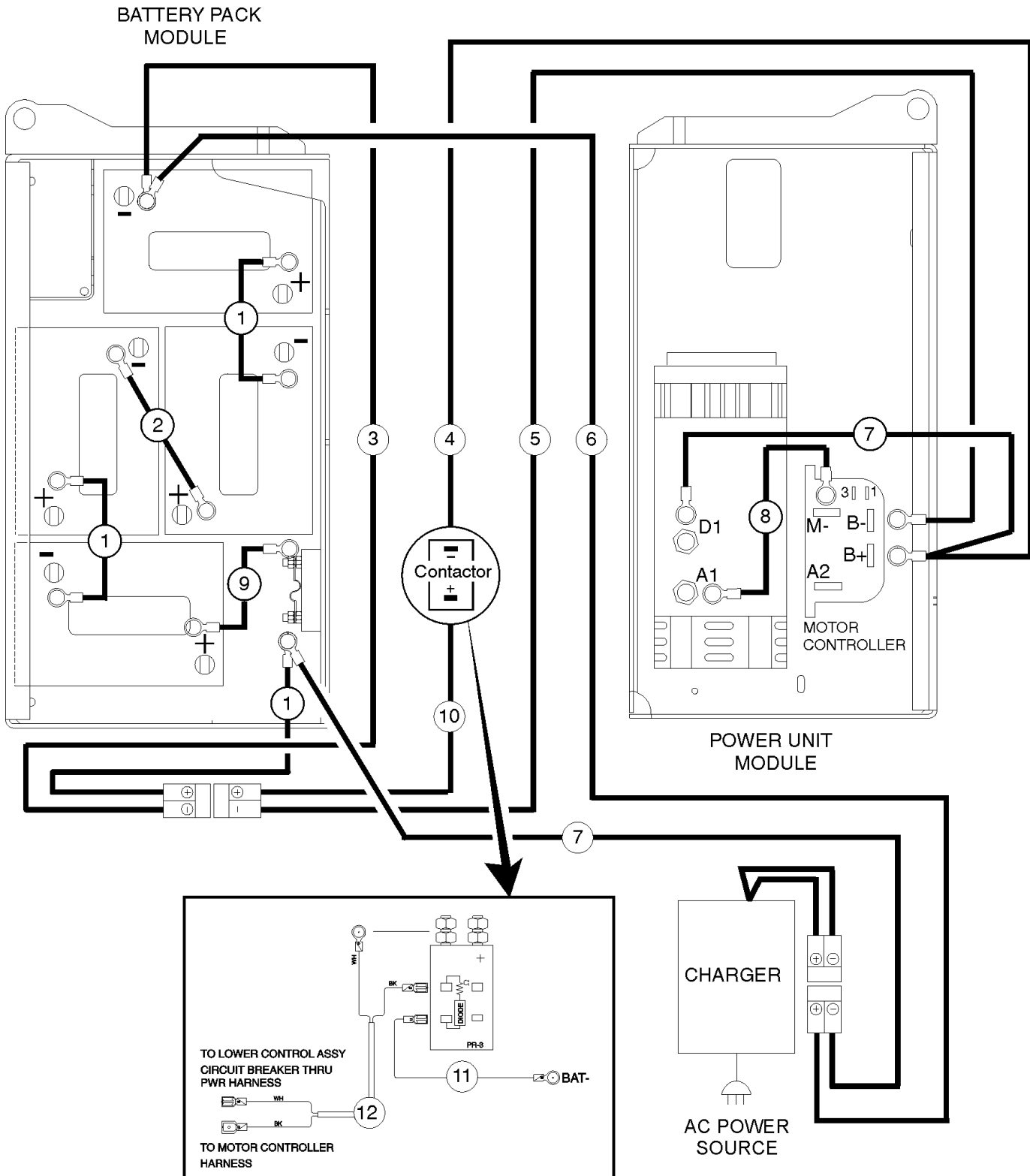
215.2 Power Cables - Drive Chassis (from serial number 27544, without contactor)



215.2 Power Cables - Drive Chassis (from serial number 27544, without contactor)

Item	Part No.	Description	Qty.
--		Ref. Fuse, 275A (refer to Figures 204.1, 204.2, 204.3 and 204.4)	
--	105904GT	HARNESS,GS30/2632/AUS32 from SN 27544 to 52508; chassis wire harness	
--	105905GT	HARNESS,GS30/2632/AUS32 from SN 52509 to 53999; chassis wire harness	
--	105906GT	HARNESS,GS30/2632/AUS32 from SN 54000 to 59999; chassis wire harness	
--	105911GT	E-DOWN HARNESS from SN 27544 to 59999; e-down wire harness, GS-1930	
--	105977GT	E-DOWN HARNESS from SN 27544 to 59999; e-down wire harness, GS-1530	
1	46263GT	BATT. CABLE ASSY-CHASSIS, GS.....1	
--	19436GT	CONNECTOR,ANDERSON SB 175,1/0G.....1	
--	32148GT	WELDING CABLE #2 BLACK.....102-inches	
--	32149GT	WELDING CABLE #2 RED.....113-inches	
2	49902GT	BATTERY CABLE ASSY.BAT.MOD.GS.....1	
--	19436GT	CONNECTOR,ANDERSON SB 175,1/0G.....1	
--	32148GT	WELDING CABLE #2 BLACK....58-inches	
--	32149GT	WELDING CABLE #2 RED.....26-inches	
3	47476GT	HARNESS,CHARGING-GS30.....1	
--	66411GT	CONNECTOR, SB 50 AMP HOUSING....1	
--	94340GT	WIRE,10 GA,RED,GXL***.....108-inches	
--	94341GT	WIRE,10 GA,BLACK,GXL***.....84-inches	
4	49907GT	BATTERY CABLE ASSY, 2.5"SCISS.....3-inches from SN 27544 to 52508 (3 inches)	
4A	78716GT	BATTERY CABLE ASSY,RED.....5.5-inches from SN 52509 to 59999 (5.5 inches)	
5	49908GT	BATTERY CABLE ASSY.5.75"SCISS.....6-inches	
6	49906GT	CABLE ASSEMBLY,13" BLACK.....13-inches	
7	49904GT	CABLE ASSEMBLY,13" RED.....13-inches	
8	40552GT	CABLE ASSEMBLY,13"(SCISSORS).....13-inches	

215.3 Power Cables - Drive Chassis (from serial number 27544, with contactor)

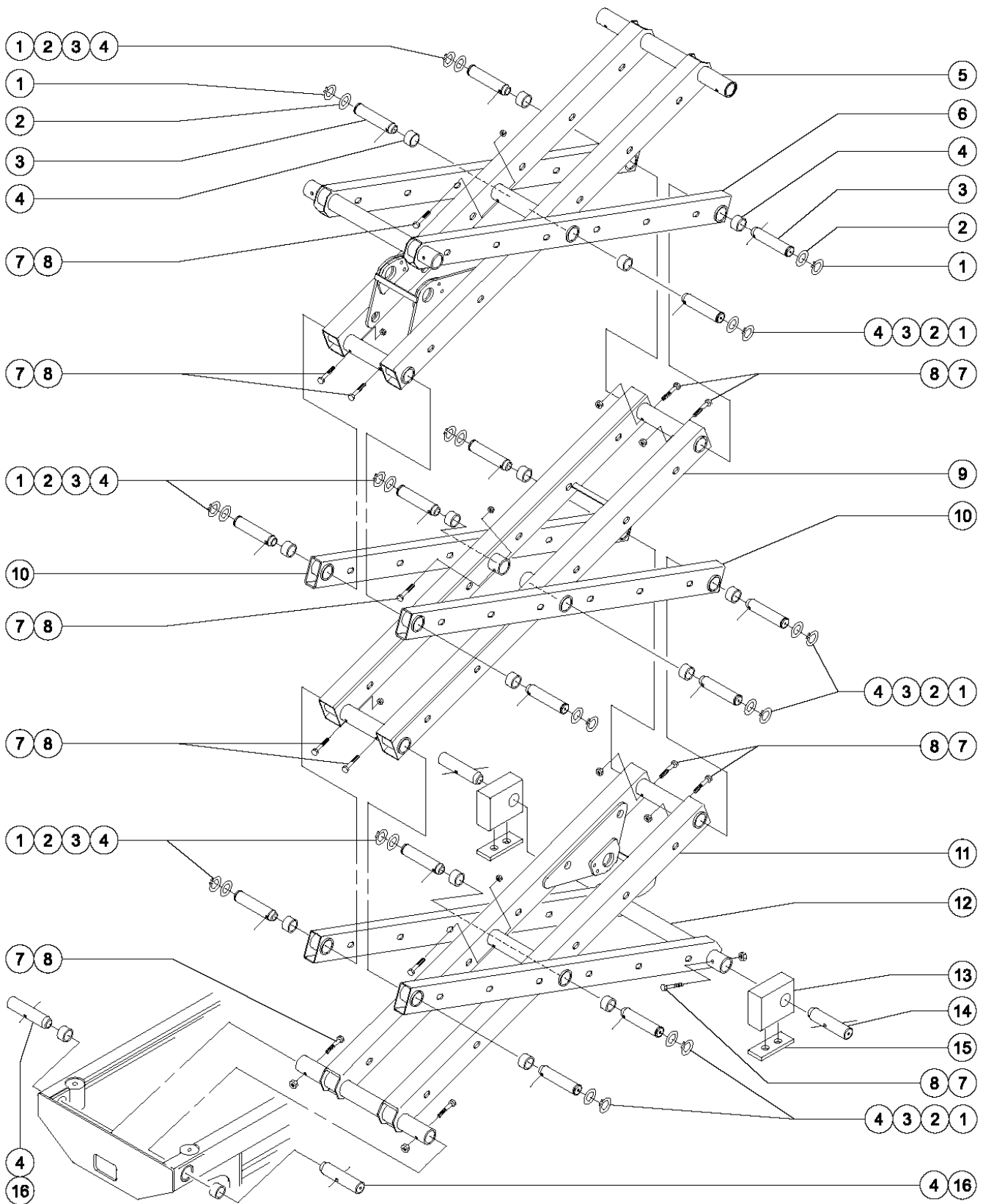


215.3 Power Cables - Drive Chassis (from serial number 27544, with contactor)

Item	Part No.	Description	Qty.	Item	Part No.	Description	Qty.
--		Ref. Fuse, 275A <i>(refer to Figures 204.1, 204.2, 204.3 and 204.4)</i>		12	233431GT	HRNS,CONTACTOR SIGNAL,GS30/32.....1	
--	105904GT	HARNESS,GS30/2632/AUS32 <i>from SN 27544 to 52508; chassis wire harness</i>					
--	105905GT	HARNESS,GS30/2632/AUS32 <i>from SN 52509 to 53999; chassis wire harness</i>					
--	105906GT	HARNESS,GS30/2632/AUS32 <i>from SN 54000 to 59999; chassis wire harness</i>					
--	105911GT	E-DOWN HARNESS <i>from SN 27544 to 59999; e-down wire harness, GS-1930</i>					
--	105977GT	E-DOWN HARNESS <i>from SN 27544 to 59999; e-down wire harness, GS-1530</i>					
1A	49907GT	BATTERY CABLE ASSY, 2.5"SCISS.....3-inches <i>from SN 27544 to 52508; 3 inches</i>					
1B	78716GT	BATTERY CABLE ASSY,RED.....5.5-inches <i>from SN 52509 to 59999; 5.5 inches</i>					
2	49908GT	BATTERY CABLE ASSY.5.75"SCISS.....6-inches					
3	49902GT	BATTERY CABLE ASSY.BAT.MOD.GS.....1					
--	19436GT	CONNECTOR,ANDERSON SB 175,1/0G.....1					
--	32148GT	WELDING CABLE #2 BLACK....58-inches					
--	32149GT	WELDING CABLE #2 RED.....26-inches					
4	233368GT	CABLE ASSY, BATT,69" RED.....1					
5	46263GT	BATT. CABLE ASSY-CHASSIS, GS.....1					
--	19436GT	CONNECTOR,ANDERSON SB 175,1/0G.....1					
--	32148GT	WELDING CABLE #2 BLACK.....102-inches					
--	32149GT	WELDING CABLE #2 RED....113-inches					
6	47476GT	HARNESS,CHARGING-GS30.....1					
--	66411GT	CONNECTOR, SB 50 AMP HOUSING....1					
--	94340GT	WIRE,10 GA,RED,GXL***.....108-inches					
--	94341GT	WIRE,10 GA,BLACK,GXL***.....84-inches					
7	49906GT	CABLE ASSEMBLY,13" BLACK.....13-inches					
8	49904GT	CABLE ASSEMBLY,13" RED.....13-inches					
9	40552GT	CABLE ASSEMBLY,13"(SCISSORS).....13-inches					
10	233371GT	CABLE ASSY,BATT,23"RED.....1					
11	232582GT	GROUND WIRE ASSY,GS.....1					



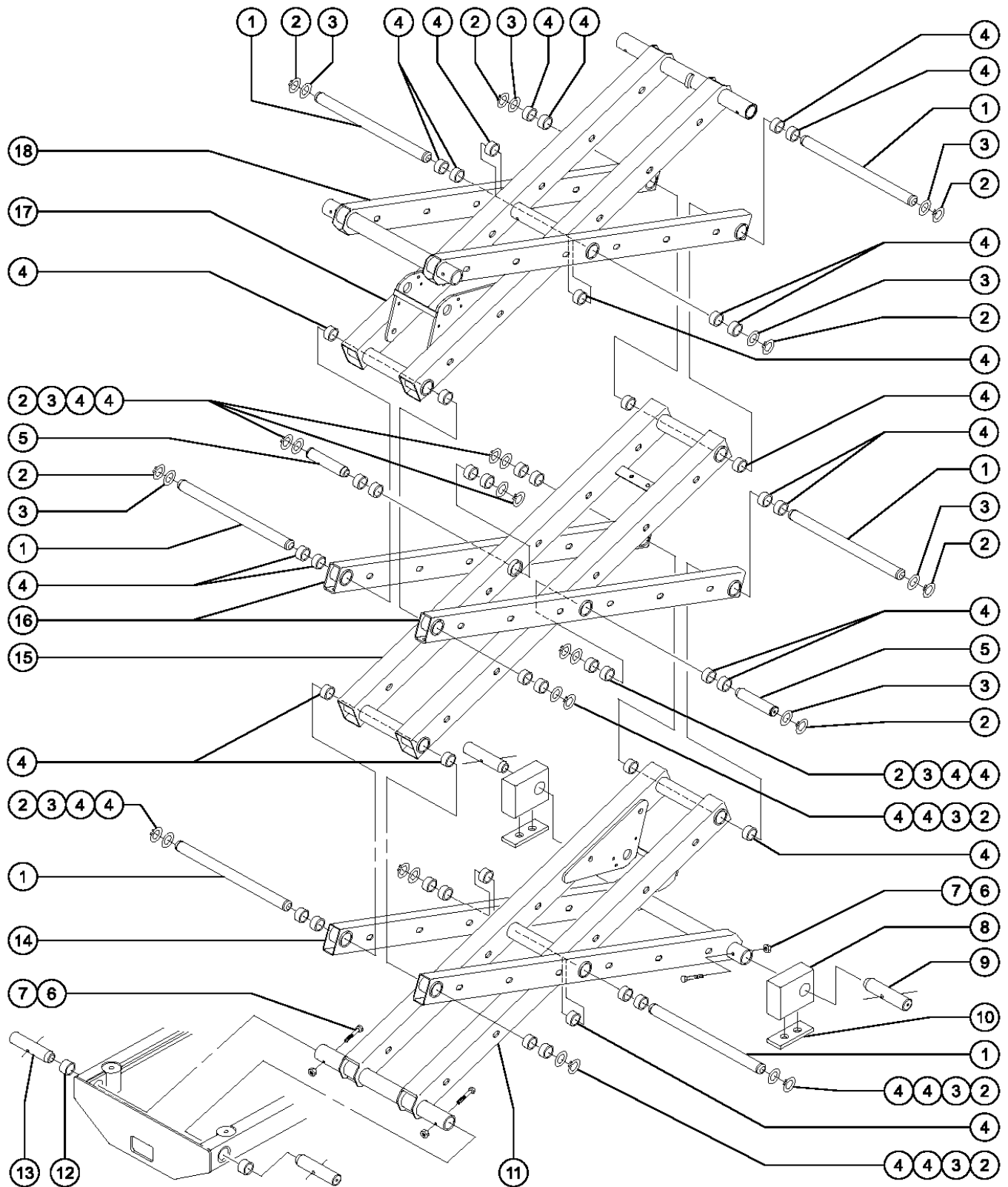
301.1 Scissor Assembly, GS-1530, View 1 (to serial number 631)



301.1 Scissor Assembly, GS-1530, View 1 (to serial number 631)

Item	Part No.	Description	Qty.
1	18384GT	SNAP RING,EXTERNAL,1.75 DIA.....14 (4.4 cm)	14
2	39127GT	WASHER,SCIS ARM,1.79X2.25X.120.....14 (4.5 cm)	14
3	39094GT	PIN,1.75 X 8.187"LG.,SCR.....14 (20.8 x 4.45 cm)	14
4	39274GT	BEARING,1.75IDX2.00ODX2.50L.....16 (4.45 x 5.08 x 6.35 cm)	16
5	44213GT	ARM-#3 INNER (GS-1530).....1 (bearings are listed in figure 302.1)	1
6	44161GT	ARM-#3 OUTER (GS-1530).....1 (includes item 4)	1
7	14033GT	SCREW,HHC,3/8-16 X 2.75.....18	18
8	4828GT	NUT,NYLOCK,3/8-16.....18	18
9	44231GT	ARM-#2 INNER (GS15/GS19)**.....1	1
10	44162GT	ARM-#2 OTR.GS1530 & #3 OTR.....2 (includes item 4)	2
11	44214GT	ARM-#1 INNER W/DECALS,GS15/19.....1 (bearings are listed in figure 302.1)	1
12	44746GT	ARM-#1 OUTER (GS1530,GS1930).....1 (includes item 4)	1
13	47158GT	SLIDER BLOCK.....2	2
14	39095GT	PIN,1.75DIAx7.35LG,CHAMFER.....2 (18.66 x 4.445 cm)	2
15	47599GT	WEAR PAD, SLIDER.....2	2
16	47102GT	PIN,1.75DIA.X7.94LG, 1HOLE.....2 (20.17 x 4.445 cm)	2

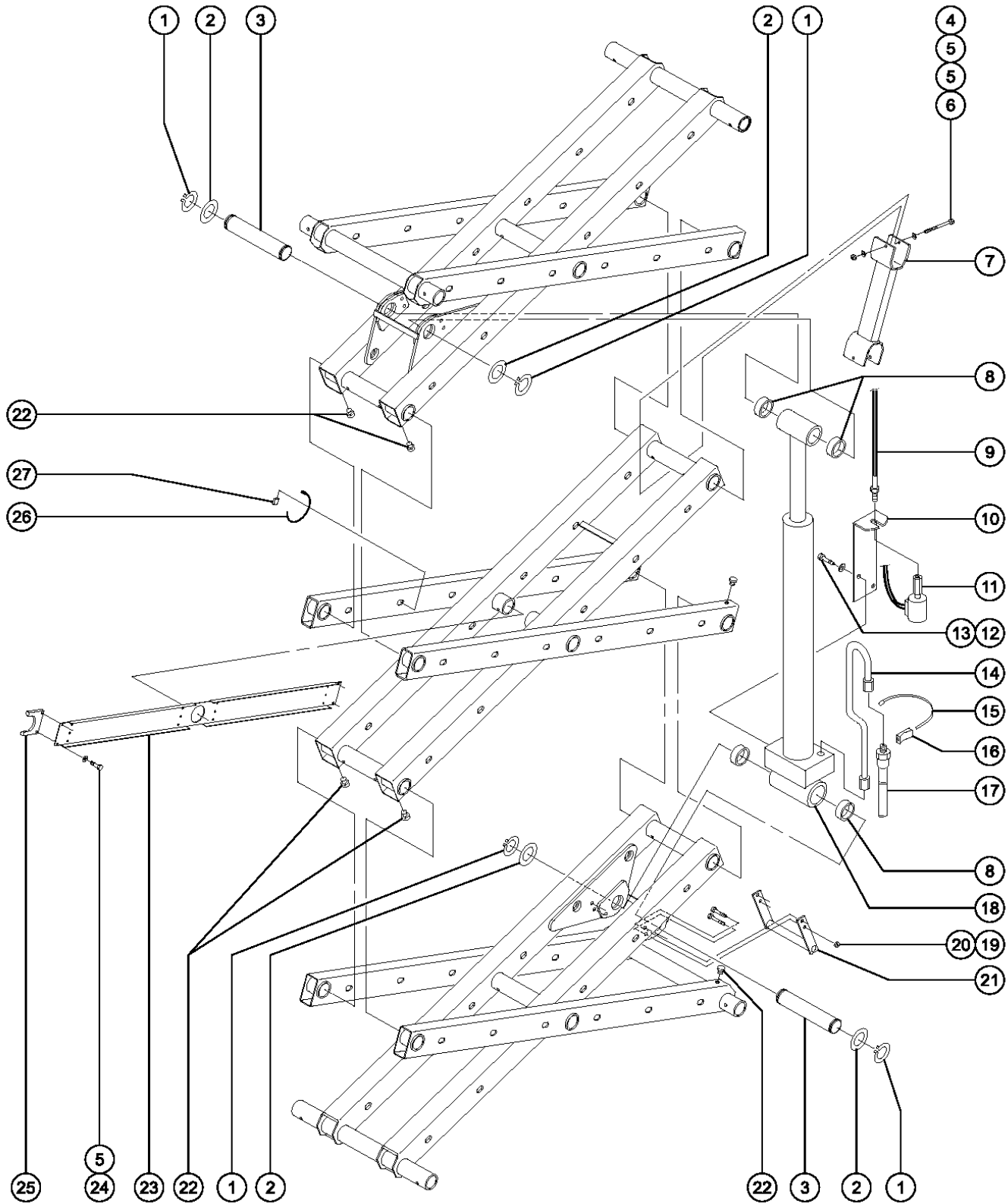
301.2 Scissor Assembly, GS-1530, View 1 (from serial number 632 to 2130)



301.2 Scissor Assembly, GS-1530, View 1 (from serial number 632 to 2130)

Item	Part No.	Description	Qty.
1	47595GT	PIN,1.50DIA X 21.03LG,2RING.....6 (53.41 x 3.81 cm)	6
2	18383GT	SNAP RING,EXTERNAL,1.5 DIA***.....16 (3.81 cm)	16
3	1260941GT	WASHER,SHIM,1.54X2.00X.125,ZAG..16	16
4	66055GT	BEARING,1.50IDX1.77ODX1.25L.....44 (3.8 x 4.5 x 3.2 cm)	44
5	47655GT	PIN,1.50DIA X 7.42LG,2RING.....2 (3.8 x 18.846 cm)	2
6	4828GT	NUT,NYLOCK,3/8-16.....4	4
7	14033GT	SCREW,HHC,3/8-16 X 2.75.....4	4
8	47158GT	SLIDER BLOCK.....2	2
9	39095GT	PIN,1.75DIA X 7.35LG,CHAMFER.....2 (4.45 x 19.1 cm)	2
10	47599GT	WEAR PAD, SLIDER.....2 (10.16 x 5.08 x 0.64 cm)	2
11	48382GT	ARM-#1 INNER W/DECALS,GS15/19.....1 (includes 4 each, item 4)	1
11A	48678GT	ARM-#1 INNER W/DECALS,GS15/19.....1 (from SN 2131) (includes 4 each, item 4)	1
12	51763GT	BEARING,FL,1.75IDX2.25ODX.85L.....2	2
13	47102GT	PIN,1.75DIA X 7.94LG, 1HOLE.....2 (4.45 x 20.17 cm)	2
14	48381GT	ARM-#1 OUTER (GS1530,GS1930).....1 (includes 8 each, item 4)	1
15	48384GT	ARM-#2 INNER (GS1530/GS1930).....1 (includes 8 each, item 4)	1
16	48383GT	ARM-#2 OTR.GS1530 & #3 OTR.....2 (includes 6 each, item 4)	2
17	48386GT	ARM-#3 INNER (GS-1530).....1 (to SN 2130) (includes 4 each, item 4)	1
17A	48680GT	ARM-#3 INNER (GS-1530).....1 (from SN 2131) (includes 4 each, item 4)	1
18	48385GT	ARM-#3 OUTER (GS-1530).....1 (includes 8 each, item 4)	1

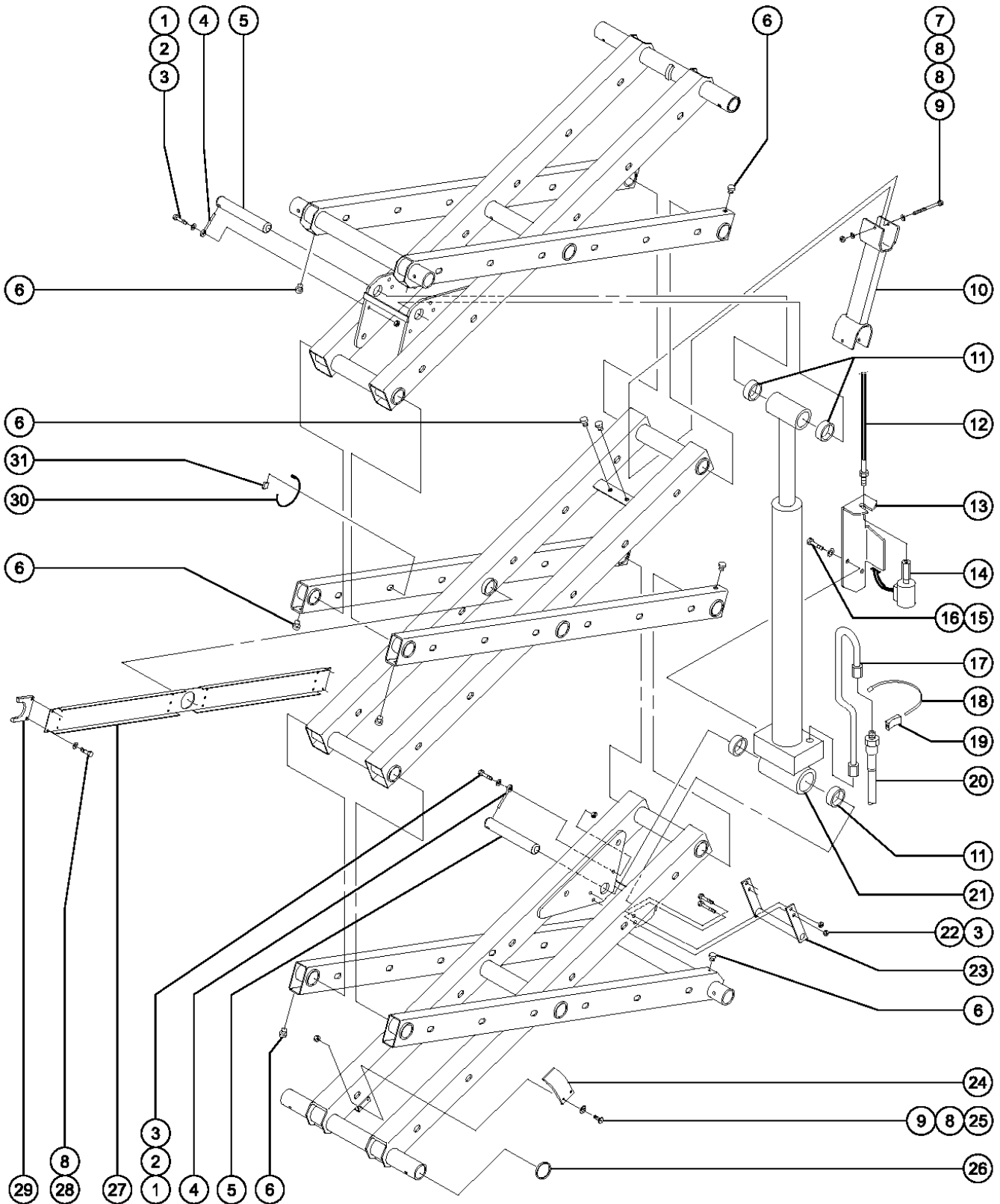
302.1 Scissor Assembly, GS-1530, View 2 (to serial number 631)



302.1 Scissor Assembly, GS-1530, View 2 (to serial number 631)

Item	Part No.	Description	Qty.	Item	Part No.	Description	Qty.
1	18384GT	SNAP RING,EXTERNAL,1.75 DIA.....4 (4.44 cm)	4	27	39560GT	CLIP,CABLE TIE MOUNT.....10 <i>Quantity listed for this item is approximate. Actual quantity may vary to ensure proper fit.</i>	10
2	39127GT	WASHER,SCIS ARM,1.79X2.25X.120....4	4				
3	39096GT	PIN,1.75 X 8.686"LG.,SCR.....2 (22.06 x 4.445 cm)	2				
4	6115GT	SCREW,HHC,1/4-20 X 3.5.....1	1				
5	6638GT	WASHER,FLAT,USS,1/4"Y.....6	6				
6	6091GT	NUT,NYLOCK,1/4-20.....1	1				
7		Ref. Safety Arm.....1 (refer to Figure 302.3)	1				
8	39275GT	BEARING,1.75ID X 2"OD X .75"LG.....4 (4.45 x 5.1 x 1.9 cm)	4				
9		Ref. Cable - Manual Lowering.....4 (refer to Figure 202.1)	4				
10	41557-SGT	CABLE BRACKET,PAINTED.....1	1				
11	66465GT	VALVE,W/20V NC SOLENOID,MANUAL.....1	1				
--	84422GT	COIL-SOLENOID VALVE,20V DC***.....1	1				
12	7339GT	SCREW, HHC, 1/4-20 X .5.....2	2				
13	6356GT	WASHER,LOCK,.25.....2	2				
14	47012GT	FLARE TUBE ASSY,LIFT CYLINDER....1	1				
15	66098GT	CABLE TIE,9" X .5.....1	1				
16	47046GT	CABLE TIE MOUNT.....1	1				
17		Ref. Hydraulic Hoses and Fittings.....1 (refer to Figure 213.1)	1				
18	48685GT	CYLINDER ASSY,LIFT,GS1530.....1 (complete)	1				
--	39274GT	BEARING,1.75IDX2.00ODX2.50L (4.5 x 5.1 x 6.4 cm)					
--	39878GT	CONNECTOR,070120-6-6.....1	1				
--	44249GT	SEAL KIT 46221 & 46222(SCISR).....1	1				
--	55559GT	ORIFICE,LONG, .046.....1 (1.17 mm)	1				
19	4828GT	NUT,NYLOCK,3/8-16.....4	4				
20	6019GT	SCREW,HHC,3/8-16 X 1.25 GRD 5.....4	4				
21	39270PGT	POTHOLE ACTUATOR PUSHER WLDMT.....1	1				
22	47502GT	BUMPER,1.25 INCH O.D.,SCISSORS.....12 (3.2 cm)	12				
23	47711GT	BRACKET,MAIN CABLE BRIDGE***.....1	1				
24	8914GT	SCREW,HHC,1/4-20 X .625.....4	4				
25	47164GT	SPACER,CABLE BRIDGE.....2	2				
26	21121GT	CABLE TIE,4" BLK,HEAT RESISTNT....10 <i>Quantity listed for this item is approximate. Actual quantity may vary to ensure proper fit.</i>	10				

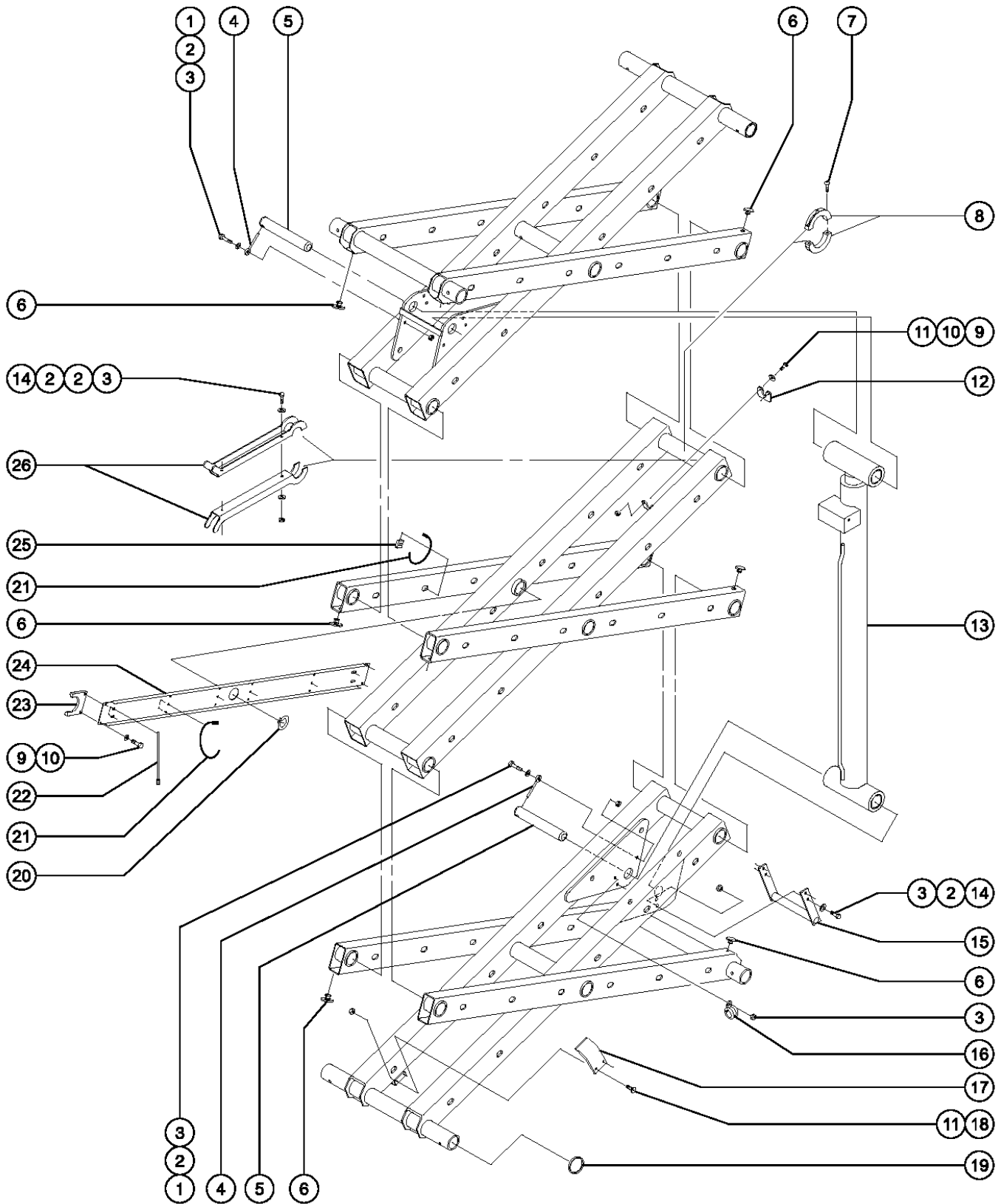
302.2 Scissor Assembly, GS-1530, View 2 (from serial number 632 to 23567)



302.2 Scissor Assembly, GS-1530, View 2 (from serial number 632 to 23567)

Item	Part No.	Description	Qty.	Item	Part No.	Description	Qty.
1	8516GT	SCREW, HCC, 3/8-16 X 1.50.....	2	23	39270PGT	POTHOLE ACTUATOR PUSHER WLDMT.....	1
2	6097GT	WASHER, FLAT, USS, 3/8", Y.....	2	24	47573PGT	PLATE, LIFT ARM CAM GS1530.....	1
3	4828GT	NUT, NYLOCK, 3/8-16.....	6	25	6090GT	SCREW, HHC, 1/4-20 X .75.....	2
4	825019GT	ROD END, .375X3.69, ZAG.....	2	26	39127GT	WASHER, SCIS ARM, 1.79X2.25X.120....	1
5	39096GT	PIN, 1.75 X 8.686" LG., SCR.....	2	27	47711PGT	BRACKET, MAIN CABLE BRIDGE.....	1
		(23.37 x 4.445 cm) (to SN 2130)		28	8914GT	SCREW, HHC, 1/4-20 X .625.....	4
5A	47666GT	PIN, 1.50DIAX9.13LG, 1HOLE.....	2	29	47164GT	SPACER, CABLE BRIDGE.....	2
		(22.73 x 3.81 cm) (from SN 2131)		30	21121GT	CABLE TIE, 4" BLK, HEAT RESISTNT....	10
6	47502GT	BUMPER, 1.25 INCH O.D., SCISSORS.....	14			Quantity listed for this item is approximate. Actual quantity may vary to ensure proper fit.	
		(3.2 cm)		31	39560GT	CLIP, CABLE TIE MOUNT.....	10
7	6115GT	SCREW, HHC, 1/4-20 X 3.5.....	1			Quantity listed for this item is approximate. Actual quantity may vary to ensure proper fit.	
8	6638GT	WASHER, FLAT, USS, 1/4" Y.....	6				
9	6091GT	NUT, NYLOCK, 1/4-20.....	3				
10		Ref. Safety Arm.....	3				
		(refer to Figure 302.3)					
11	39274GT	BEARING, 1.75IDX2.00ODX2.50L.....	4				
12		Ref. Cable - Manual Lowering.....	4				
		(refer to Figure 202.1 or 202.2)					
13	41557-SGT	CABLE BRACKET, PAINTED.....	1				
14	66465GT	VALVE, W/20V NC SOLENOID, MANUAL.....	1				
--	84422GT	COIL-SOLENOID VALVE, 20V DC***.....	1				
		(direct replacement for 66467)					
15	7339GT	SCREW, HHC, 1/4-20 X .5.....	2				
16	6356GT	WASHER, LOCK, .25.....	2				
17	47012GT	FLARE TUBE ASSY, LIFT CYLINDER....	1				
18	66098GT	CABLE TIE, 9" X .5.....	1				
19	47046GT	CABLE TIE MOUNT.....	1				
20		Ref. Hydraulic Hoses and Fittings.....	1				
		(refer to Figure 213.1)					
21	58125GT	CYLINDER UPDATE GS-1530**.....	1				
		(to SN 23569) (complete)					
--	39274GT	BEARING, 1.75IDX2.00ODX2.50L.....	1				
		(to SN 2130)					
--	39878GT	CONNECTOR, 070120-6-6.....	1				
--	44249GT	SEAL KIT 46221 & 46222(SCISR).....	1				
		(Texas Hydraulic) (Cylinder 47713)					
--	45071GT	BEARING, 1.5IDX1.75ODX1.5L.....	1				
		(from SN 2131)					
--	55559GT	ORIFICE, LONG, .046.....	1				
		(1.1684 mm)					
--	78910GT	SEAL KIT, 55715 DY LIFT CYL.....	1				
		(Dong Yang)					
21A	55715GT	CYLINDER-LIFT, GS30.....	1				
		(included in update kit 58125, from SN 23568)					
22	6019GT	SCREW, HHC, 3/8-16 X 1.25 GRD 5.....	4				

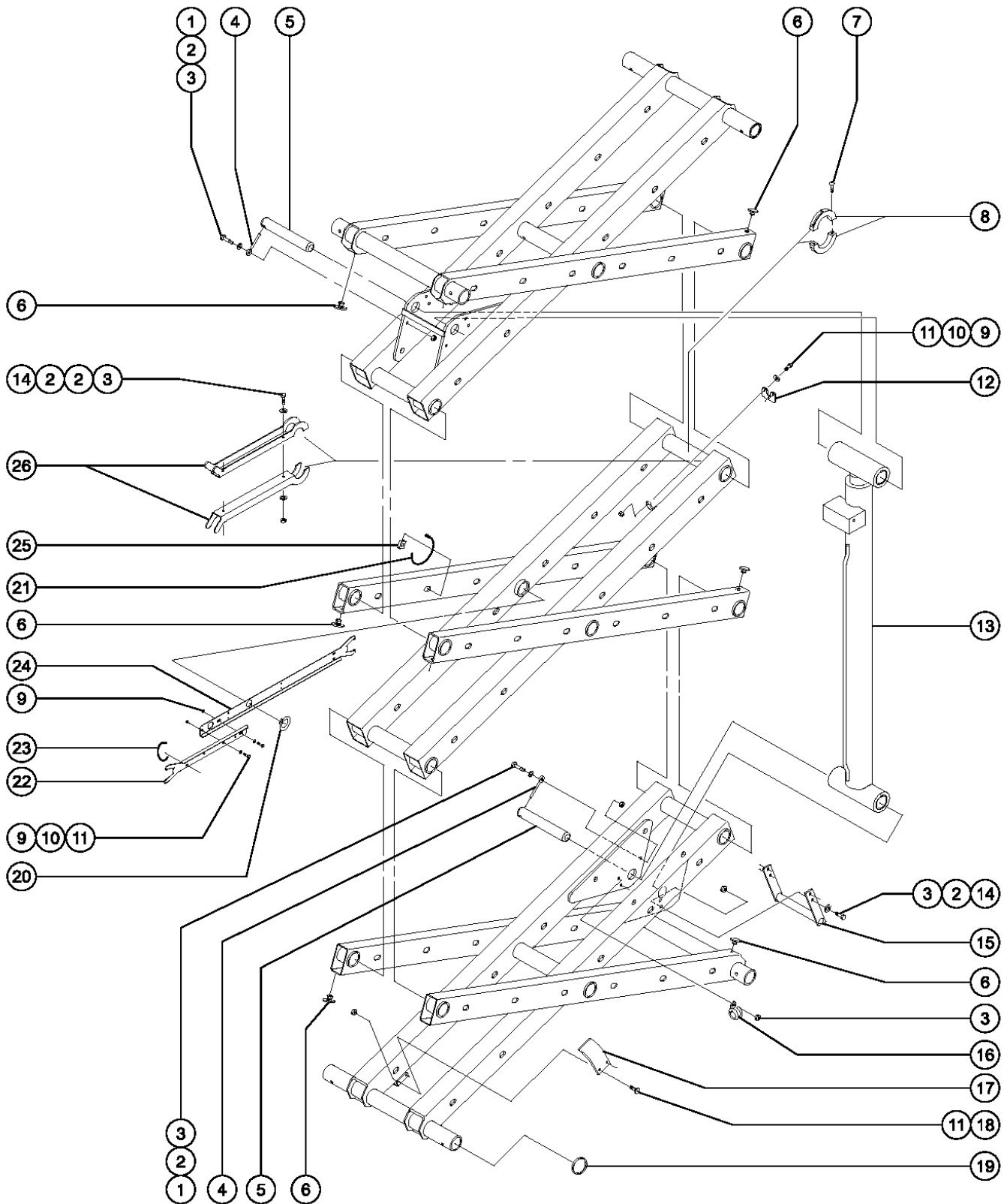
302.3 Scissor Assembly, GS-1530, View 2 (from serial number 23568 to 50515)



302.3 Scissor Assembly, GS-1530, View 2 (from serial number 23568 to 50515)

Item	Part No.	Description	Qty.
1	8516GT	SCREW, HCC, 3/8-16 X 1.50.....	2
2	6097GT	WASHER, FLAT, USS, 3/8", Y.....	10
3	4828GT	NUT, NYLOCK, 3/8-16.....	16
4	825019GT	ROD END, .375X3.69, ZAG..... (0.95 x 8.2 cm)	2
5	47666GT	PIN, 1.50 DIA X 9.13 LG, 1 HOLE..... (from SN 2131) (22.73 x 3.81 cm)	2
6	47502GT	BUMPER, 1.25 INCH O.D., SCISSORS..... (to SN 50514) (3.2 cm)	14
7	11966GT	SCREW, BHHS, 1/4-20 X 1.5.....	2
8	55487GT	CROSS TUBE COLAR, GS30\32.....	1
9	6888GT	SCREW, HHC, 1/4-20 X 1.....	7
10	6638GT	WASHER, FLAT, USS, 1/4" Y.....	7
11	6091GT	NUT, NYLOCK, 1/4-20.....	5
12	55336GT	CHOCK STOP CUSHION.....	1
13		Ref. Lift Cylinder Assembly..... (refer to Figure 305.1)	1
14	6019GT	SCREW, HHC, 3/8-16 X 1.25 GRD 5.....	6
15	39270PGT	POT HOLE ACTUATOR PUSHER WLDMT.....	1
16	45454GT	CLAMP, RUB CUSH, 0.75, #12 X 3/8*.....	8
17	47573PGT	PLATE, LIFT ARM CAM GS1530.....	1
18	8514GT	SCREW, FHS, 1/4-20 X .75.....	2
19	39127GT	WASHER, SCIS ARM, 1.79X2.25X.120....	1
20	18383GT	SNAP RING, EXTERNAL, 1.5 DIA***.....	1
21	28443GT	CABLE TIE, 11.5" BLACK..... (29.2 cm)	2
22	66098GT	CABLE TIE, 9" X .5..... (22.9 cm)	2
23	47164GT	SPACER, CABLE BRIDGE.....	2
24	47711PGT	BRACKET, MAIN CABLE BRIDGE..... (to SN 50515)	1
25	39560GT	CLIP, CABLE TIE MOUNT..... Quantity listed for this item is approximate. Actual quantity may vary to ensure proper fit.	10
26	58000GT	SAFETY CHOCK, SCISSOR.....	1

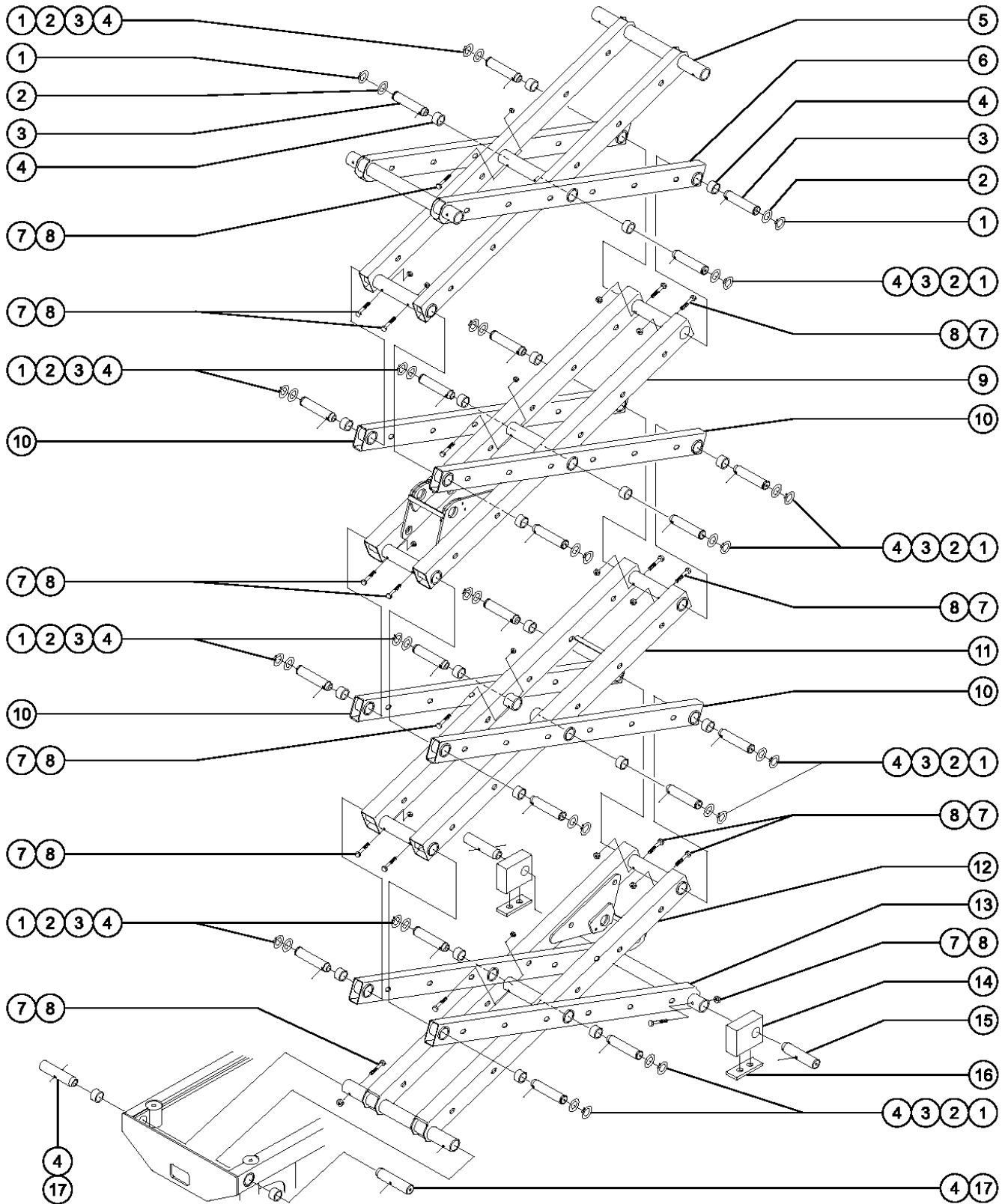
302.4 Scissor Assembly, GS-1530, View 2 (from serial number 50515)



302.4 Scissor Assembly, GS-1530, View 2 (from serial number 50515)

Item	Part No.	Description	Qty.
1	8516GT	SCREW, HCC, 3/8-16 X 1.50.....	2
2	6097GT	WASHER, FLAT, USS, 3/8", Y.....	10
3	4828GT	NUT, NYLOCK, 3/8-16.....	12
4	825019GT	ROD END, .375X3.69, ZAG..... (0.95 x 8.2 cm)	2
5	47666GT	PIN, 1.50 DIA X 9.13 LG, 1 HOLE..... (22.73 x 3.81 cm) (from SN 2131)	2
6	47502GT	BUMPER, 1.25 INCH O.D., SCISSORS.....	14 (3.2 cm)
7	11966GT	SCREW, BHHS, 1/4-20 X 1.5.....	2
8	55487GT	CROSS TUBE COLAR, GS30\32.....	1
9	6888GT	SCREW, HHC, 1/4-20 X 1.....	7
10	6638GT	WASHER, FLAT, USS, 1/4" Y.....	7
11	6091GT	NUT, NYLOCK, 1/4-20.....	5
12	55336GT	CHOCK STOP CUSHION.....	1
13		Ref. Lift Cylinder Assembly..... (refer to Figure 205.1)	1
14	6019GT	SCREW, HHC, 3/8-16 X 1.25 GRD 5.....	6
15	39270PGT	POT HOLE ACTUATOR PUSHER WLDMT.....	1
16	45454GT	CLAMP, RUB CUSH, 0.75, #12 X 3/8*.....	8
17	47573PGT	PLATE, LIFT ARM CAM GS1530.....	1
18	8514GT	SCREW, FHS, 1/4-20 X .75.....	2
19	39127GT	WASHER, SCIS ARM, 1.79X2.25X.120....	1
20	18383GT	SNAP RING, EXTERNAL, 1.5 DIA***.....	1
21	28443GT	CABLE TIE, 11.5" BLACK..... (29.2 cm)	2
22	78687GT	FORMING, CABLE BRIDGE, UPPER.....	1
23	66098GT	CABLE TIE, 9" X .5.....	2
24	78686GT	FORMING, CABLE BRIDGE, MAIN***.....	1
25	39560GT	CLIP, CABLE TIE MOUNT..... (quantity listed for this item is approximate. Actual quantity may vary to ensure proper fit)	10
26	58000GT	SAFETY CHOCK, SCISSOR..... (includes 2 each, items 2, 3 and 14)	1

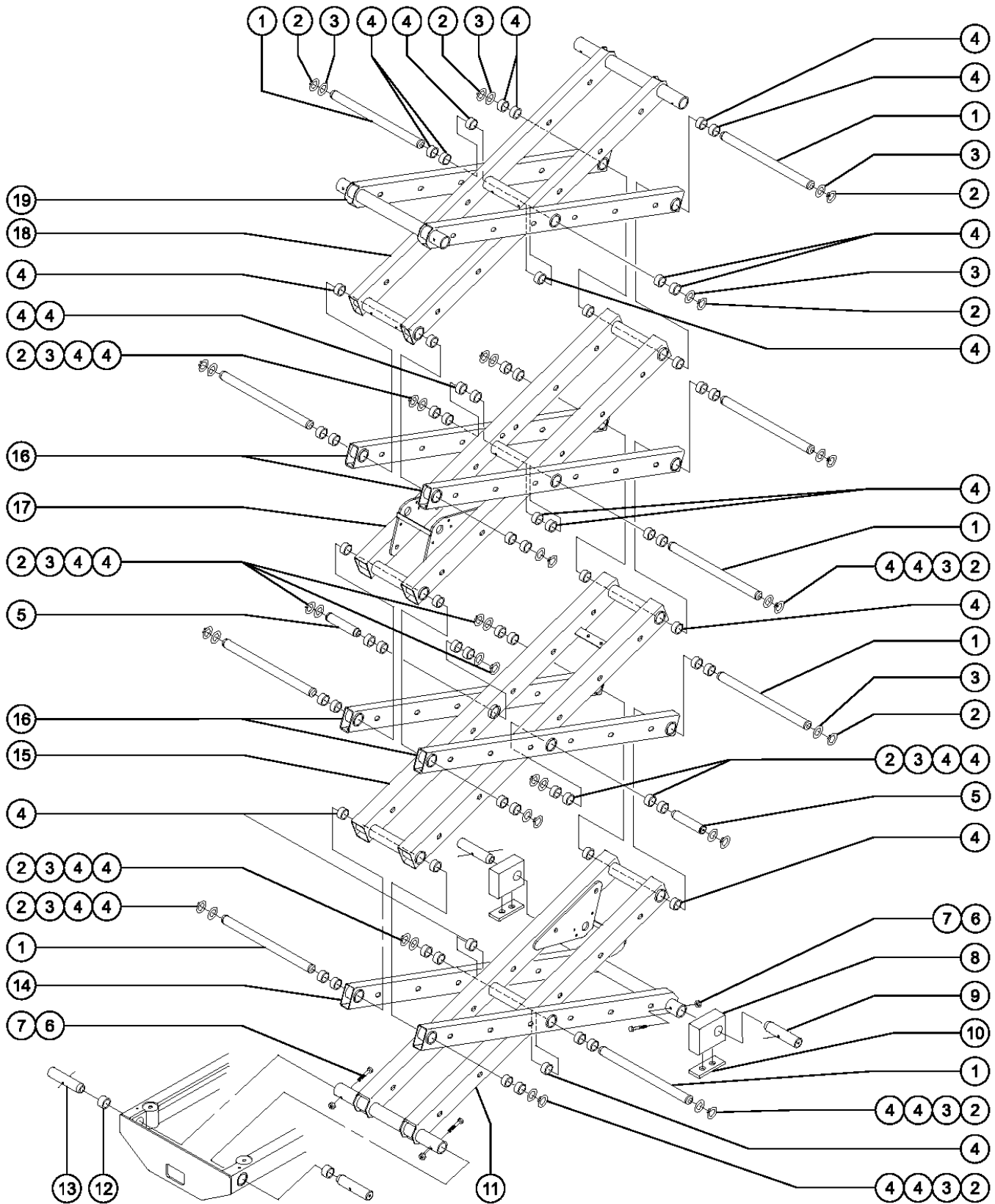
303.1 Scissor Assembly, GS-1930, View 1 (to serial number 631)



303.1 Scissor Assembly, GS-1930, View 1 (to serial number 631)

Item	Part No.	Description	Qty.
1	18384GT	SNAP RING,EXTERNAL,1.75 DIA.....	20
2	39127GT	WASHER,SCIS ARM,1.79X2.25X.120.....	20
3	39094GT	PIN,1.75 X 8.187"LG.,SCR.....	20
		(20.8 x 4.445 cm)	
4	39274GT	BEARING,1.75IDX2.00ODX2.50L.....	22
		(4.45 x 5.08 x 6.35 cm)	
5	46244GT	ARM-#4 INNER, PLATFORM (1930).....	1
		(includes 2 each, item 4)	
6	44161GT	ARM-#3 OUTER (GS-1530).....	1
		(includes 4 each, item 4)	
7	14033GT	SCREW,HHC,3/8-16 X 2.75.....	30
8	4828GT	NUT,NYLOCK,3/8-16.....	30
9	44215GT	ARM-#3 INNER (GS-1930).....	1
		(includes 2 each, item 4)	
10	44162GT	ARM-#2 OTR.GS1530 & #3 OTR.....	4
		(includes 3 each, item 4)	
11	44231GT	ARM-#2 INNER (GS15/GS19)**.....	1
		(includes 2 each, item 4)	
12	44214GT	ARM-#1 INNER W/DECALS,GS15/19.....	1
		(includes 2 each, item 4)	
13	44746GT	ARM-#1 OUTER (GS1530,GS1930).....	1
		(includes 4 each, item 4)	
14	47158GT	SLIDER BLOCK.....	2
15	39095GT	PIN,1.75DIA X 7.35LG,CHAMFER.....	2
		(18.67 x 4.445 cm)	
16	47599GT	WEAR PAD, SLIDER.....	2
		(5.72 x 11.43 x 0.64 cm)	
17	47102GT	PIN,1.75DIA.X7.94LG, 1HOLE.....	2
		(4.45 x 20.17 cm)	

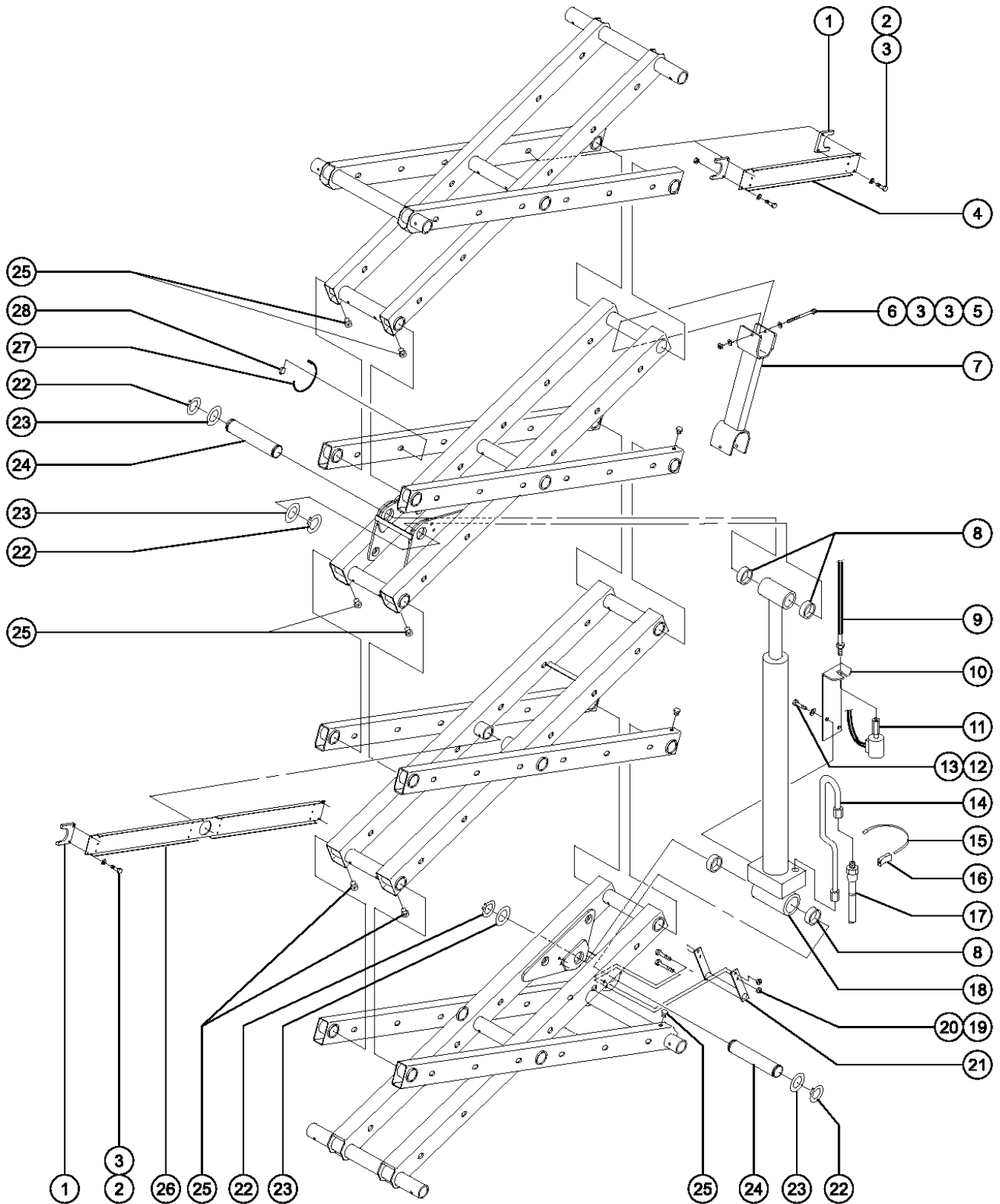
303.2 Scissor Assembly, GS-1930, View 1 (from serial number 632)



303.2 Scissor Assembly, GS-1930, View 1 (from serial number 632)

Item	Part No.	Description	Qty.
1	47595GT	PIN,1.50DIA X 21.03LG,2RING.....9 (53.92 x 3.81 cm)	9
2	18383GT	SNAP RING,EXTERNAL,1.5 DIA***.....22 (3.81)	22
3	1260941GT	WASHER,SHIM,1.54X2.00X.125,ZAG..22	22
4	66055GT	BEARING,1.50IDX1.77ODX1.25L.....64	64
5	47655GT	PIN,1.50DIA X 7.42LG,2RING.....2 (19.38 x 3.81 cm)	2
6	4828GT	NUT,NYLOCK,3/8-16.....4	4
7	14033GT	SCREW,HHC,3/8-16 X 2.75.....4	4
8	47158GT	SLIDER BLOCK.....2	2
9	39095GT	PIN,1.75DIA X 7.35LG,CHAMFER.....2 (19 x 4.445 cm)	2
10	47599GT	WEAR PAD, SLIDER.....2	2
11	48382GT	ARM-#1 INNER W/DECALS,GS15/19.....1 (to SN 2130) (includes 4 each, item 4)	1
11A	48678GT	ARM-#1 INNER W/DECALS,GS15/19.....1 (from SN 2131) (includes 4 each, item 4)	1
12	51763GT	BEARING,FL,1.75IDX2.25ODX.85L.....2 (4.45 x 5.08 x 6.35 cm)	2
13	47102GT	PIN,1.75DIA.X7.94LG, 1HOLE.....2 (20.17 x 4.445 cm)	2
14	48381GT	ARM-#1 OUTER (GS1530,GS1930).....1 (includes 8 each, item 4)	1
15	48384GT	ARM-#2 INNER (GS1530/GS1930).....1 (includes 8 each, item 4)	1
16	48383GT	ARM-#2 OUTF.GS1530 & #3 OUTF.....4 (includes 6 each, item 4)	4
17	48387GT	ARM-#3 INNER (GS-1930).....1 (to SN 2130) (includes 8 each, item 4)	1
17A	48681GT	ARM-#3 INNER (GS-1930).....1 (from SN 2131) (includes 8 each, item 4)	1
18	48388GT	ARM-#4 INN. PLATFORM (1930).....1 (includes 4 each, item 4)	1
19	48385GT	ARM-#3 OUTER (GS-1530).....1 (includes 8 each, item 4)	1

304.1 Scissor Assembly, GS-1930, View 2 (to serial number 631)



304.1 Scissor Assembly, GS-1930, View 2 (to serial number 631)

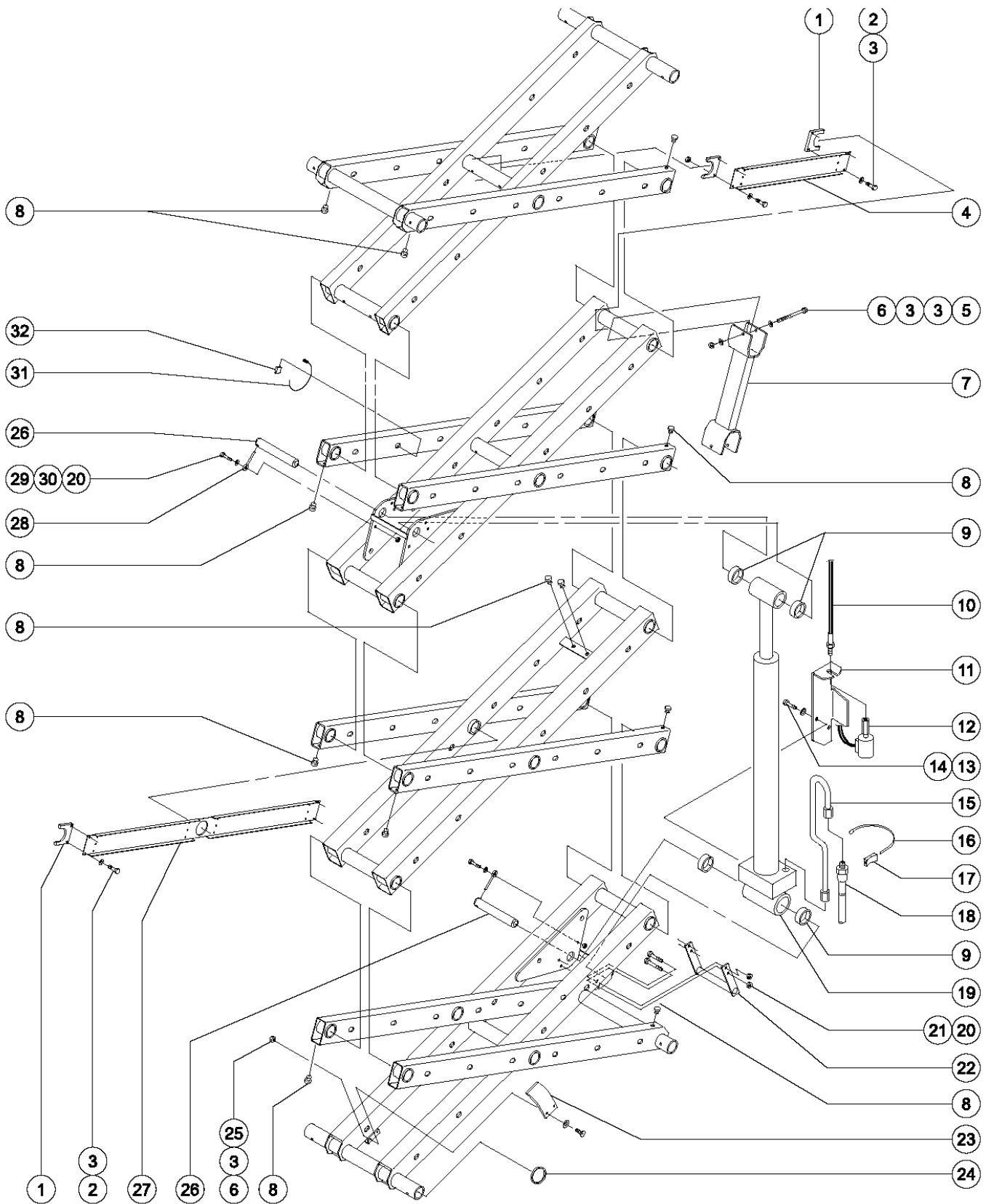
Item	Part No.	Description	Qty.
1	47164GT	SPACER,CABLE BRIDGE.....	4
2	8914GT	SCREW,HHC,1/4-20 X .625.....	8
3	6638GT	WASHER,FLAT,USS,1/4"Y.....	10
4	39440PGT	BRKT,UPPER CABLE BRIDGE,GRAY....	1
5	6115GT	SCREW,HHC,1/4-20 X 3.5.....	1
6	6091GT	NUT,NYLOCK,1/4-20.....	1
7		Ref. Safety Arm..... <i>(refer to Figure 302.3)</i>	1
8	39275GT	BEARING,1.75ID X 2"OD X .75"LG.....	4
9		Ref. Cable - Manual Lowering..... <i>(refer to Figure 202.1)</i>	4
10	41557-SGT	CABLE BRACKET,PAINTED.....	1
11	66465GT	VALVE,W/20V NC SOLENOID,MANUAL.....	1
--	84422GT	COIL-SOLENOID VALVE,20V DC***.....	1
12	7339GT	SCREW, HHC, 1/4-20 X .5.....	2
13	6356GT	WASHER,LOCK,.25.....	2
14	47012GT	FLARE TUBE ASSY,LIFT CYLINDER.....	1
15	66098GT	CABLE TIE,9" X .5.....	1
16	47046GT	CABLE TIE MOUNT.....	1
17		Ref. Hydraulic Hoses and Fittings..... <i>(refer to Figure 213.1)</i>	1
18	58145GT	CYLINDER UPDATE GS-1930..... <i>(to SN 23567) (complete)</i>	1
--	39274GT	BEARING,1.75IDX2.00ODX2.50L..... <i>(4.5 x 5.1 x 6.4 cm)</i>	1
--	39878GT	CONNECTOR,070120-6-6.....	1
--	44249GT	SEAL KIT 46221 & 46222(SCISR)..... <i>(Taxes Hydraulic)</i>	1
--	55558GT	ORIFICE,LONG, .037***..... <i>(0.94 mm)</i>	1
--	55715GT	CYLINDER-LIFT,GS30..... <i>(included in update kit 58145, used from SN 23568)</i>	1
19	4828GT	NUT,NYLOCK,3/8-16.....	4
20	6019GT	SCREW,HHC,3/8-16 X 1.25 GRD 5.....	4
21	39270PGT	POTHOLE ACTUATOR PUSHER WLDMT.....	1
22	18384GT	SNAP RING,EXTERNAL,1.75 DIA..... <i>(4.44 cm)</i>	4
23	39127GT	WASHER,SCIS ARM,1.79X2.25X.120....	4
24	39096GT	PIN,1.75 X 8.686"LG.,SCR..... <i>(23.37 x 4.445 cm)</i>	2
25	47230GT	BUMPER,RUBBER..... <i>(3.2 cm)</i>	20
26	47711PGT	BRACKET,MAIN CABLE BRIDGE..... <i>(to SN 50515)</i>	1
26	78686GT	FORMING,CABLE BRIDGE,MAIN***..... <i>(from SN 50516)</i>	1

Item	Part No.	Description	Qty.
27	21121GT	CABLE TIE,4" BLK,HEAT RESISTNT.... 1 <i>(10.2 cm)</i>	10
28	39560GT	CLIP,CABLE TIE MOUNT..... 1	10

Footnotes

1: Quantity listed for this item is approximate. Actual quantity may vary to ensure proper fit.

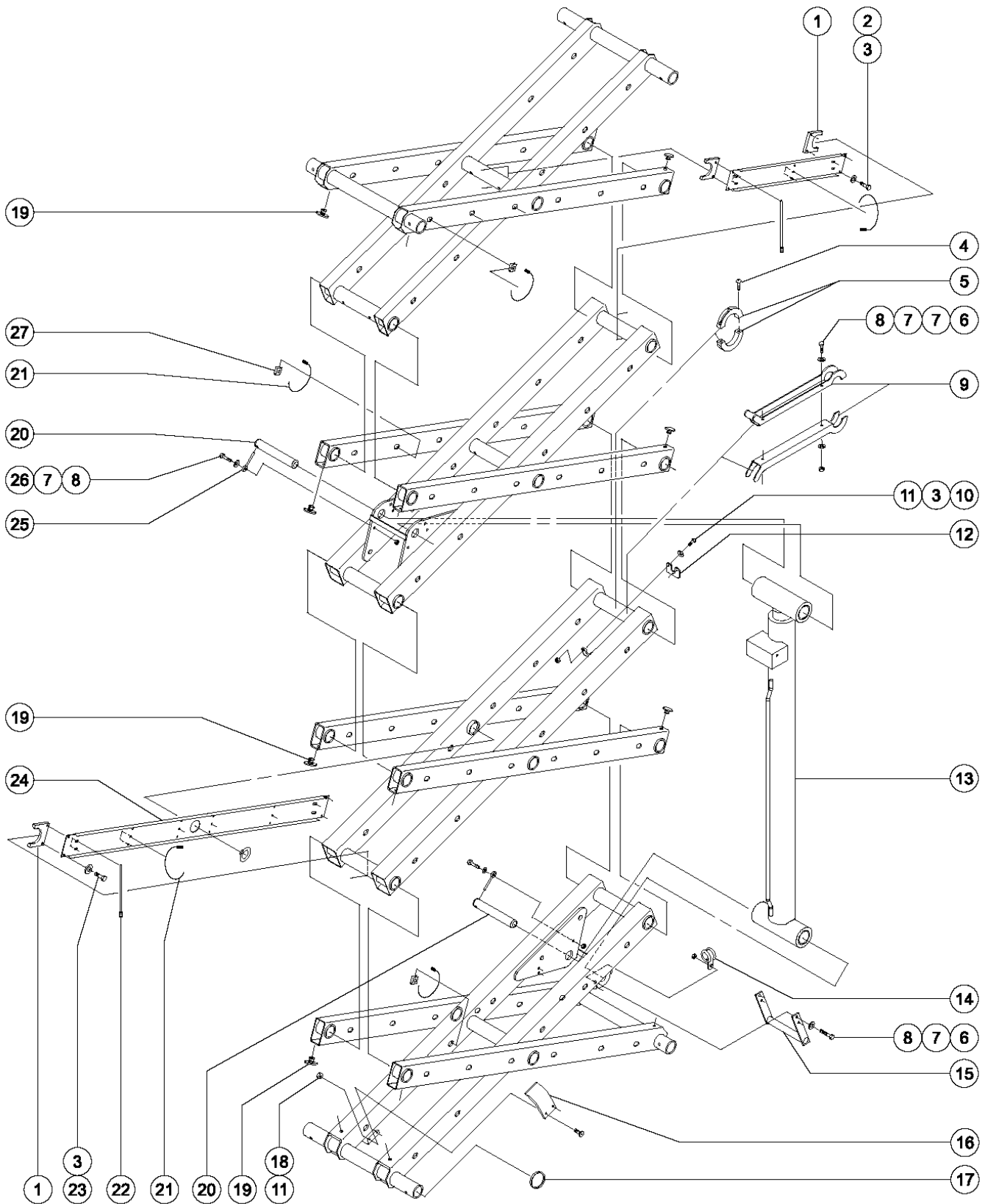
304.2 Scissor Assembly, GS-1930, View 2 (from serial number 632 to 23567)



304.2 Scissor Assembly, GS-1930, View 2 (from serial number 632 to 23567)

Item	Part No.	Description	Qty.	Item	Part No.	Description	Qty.
1	47164GT	SPACER,CABLE BRIDGE.....	4	25	6090GT	SCREW,HHC,1/4-20 X .75.....	2
2	8914GT	SCREW,HHC,1/4-20 X .625.....	8	26	39096GT	PIN,1.75 X 8.686"LG.,SCR..... <i>(to SN 2130) (23.37 x 4.445 cm)</i>	2
3	6638GT	WASHER,FLAT,USS,1/4"Y.....	12	26A	47666GT	PIN,1.50DIAX9.13LG,1HOLE..... <i>(from SN 2131) (22.73 x 3.81 cm)</i>	2
4	39440PGT	BRKT,UPPER CABLE BRIDGE,GRAY....	1	27	47711PGT	BRACKET,MAIN CABLE BRIDGE.....	1
5	6115GT	SCREW,HHC,1/4-20 X 3.5.....	1	28	825019GT	ROD END,.375X3.69,ZAG..... <i>(0.95 x 8.2 cm)</i>	2
6	6091GT	NUT,NYLOCK,1/4-20.....	3	29	8516GT	SCREW, HCC, 3/8-16 X 1.50.....	2
7		Ref. Safety Arm..... <i>(refer to Figure 302.3)</i>	3	30	6097GT	WASHER,FLAT,USS,3/8",Y.....	2
8	47502GT	BUMPER,1.25 INCH O.D.,SCISSORS.....	22	31	21121GT	CABLE TIE,4" BLK,HEAT RESISTNT.... 1 <i>(10.2 cm)</i>	10
9	39275GT	BEARING,1.75ID X 2"OD X .75"LG..... <i>(4.45 x 5.08 x 1.91 cm)</i>	4	32	39560GT	CLIP,CABLE TIE MOUNT..... 1	10
10		Ref. Cable - Manual Lowering..... <i>(refer to Figure 202.1 or 202.2)</i>	4	Footnotes			
11	41557-SGT	CABLE BRACKET,PAINTED.....	1	1: Quantity listed for this item is approximate. Actual quantity may vary to ensure proper fit.			
12	66465GT	VALVE,W/20V NC SOLENOID,MANUAL.....	1				
--	84422GT	COIL-SOLENOID VALVE,20V DC***.....	1				
13	7339GT	SCREW, HHC, 1/4-20 X .5.....	2				
14	6356GT	WASHER,LOCK,.25.....	2				
15	47012GT	FLARE TUBE ASSY,LIFT CYLINDER....	1				
16	66098GT	CABLE TIE,9" X .5.....	1				
17	47046GT	CABLE TIE MOUNT.....	1				
18		Ref. Hydraulic Hoses and Fittings..... <i>(refer to Figure 213.1)</i>	1				
19	58145GT	CYLINDER UPDATE GS-1930..... <i>(to SN 23567)</i>	1				
--	39274GT	BEARING,1.75IDX2.00ODX2.50L..... <i>(to SN 2130)</i>	1				
--	39878GT	CONNECTOR,070120-6-6.....	1				
--	44249GT	SEAL KIT 46221 & 46222(SCISR)..... <i>(Texas Hydraulic) (Cylinder 47713)</i>	1				
--	45071GT	BEARING,1.5IDX1.75ODX1.5L..... <i>(from Sn 2131)</i>	1				
--	55558GT	ORIFICE,LONG, .037***..... <i>(0.94 mm)</i>	1				
--	55715GT	CYLINDER-LIFT,GS30..... <i>(included in update kit 58145, used from SN 23568)</i>	1				
--	78910GT	SEAL KIT, 55715 DY LIFTCYL..... <i>(Dong Yang)</i>	1				
20	4828GT	NUT,NYLOCK,3/8-16.....	6				
21	6019GT	SCREW,HHC,3/8-16 X 1.25 GRD 5.....	4				
22	39270PGT	POTHOLE ACTUATOR PUSHER WLDMT.....	1				
23	47566-SGT	PLATE,LIFT ARM CAM 1930,32,46.....	1				
24	39127GT	WASHER,SCIS ARM,1.79X2.25X.120....	1				

304.3 Scissor Assembly, GS-1930, View 2 (from serial number 23568 to 50515)



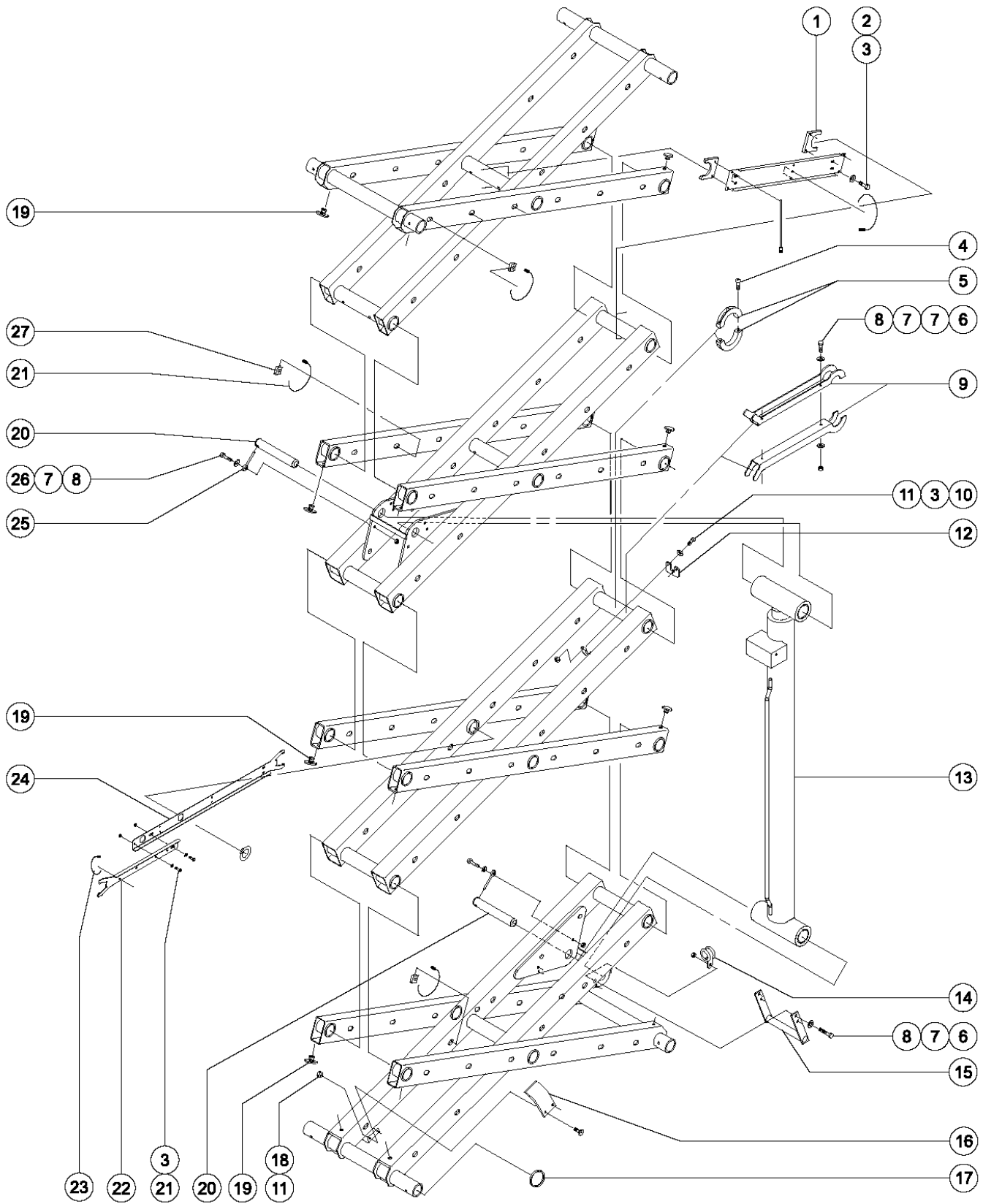
304.3 Scissor Assembly, GS-1930, View 2 (from serial number 23568 to 50515)

Item	Part No.	Description	Qty.
1	39440PGT	BRKT,UPPER CABLE BRIDGE,GRAY....1	
1	47164GT	SPACER,CABLE BRIDGE.....2	
2	8914GT	SCREW,HHC,1/4-20 X .625.....4	
3	6638GT	WASHER,FLAT,USS,1/4"Y.....11	
4	11966GT	SCREW,BHHS,1/4-20 X 1.5.....2	
5	55487GT	CROSS TUBE COLAR, GS30\32.....1	
6	6019GT	SCREW,HHC,3/8-16 X 1.25 GRD 5.....6	
7	6097GT	WASHER,FLAT,USS,3/8",Y.....10	
8	4828GT	NUT,NYLOCK,3/8-16.....8	
9	58000GT	SAFETY CHOCK,SCISSOR.....1	
10	6888GT	SCREW,HHC,1/4-20 X 1.....3	
11	6091GT	NUT,NYLOCK,1/4-20.....5	
12	55336GT	CHOCK STOP CUSHION.....1	
13		Ref. Lift Cylinder Assembly.....1 (refer to Figure 305.1)	
14	45454GT	CLAMP,RUB CUSH,0.75,#12 X 3/8*.....8	
15	39270PGT	POTHOLE ACTUATOR PUSHER WLDMT.....1	
16	47566PGT	PLATE,LIFT ARM CAM,PAINTED.....1	
17	39127GT	WASHER,SCIS ARM,1.79X2.25X.120....1	
18	8514GT	SCREW,FHS,1/4-20 X .75.....2	
19	47502GT	BUMPER,1.25 INCH O.D.,SCISSORS.....16 (3.2 cm)	
20	47666GT	PIN,1.50DIA X 9.13LG,1HOLE.....2 (22.73 x 3.81 cm)	
21	28443GT	CABLE TIE,11.5" BLACK.....1 (29.2 cm)	
22	66098GT	CABLE TIE,9" X .5.....4 (22.9 cm)	
23	8914GT	SCREW,HHC,1/4-20 X .625.....4	
24	47711PGT	BRACKET,MAIN CABLE BRIDGE.....1 (to SN 50515)	
25	825019GT	ROD END,.375X3.69,ZAG.....2 (0.95 x 8.2 cm)	
26	8516GT	SCREW, HCC, 3/8-16 X 1.50.....2	
27	39560GT	CLIP,CABLE TIE MOUNT.....10 1	

Footnotes

1: Quantity listed for this item is approximate.
Actual quantity may vary to ensure proper fit.

304.4 Scissor Assembly, GS-1930, View 2 (from serial number 50516)



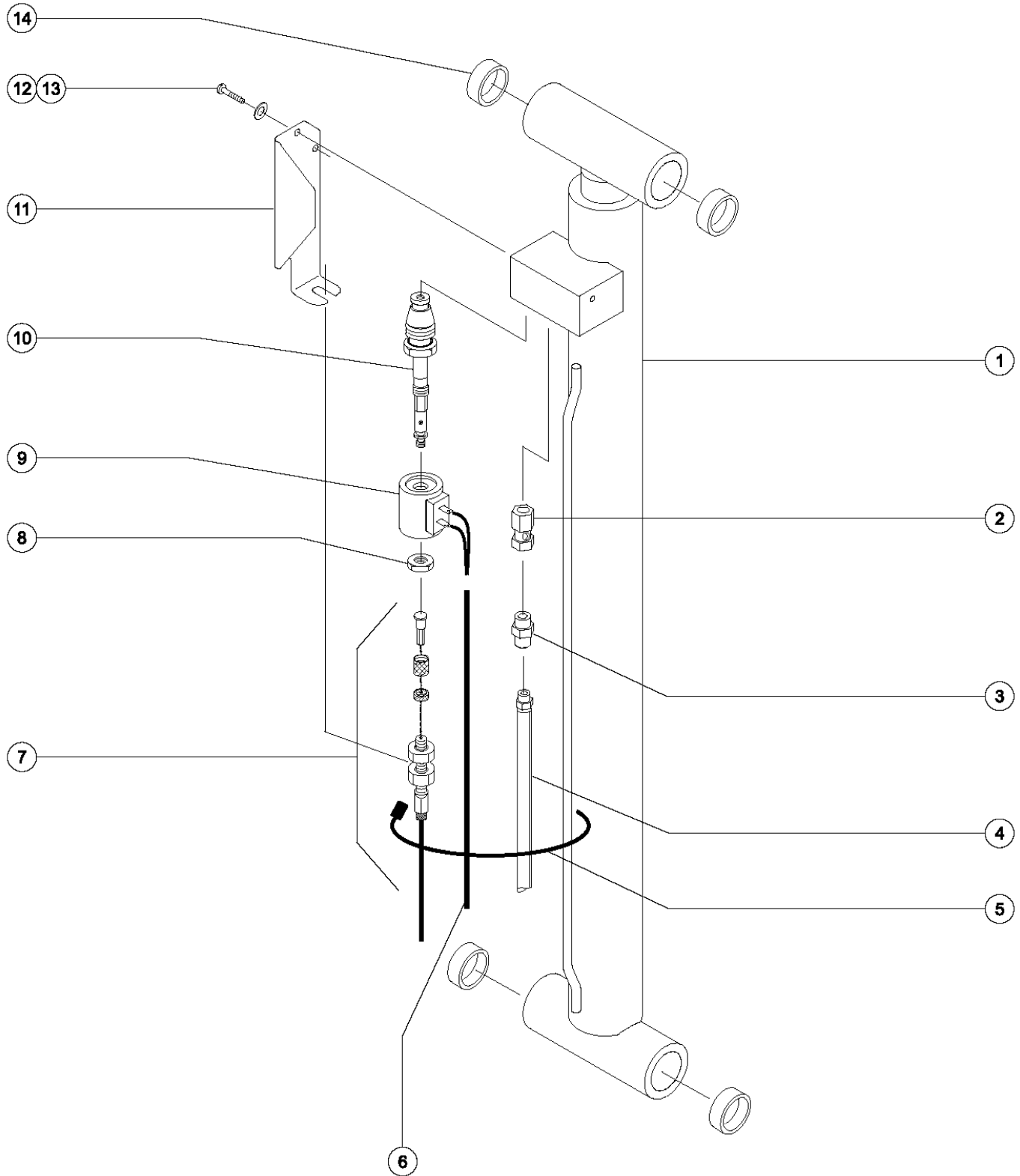
304.4 Scissor Assembly, GS-1930, View 2 (from serial number 50516)

Item	Part No.	Description	Qty.
1	39440PGT	BRKT,UPPER CABLE BRIDGE,GRAY....1	
1	47164GT	SPACER,CABLE BRIDGE.....2	
2	8914GT	SCREW,HHC,1/4-20 X .625.....4	
3	6638GT	WASHER,FLAT,USS,1/4"Y.....11	
4	11966GT	SCREW,BHHS,1/4-20 X 1.5.....2	
5	55487GT	CROSS TUBE COLAR, GS30\32.....1	
6	6175GT	SCREW,HHC,3/8-16 X 1.....4	
7	6097GT	WASHER,FLAT,USS,3/8",Y.....6	
8	4828GT	NUT,NYLOCK,3/8-16.....4	
9	58000GT	SAFETY CHOCK,SCISSOR.....1	
10	6888GT	SCREW,HHC,1/4-20 X 1.....3	
11	6091GT	NUT,NYLOCK,1/4-20.....5	
12	55336GT	CHOCK STOP CUSHION.....1	
13		Ref. Lift Cylinder Assembly.....1 (refer to Figure 305.1)	
14	45454GT	CLAMP,RUB CUSH,0.75,#12 X 3/8*.....8	
15	39270PGT	POTHOLE ACTUATOR PUSHER WLDMT.....1	
16	47566-SGT	PLATE,LIFT ARM CAM 1930,32,46.....1	
17	39127GT	WASHER,SCIS ARM,1.79X2.25X.120....1	
18	8514GT	SCREW,FHS,1/4-20 X .75.....2	
19	47502GT	BUMPER,1.25 INCH O.D.,SCISSORS.....16 (3.2 cm)	
20	47666GT	PIN,1.50DIA X 9.13LG,1HOLE.....2 (22.73 x 3.81 cm)	
21	28443GT	CABLE TIE,11.5" BLACK.....1 (29.2 cm)	
22	78687GT	FORMING, CABLE BRIDGE, UPPER.....1	
23	66098GT	CABLE TIE,9" X .5.....2	
24	78686GT	FORMING,CABLE BRIDGE,MAIN***.....1	
25	825019GT	ROD END,.375X3.69,ZAG.....2 (0.95 x 8.2 cm)	
26	8516GT	SCREW, HCC, 3/8-16 X 1.50.....2	
27	39560GT	CLIP,CABLE TIE MOUNT.....10 1	

Footnotes

1: Quantity listed for this item is approximate.
Actual quantity may vary to ensure proper fit.

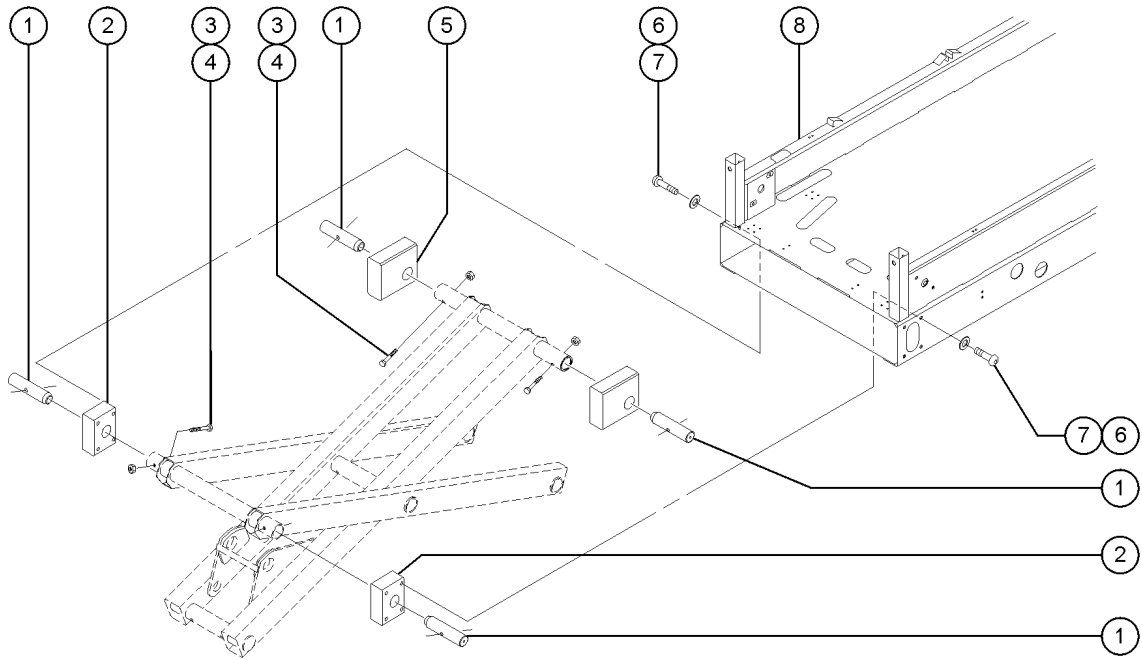
305.1 Lift Cylinder Assembly, GS-1530, GS-1930 (from serial number 23568)



305.1 Lift Cylinder Assembly, GS-1530, GS-1930 (from serial number 23568)

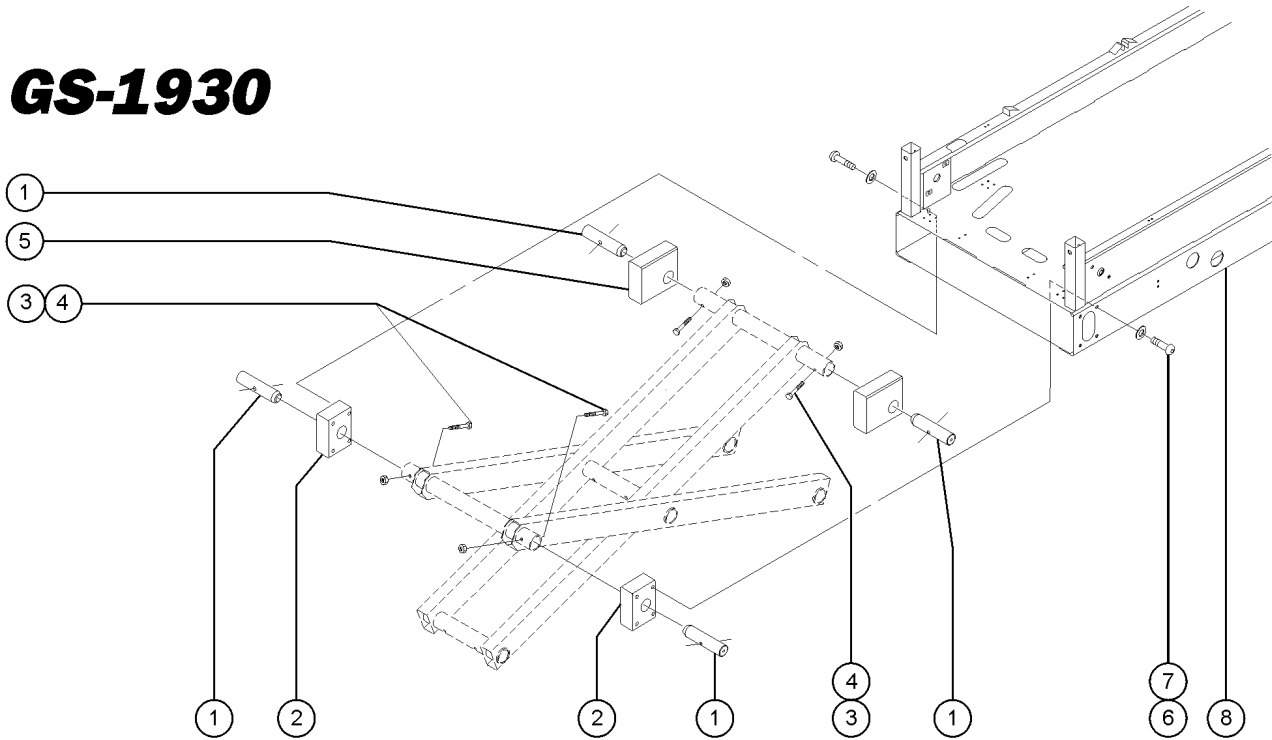
Item	Part No.	Description	Qty.
--	58146GT	CYL.ASSY,1530*** (includes orifice and fitting)	
--	58147GT	CYL.ASSY,1930 (includes orifice and fitting)	
--			
1	55715GT	CYLINDER-LIFT,GS30.....	1
--	66469GT	SEAL KIT, 55715 TX LIFTCYL (Texas Hydraulic)	
--	78910GT	SEAL KIT, 55715 DY LIFTCYL.....	1
		(Dong Yang)	
2	55558GT	ORIFICE, LONG, .037***.....	1
		GS-1930 (0.94 mm)	
2	55559GT	ORIFICE, LONG, .046.....	1
		GS-1530 (1.17 mm)	
3	39878GT	CONNECTOR,070120-6-6.....	1
4		Ref. Hose Assembly.....	1
		(refer to Figure 214.1 or 214.2)	
5	28443GT	CABLE TIE, 11.5" BLACK.....	3
		(29.21 cm)	
6		Ref. Wire Harness (consult factory).....	3
7		Ref. Cable - Manual Platform Lowering... (refer to Figure 202.3 or 202.4)	3
8	44973GT	NUT, COIL (39909).....	1
9	84422GT	COIL-SOLENOID VALVE, 20V DC***.....	1
10	66465GT	VALVE, W/20V NC SOLENOID, MANUAL.....	1
		(includes items 8 and 9)	
--	44979GT	SEAL KIT, 39909, PLAT LWR VALVE*.....	1
11	41557-SGT	CABLE BRACKET, PAINTED.....	1
12	7339GT	SCREW, HHC, 1/4-20 X .5.....	2
13	6356GT	WASHER, LOCK, .25.....	2
14	65738GT	BUSHING 1.5X1.75X2.5.....	4
		(4.45 x 5.1 x 6.35 cm)	

401.1 Platform Installation



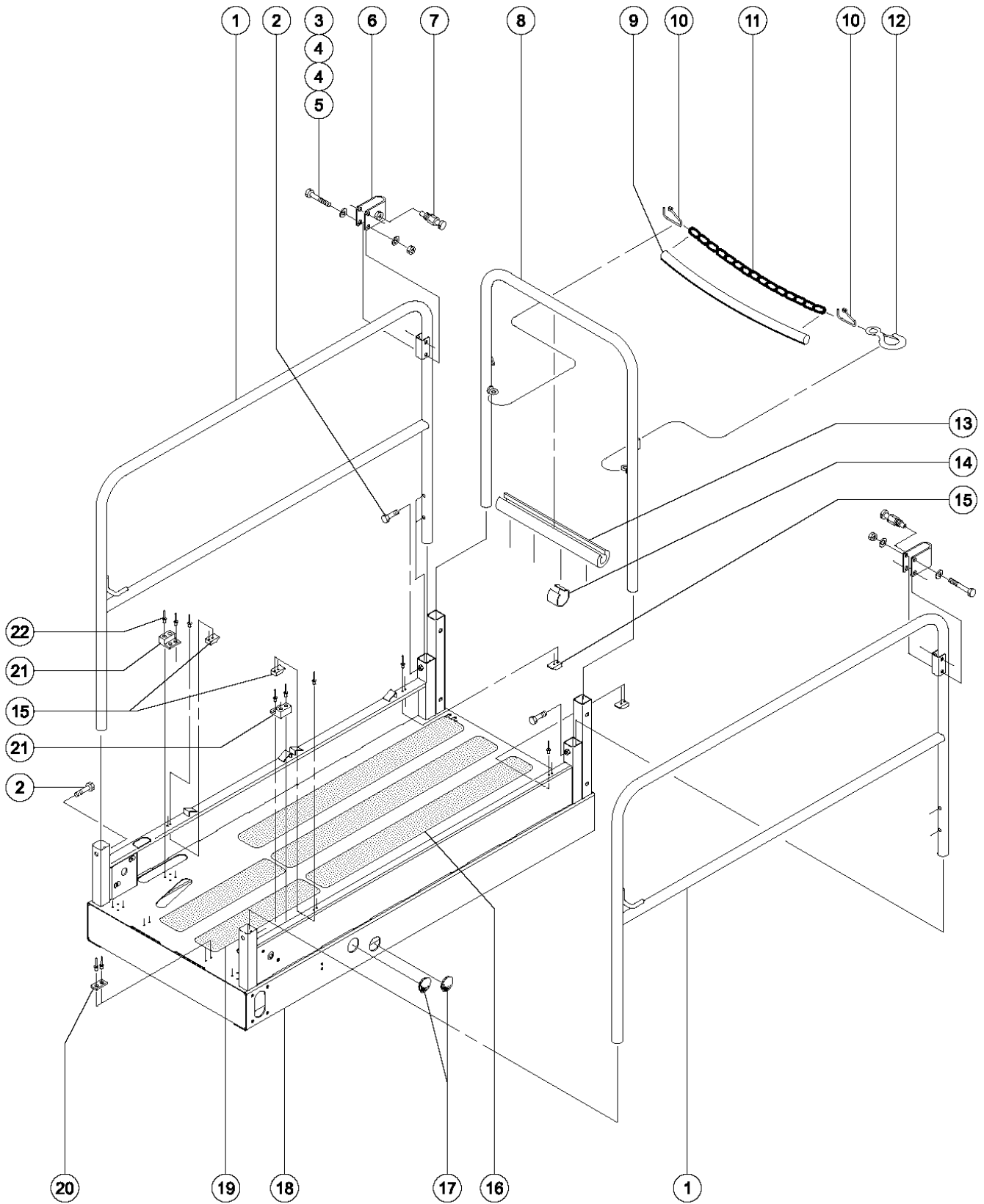
GS-1530

GS-1930



Item	Part No.	Description	Qty.
1	39095GT	PIN,1.75DIAX7.35LG,CHAMFER.....4 (18.67 x 4.445 cm)	4
2	47160GT	BLOCK, PLATFORM ANCHOR.....2	2
3	14033GT	SCREW,HHC,3/8-16 X 2.75.....4	4
4	4828GT	NUT,NYLOCK,3/8-16.....4	4
5	131426GT	SLIDER BLOCK,PLATFORM.....2	2
6	36874GT	SCREW,BHHS,3/8-16 X 2.5.....8	8
7	6021GT	WASHER,LOCK,.375.....8	8
8		Ref. Platform Assembly.....8 (refer to 402.1, 403.1, 404.1, 405.1, and 406.1)	8

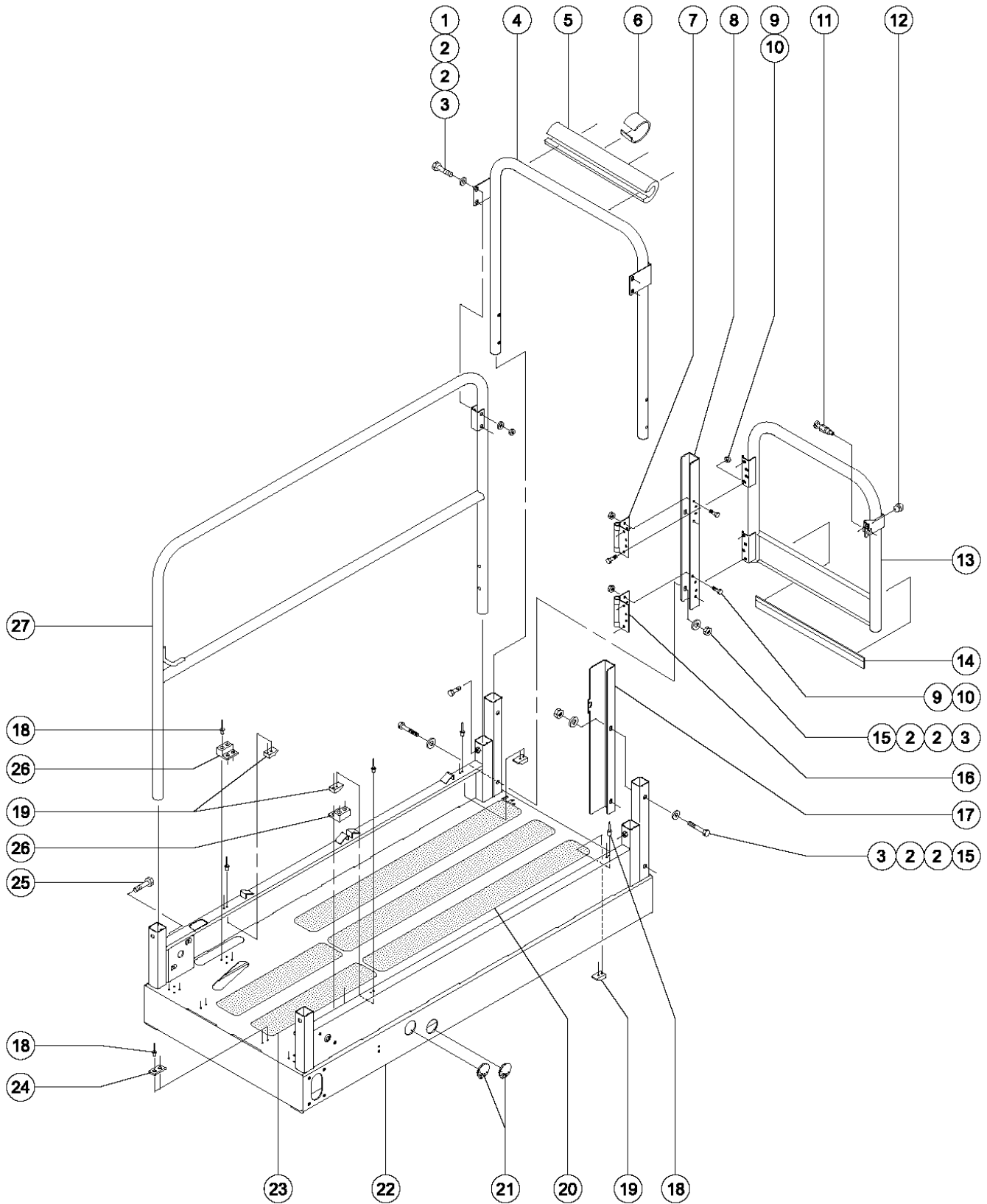
402.1 Platform Railings with Entry Chain - Round Tube



402.1 Platform Railings with Entry Chain - Round Tube

Item	Part No.	Description	Qty.
1	39046GT	WELDMENT,PLATFORM RAILING,30....2	
2	39478GT	SCREW,HHC,3/8-16 X 2 FULL THRD....4	
3	8178GT	SCREW,HHC,3/8-16 X 2.5.....4	
4	6097GT	WASHER,FLAT,USS,3/8",Y.....8	
5	4828GT	NUT,NYLOCK,3/8-16.....4	
6	39341-SGT	PLATFORM RAIL SNAP PIN BRACKET.....2	
7	47138GT	PIN,SNAP,ENTRY RAIL.....2	
8	39342PGT	WELDMENT,PLATFORM GATE 30.....1	
9	47224GT	TUBING,PVC,1",BLACK***16-inches (41 cm)	
10	96163GT	LINK,(SPLIT) OPEN-END.....2	
11	39509GT	CHAIN,3/16,OPEN LINK 22.5".....1 (54.6 cm)	
12	39510GT	RIGID EYE SNAP.....1	
13	47188GT	FOAM,CLOSED CELL 1.75X.250X18"....1 (3.5 x 0.64 x 46 cm)	
14	33550GT	TAPE,WARNING,BLK/YEL, 50***.....1 (1 roll)	
15	39317GT	STOP PLATFORM ROLLER.....4 (4.14 x 2.5 cm)	
16	47098GT	TAPE,NON-SKID,DIE CUT,4"X 40".....4 (10.2 x 101.6 cm)	
17	45840GT	PLUG,NYLON 2.00 BLACK DOMED.....2 (5.1 cm)	
18	46248GT	PLAT. ASSY.W/DECALS GS-1530.....1 (ANSI, CSA) (includes items 16, 2 each, items 17, 20, 4 each, items 15 and 21, 28 each, item 22)	
18A	48670GT	PLAT.ASY.W/DECALS(GS-1530)CE.....1 (includes items 16, 2 each, items 17, 20, 4 each, items 15 and 21, 28 each, item 22)	
18B	44741GT	PLAT. ASSY.W/DECALS GS-1930.....1 (ANSI, CSA) (includes items 16, 2 each, items 17, 20, 4 each, items 15 and 21, 28 each, item 22)	
18C	48671GT	PLAT.ASY.W/DECALS(GS-1930)CE.....1 (includes items 16, 2 each, items 17, 20, 4 each, items 15 and 21, 28 each, item 22)	
19	47231GT	TAPE,NON-SKID,DIE CUT,4"X 16".....2 (10.2 x 40.6 cm)	
20	39474GT	WEAR PAD,PLATFORM.....2 (5.1 x 2.5 x 0.64 cm)	
21	39310GT	WEAR/GUIDE PAD MAIN PLATFORM...4	
22	T113787GT	RIVET,ALUM,STL,.188 X .250.....30	

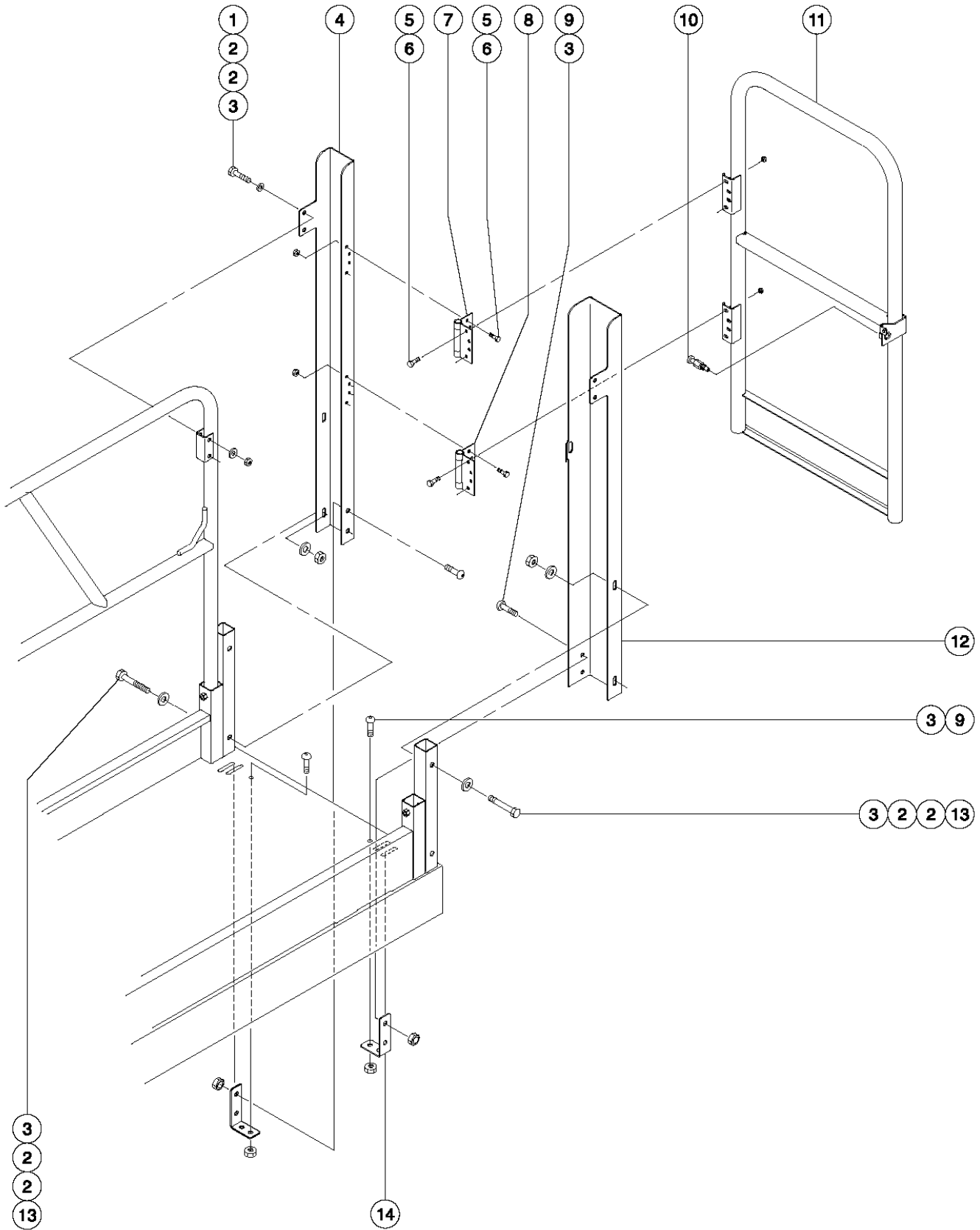
403.1 Platform Railings with Entry Gate - Round Tube



403.1 Platform Railings with Entry Gate - Round Tube

Item	Part No.	Description	Qty.
--	46978GT	SWING GATE-INSTALL KIT-GS15/1930 <i>round tube</i>	
1	6708GT	SCREW,HHC,3/8-16 X 2.25.....	4
2	6097GT	WASHER,FLAT,USS,3/8",Y.....	16
3	4828GT	NUT,NYLOCK,3/8-16.....	8
4	47370GT	WELDMENT,ENTRY RAIL 30..... <i>(ANSI, CSA)</i>	1
5	47188GT	FOAM,CLOSED CELL 1.75X.250X18".... <i>(3.5 x 0.64 x 46 cm)</i>	1
6	33550GT	TAPE,WARNING,BLK/YEL, 50****..... <i>(1 roll)</i>	1
7	47524GT	HINGE,CLOSING (SPRING) 4 X 4.....	1
8	47148-SGT	BRACKET,HINGE MOUNTING,PAINTED.....	1
9	6091GT	NUT,NYLOCK,1/4-20.....	12
10	6090GT	SCREW,HHC,1/4-20 X .75.....	12
11	47138GT	PIN,SNAP,ENTRY RAIL.....	1
12	47785GT	BUMPER,RUBBER,.63 X .63H..... <i>(from SN 2394)</i>	1
13	39603GT	WELDMENT,SWING GATE 30.....	1
13A	51326GT	WELDMENT,FULL SWING GATE CE.....	1
14	47598GT	WEATHERSTRIP,SWING GATE.....	18-inches
15	14033GT	SCREW,HHC,3/8-16 X 2.75.....	4
16	47523GT	HINGE,4 X 4.....	1
17	39608GT	BRACKET,LATCH SUPPORT.....	1
18	T113787GT	RIVET,ALUM,STL,.188 X .250.....	24
19	39317GT	STOP PLATFORM ROLLER..... <i>(4.14 x 2.5 cm)</i>	4
20	47098GT	TAPE,NON-SKID,DIE CUT,4"X 40"..... <i>(10.2 x 101.6 cm)</i>	4
21	45840GT	PLUG,NYLON 2.00 BLACK DOMED..... <i>(5.1 cm)</i>	2
22		Ref Platform Assembly..... <i>(refer to Figure 405.1)</i>	2
23	47231GT	TAPE,NON-SKID,DIE CUT,4"X 16"..... <i>(10.2 x 40.6 cm)</i>	2
24	39474GT	WEAR PAD,PLATFORM..... <i>(5.1 x 2.5 x 0.64 cm)</i>	2
25	6019GT	SCREW,HHC,3/8-16 X 1.25 GRD 5.....	4
26	39310GT	WEAR/GUIDE PAD MAIN PLATFORM.... <i>(5.08 x 5.03 x 2.54 cm)</i>	4
27	39046GT	WELDMENT,PLATFORM RAILING,30....	2

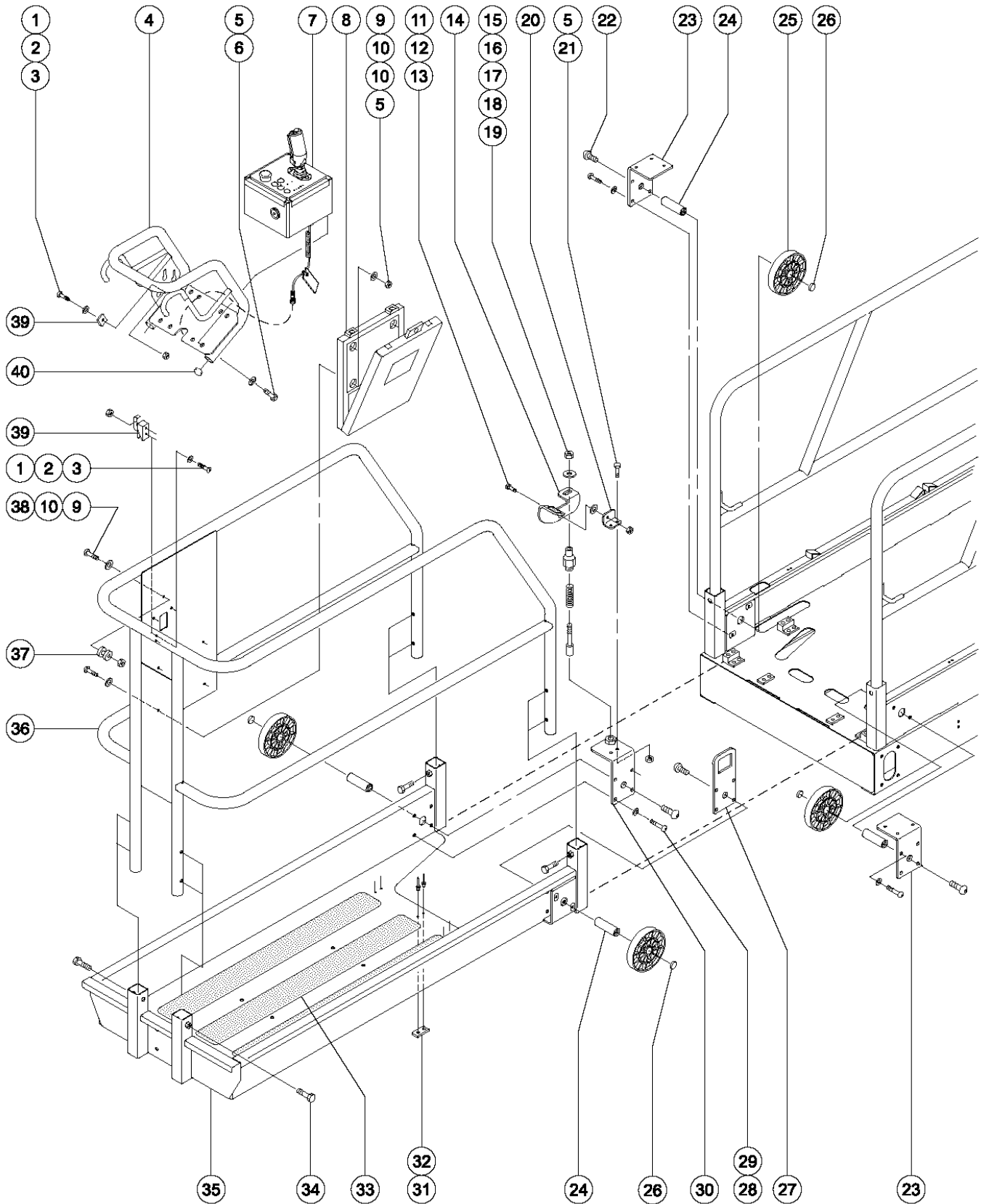
404.1 Platform Entry Gate Installation - Round Tube



404.1 Platform Entry Gate Installation - Round Tube

Item	Part No.	Description	Qty.
1	8178GT	SCREW,HHC,3/8-16 X 2.5.....	4
2	6097GT	WASHER,FLAT,USS,3/8",Y.....	12
3	4828GT	NUT,NYLOCK,3/8-16.....	14
4	51320-SGT	FORMING,FULL SWING HINGE ANSI...1 (ANSI)	1
4A	51325GT	FORMING,FULL SWING HINGE CE.....1 (CE)	1
5	6090GT	SCREW,HHC,1/4-20 X .75.....	8
6	6091GT	NUT,NYLOCK,1/4-20.....	8
7	47524GT	HINGE,CLOSING (SPRING) 4 X 4.....	1
8	47523GT	HINGE,4 X 4.....	1
9	28487GT	SCREW,BHHS,3/8-16 X 1.....	6
10	47138GT	PIN,SNAP,ENTRY RAIL.....	1
11	51314GT	WELDMENT,FULL SWING GATE ANSI.....	1 (ANSI)
11A	51326GT	WELDMENT,FULL SWING GATE CE.....1 (CE)	1
12	51319-SGT	FORMING FULL SWING CATCH ANSI...1 (ANSI)	1
12A	51324GT	FORMING,FULL SWING CATCH CE.....1 (CE)	1
13	14033GT	SCREW,HHC,3/8-16 X 2.75.....	4
14	66375-SGT	BRACKET, FULL HT SWING GATE.....	2

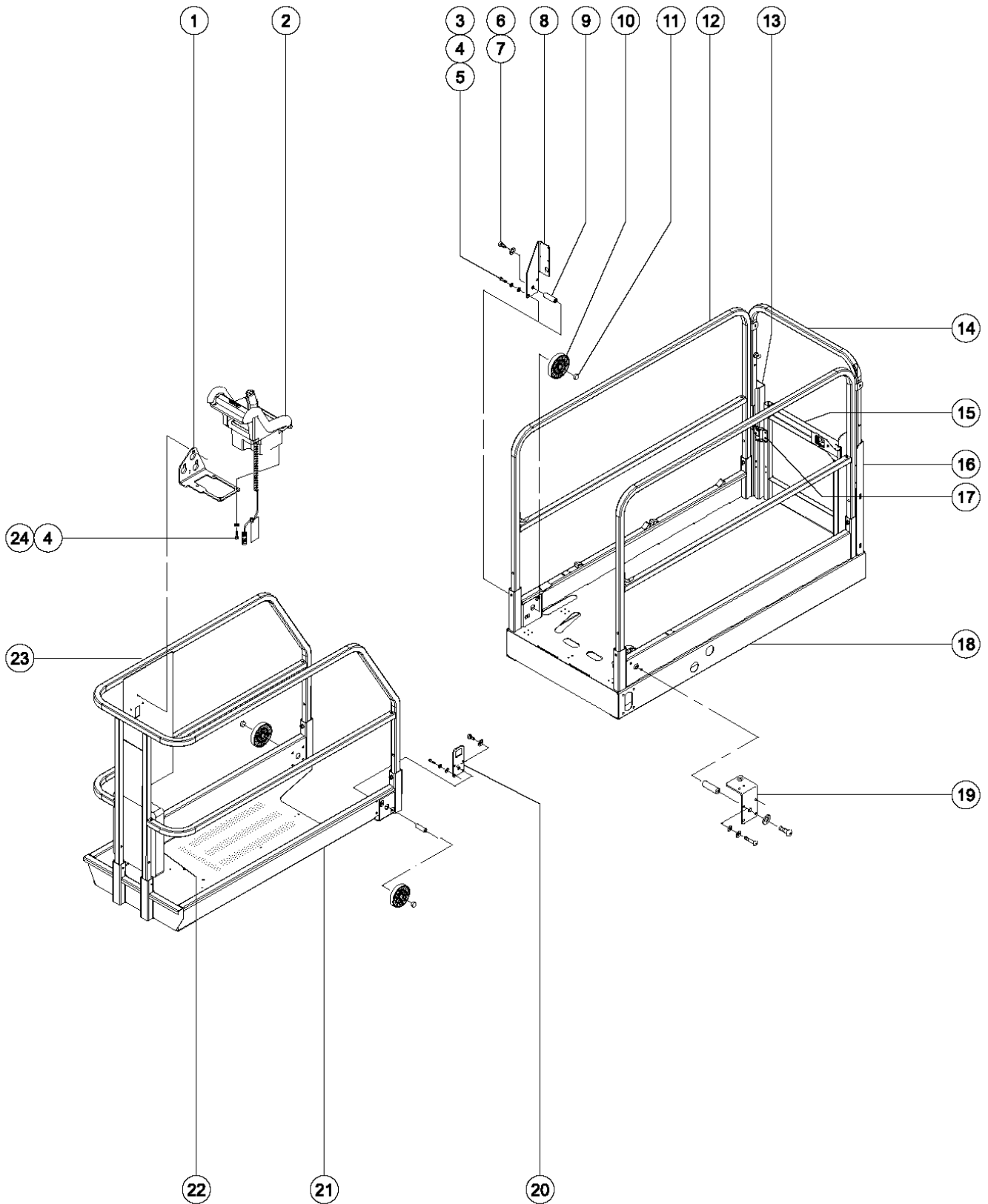
405.1 Platform Extension - Round Tube



405.1 Platform Extension - Round Tube

Item	Part No.	Description	Qty.	Item	Part No.	Description	Qty.
1	47363GT	SCREW,RHM,8-32 X .50.....	3	37	66866GT	BUTTON,JOYSTICK MOUNT,BRASS***.....	3
2	35461GT	WASHER,FLAT,MS,#8,Y.....	6	38	11968GT	SCREW,BHHS,1/4-20 X 1.....	3
3	18605GT	NUT,NYLOCK,8-32.....	3	39	47218GT	DRAW LATCH,OVER-CENTER***.....	1
4	39796GT	WELDMNT, ALUM,JOYSTICK GUARD.....	1	40	47389GT	PLUG,ROUND TUBING,1".....	2
5	6090GT	SCREW,HHC,1/4-20 X .75.....	10				
6	6886GT	WASHER,LOCK,.313.....	4				
7		Ref. Platform Controls..... <i>(refer to 408.1, 408.2, 408.3 and 408.4)</i>	4				
8	44743GT	MANUAL BOX W/DECALS***.....	1				
9	6091GT	NUT,NYLOCK,1/4-20.....	7				
10	6638GT	WASHER,FLAT,USS,1/4"Y.....	11				
11	1259223GT	BOLT,SHS,3/8X.375X5/16-18,ZAG.....	1				
12	47222GT	WASHER,SHOULDER,NYLON.....	1				
13	6002GT	NUT,LP NYLOCK,5/16-18.....	1				
14	46260GT	FOOTPEDAL W/NON-SKID TAPE,GS**.....	1				
--	47225GT	TAPE,NON-SKID,DIE CUT,1.38X1.5.....	1				
15	7713GT	NUT, LP NYLOCK, 3/8-16.....	1				
16	6097GT	WASHER,FLAT,USS,3/8",Y.....	1				
17	41630GT	HOUSING, LOCK PIN.....	1				
18	39469GT	SPRING,COMPRESSION.485 X1.75**...1	1				
19	39470GT	PIN, LOCK.....	1				
20	47167PGT	BRACKET,FOOT PEDAL SUPPORT.....	1				
21	6889GT	NUT,LP NYLOCK,1/4-20.....	2				
22	51692GT	SCREW,BHSC,5/8-11 X 1.....	4				
23	65167GT	BRACKET ASSY-ROLLER, PLTFRM***..... <i>(includes items 22, 24 and 26)</i>	2				
24	51367GT	PIN, THREADED ROLLER.....	4				
25	47163GT	ROLLER,PLATFORM EXTENSION.....	4				
26	21279GT	BUTTON, .800 O.D. X .281.....	4				
27	51290GT	PLATFORM LANYARD..... <i>(includes items 22, 24 and 26)</i>	1				
28	39429GT	SCREW,BHHS,3/8-16 X 1.75.....	8				
29	6021GT	WASHER,LOCK,.375.....	8				
30	96413GT	WLDMT,LOCKING ROLLER SUPPORT.....	1				
31	39474GT	WEAR PAD,PLATFORM.....	3				
32	T113787GT	RIVET,ALUM,STL,.188 X .250.....	6				
33	47374GT	TAPE,NON-SKID,DIE CUT,4"X 32".....	3				
34	6019GT	SCREW,HHC,3/8-16 X 1.25 GRD 5.....	2				
35	44745GT	PLAT. EXTENSION ASSY.W/NONSKI..... <i>(includes items 31, 32 and 33)</i>	1				
36	44744GT	PLAT.EXT. RAILING ASSY.W/DECLS..... <i>(includes 4 each, items 5 and 8-10)</i>	1				

406.1 Platform Railings and Platform Extension - Square Tube

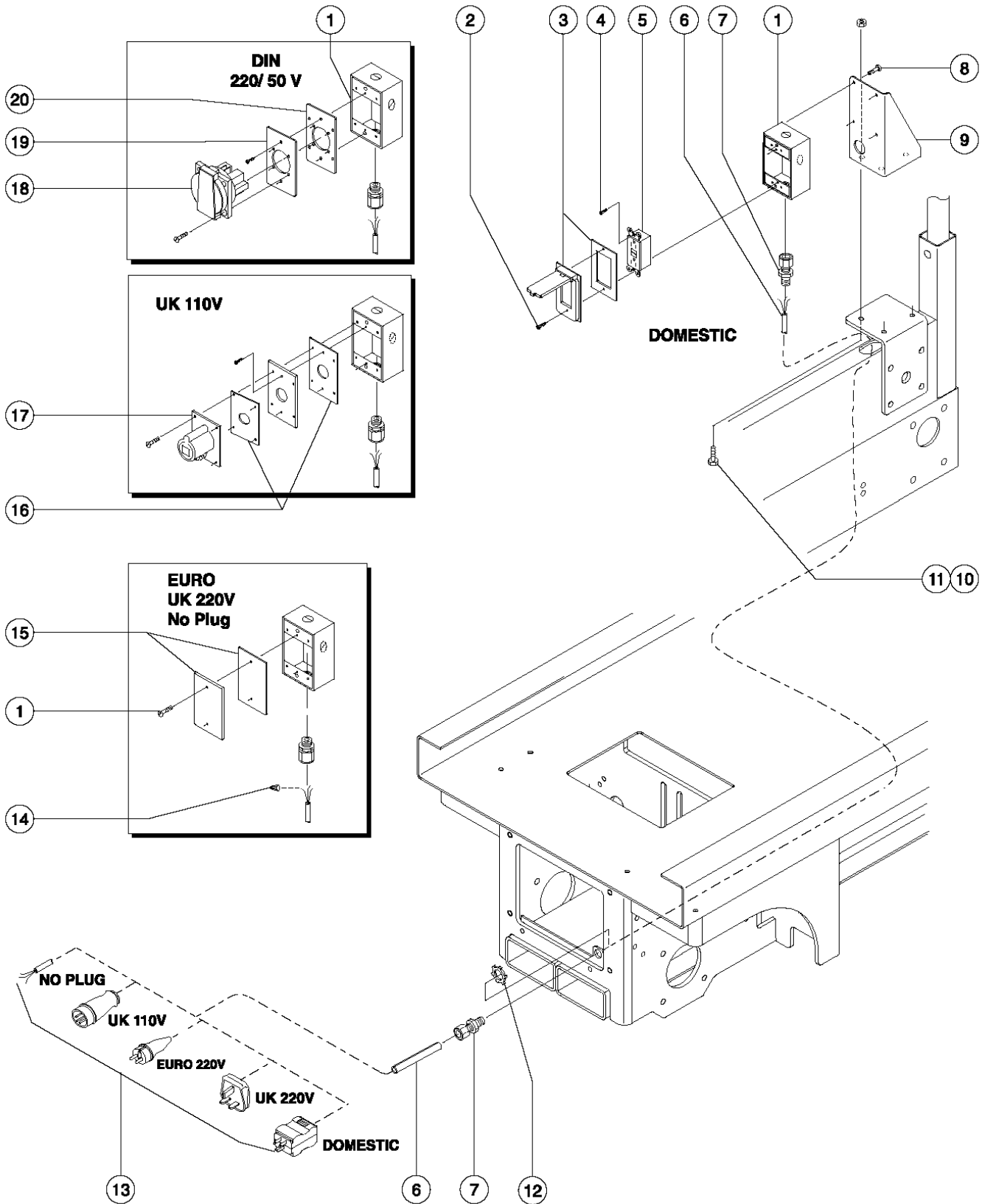


406.1 Platform Railings and Platform Extension - Square Tube

Item	Part No.	Description	Qty.	Item	Part No.	Description	Qty.
1	66685GT	BRACKET,PLAT CONTROL BOX SLAB.....	1	20	51290GT	PLATFORM LANYARD..... <i>(battery pack side)</i>	1
2		Ref. Platform Controls..... <i>(refer to Figure 408.4 or 409.3)</i>	1	21	97037GT	GS30 EXT. DECK ASSY SQ RAIL.....	1
3	5224GT	SCREW,HHC,3/8-16 X 2.....	8	--	39474GT	WEAR PAD,PLATFORM..... <i>(5.1 x 2.5 x 0.64 cm)</i>	1
4	6021GT	WASHER,LOCK, .375.....	12	--	47098GT	TAPE, NON-SKID, DIE CUT, 4" X 40"..... <i>(10.16 x 101.6 cm)</i>	1
5	5397GT	WASHER, FLAT, USS, 5/16", Y.....	8	--	66951GT	WELDMENT, EXT. PLATFORM.....	1
6	51692GT	SCREW, BHSC, 5/8-11 X 1.....	4	--	T113787GT	RIVET, ALUM, STL, .188 X .250.....	1
7	6036GT	WASHER, LOCK, .625 PLTD.....	4	22	44743GT	MANUAL BOX W/DECALS***.....	1
8	96247GT	WELDMENT, ROLLER BRACKET, RT***..... <i>(ground controls side)</i>	1	--	6090GT	SCREW, HHC, 1/4-20 X .75.....	4
9	96199GT	PIN, ROLLER.....	4	--	6091GT	NUT, NYLOCK, 1/4-20.....	7
10	47163GT	ROLLER, PLATFORM EXTENSION.....	4	--	6638GT	WASHER, FLAT, USS, 1/4" Y.....	4
11	21279GT	BUTTON, .800 O.D. X .281..... <i>(20.3 mm)</i>	4	23	97035GT	GS30 RIDGID EXT. SQ RAIL ASSY..... <i>(includes item 22)</i>	1
12	97034GT	GS30 RIDGID MAIN SIDE SQ RAIL.....	2	24	8255GT	SCREW, HHC, 3/8-16 X .75.....	4
13	66883GT	FORMING, HALF GATE HINGE.....	1				
14	66949GT	WELDMENT, CHAIN ENTRY GATE..... <i>(shown)</i>	1				
14A	97280GT	CHAIN GATE KIT, GS30..... <i>(weldment 66949 included)</i>	1				
15	66551GT	WELDMENT, HALF GATE.....	1				
--	22446GT	SPRING, COMPRESSION .835 X 2..... <i>for 65990-S</i>	1				
--	4828GT	NUT, NYLOCK, 3/8-16..... <i>for 65990-S</i>	1				
--	5224GT	SCREW, HHC, 3/8-16 X 2..... <i>for 65990-S</i>	1				
--	65990-SGT	KIT, GATE LATCH..... <i>includes 22446, 5224, 4828, and 66544, listed below</i>	1				
--	66544GT	LATCH HANDLE <i>for 65990-S</i>					
16	78107GT	FORMING, HALF GATE CATCH.....	1				
17	104804GT	HINGE, SPRING, LONG LEG..... <i>(includes mounting fasteners)</i>	2				
--	6091GT	NUT, NYLOCK, 1/4-20.....	2				
--	6637GT	SCREW, HHC, 1/4-20 X 1.75.....	2				
--	6638GT	WASHER, FLAT, USS, 1/4" Y.....	2				
18	97036GT	GS30 MAIN DECK ASSY, 1530 ANSI..... <i>(CSA)</i>	1				
18A	97038GT	GS30 MAIN DECK ASSY, 1530 CE.....	1				
18B	97039GT	GS30 MAIN DECK ASSY, 1930 ANSI..... <i>(and CSA)</i>	1				
18C	97040GT	GS30 MAIN DECK ASSY, 1930 CE.....	1				
19	96246GT	WELDMENT, ROLLER BRACKET, LT***..... <i>(battery pack side)</i>	1				

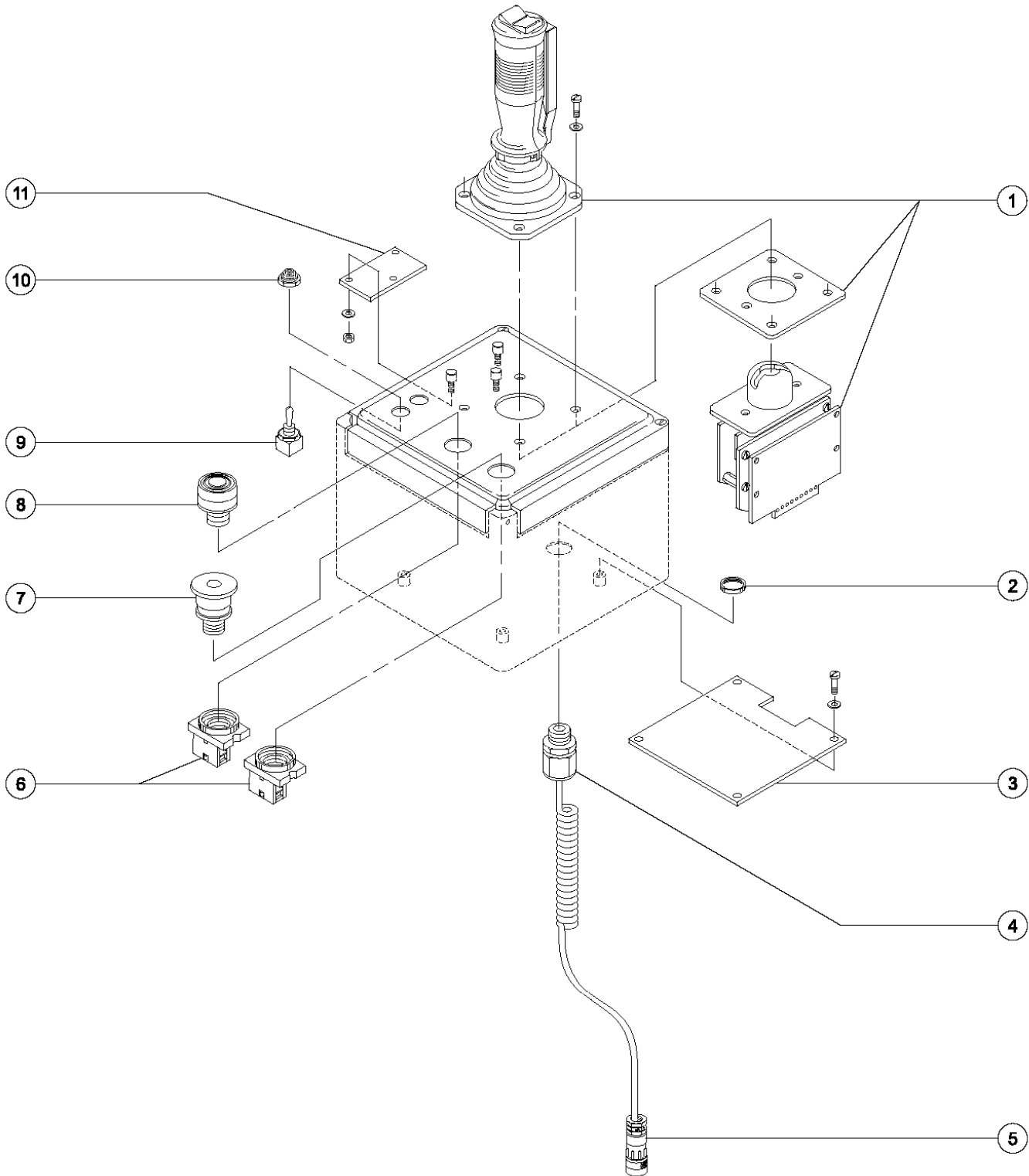


407.1 Power to Platform



Item	Part No.	Description	Qty.
1	10775GT	T-BOX, 2.75 x 4.5 x 2.0.....	1
2	7127GT	SCREW,PHILLIPS,PHM,6-32 X .75.....	2
3	45437GT	COVER,GFCI,WEATHERPROOF..... <i>(North America) (includes gasket and mounting fasteners)</i>	1
4	45546GT	SCREW,RHM,6-32 X .5.....	4
5	13585GT	OUTLET, 110V..... <i>(North America)</i>	1
6	6918GT	WIRE CABLE,16/3 SJO,BULK.....264-inches GS-1530	
6A	6918GT	WIRE CABLE,16/3 SJO,BULK.....364-inches GS-1930	
7	7056GT	CONN, SQZ, 1/2NPT .38-.50, SM**..... <i>(12.7 mm)</i>	2
8	33759GT	SCREW,PHILLIPS,PHM,8-32 X.375.....	4
9	96247GT	WELDMENT,ROLLER BRACKET,RT***	1
10	6090GT	SCREW,HHC,1/4-20 X .75.....	3
11	6091GT	NUT,NYLOCK,1/4-20.....	3
12	6935GT	LOCKNUT,ELEC,1/2".....	1
13	6595GT	PLUG,ELECTRICAL,DOMESTIC.....	1
13A	144161GT	PLUG,PWR,UK,16AMP,3PIN,BLK.....	1
13B	1280665GT	PLUG, TYPE F, 230A, 50HZ, 16A, IP44.....	1
13C	25388GT	PLUG,FUSED,250V,13AMP,U.K.**.....	1
13D		Ref. No Plug - Consult Factory.....	1
14	6626GT	WIRE CAP,ORANGE.....	3
15	10777GT	COVER,BLANK.....	1
16	33724GT	KIT,GASKET,UK POWER TO PLAT..... <i>(includes one each p/n 66355 and 66356)</i>	1
--	66346GT	GASKET, UK RECEPTACLE <i>2.9 x 2.9 inches</i>	
--	66355GT	GASKET, UK & DIN PWR. TO PLAT. <i>4.6 x 2.9 inches</i>	
--	66356GT	GASKET, UK RECEPTACLE <i>2.9 x 2.9 inches</i>	
17	T112563GT	SVC KIT,UK RECEPT.REPLACEMENT.....	1
18	66353GT	RECEPTACLE, DIN, 220V 50A.....	1
19	96236GT	PLATE,AC ADAPTER,DIN/UK***.....	1
20	33724GT	KIT,GASKET,UK POWER TO PLAT.....	1

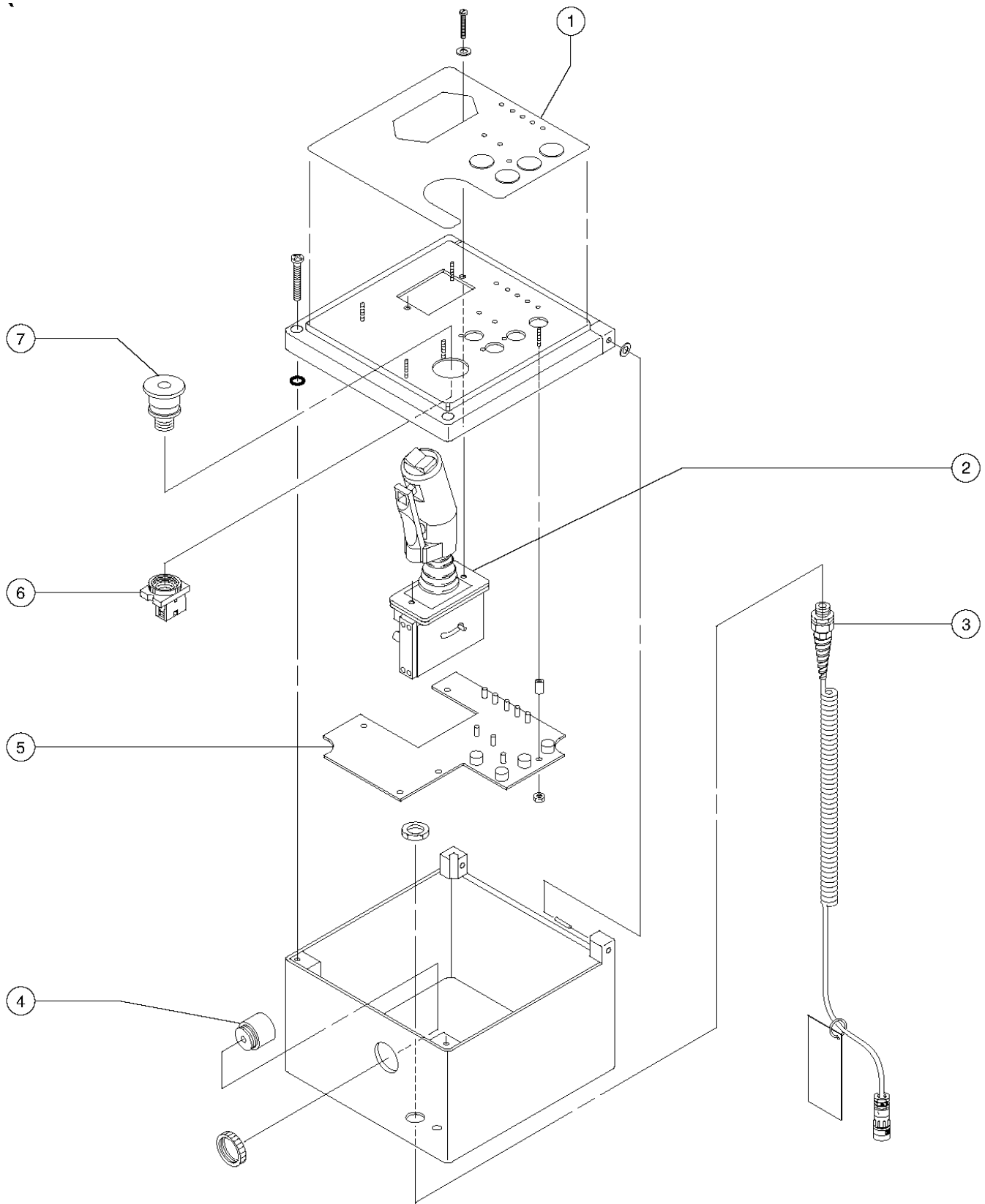
408.1 Platform Controls (to serial number 17407)



408.1 Platform Controls (to serial number 17407)

Item	Part No.	Description	Qty.
--		KIT,CONTROL BOX UPDATE,GS30 <i>(this kit upgrades units from Gen 1 thru 3 to Gen 4) obsolete, see 105295 for upgrade to Gen 5</i>	
--	105295GT	KIT,GEN1 TO GEN5 CONTRL SYS*** <i>(this kit upgrades units from Gen 1 thru 4 to Gen 5)</i>	
--	58914GT	BOX, GRAY SCISSOR CONTROLLERS	
--	65298GT	PLATFRM CNTRLS W/DECALS GS30	
1		Ref. Joystick Controller <i>(refer to Figure 409.1)</i>	
2	46267GT	NUT-STRAIN RELIEF-GS JOYSTICK~...1	
3	105295GT	KIT,GEN1 TO GEN5 CONTRL SYS***1	
4	46266GT	STRAIN RELIEF-GS JOYSTICK**~.....1	
5	46254GT	COIL CORD ASSY,GS JOYSTICK***1 <i>(includes connector)</i>	
6		Ref. Base, Switch.....2 <i>(refer to items 7 or 8)</i>	
7	66761GT	SERVICE KIT,E-STOP.....1 <i>(to SN 36365) (this is an update kit; the original E-stop button is no longer available from the supplier. Please note, if this kit has already been installed on the unit, refer to the part numbers listed below)</i>	
--	66812GT	BUTTON,PUSH,RED MUSHROOM HEAD	
--	66817GT	BASE WITH 1 NC CONTACT, E-STOP	
--	66818GT	CONTACT,NC	
8	66762GT	SERVICE KIT,E-DOWN 3246.....1 <i>(to SN 36365) (this is an update kit; the original black push button is no longer available from the supplier. Please note, if this kit has already been installed on the unit, refer to the part numbers listed below)</i>	
--	66813GT	BUTTON,PUSH,BLACK W/SEAL***	
--	66815GT	BASE, W/1 N.O. CONTACTS***	
--	66816GT	CONTACT,N.O.***	
9	66410GT	TOGGLE SWITCH, PREWIRED***1	
10	27246GT	BOOT,TOGGLE SWITCH,SHORT*.....1	
11	46253GT	PCB,ASSY,LED,GS JOYSTICK.....1	

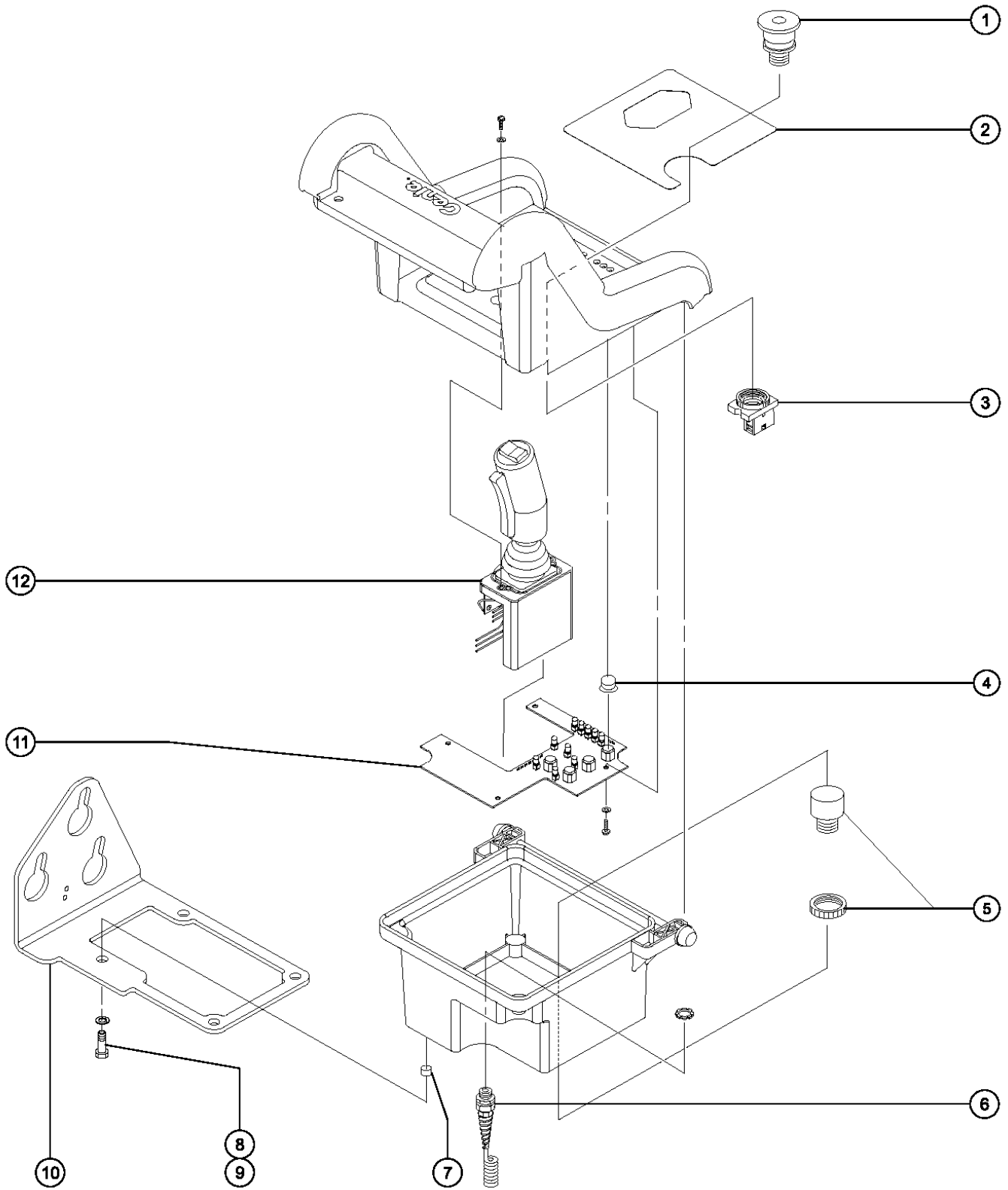
408.2 Platform Controls (from serial number 17408 to 42999)



408.2 Platform Controls (from serial number 17408 to 42999)

Item	Part No.	Description	Qty.
--	65298GT	PLATFRM CNTRLS W/DECALS GS30	
1	66157GT	OVERLAY,PLAT CONTROLLER SLAB....1	
2		Ref. Joystick Controller.....1 <i>(refer to Figure 409.2)</i>	
3	62223GT	COIL CORD-JOYSTICK, SLABS.....1 <i>(includes connector)</i>	
--	78314GT	CONNECTOR KIT,ITT CABLE/WIRE	
4	51860GT	ALARM ASSY.12VDC,ITT.....1 <i>Does not include 72326 nut</i>	
--	72326GT	NUT - PLASTIC,RING FOR ALARMS....1	
5	66158GT	PC BOARD,PLAT CNTRL,SLAB.....1	
6		Ref. Base, Push Button.....1 <i>(refer to item 7)</i>	
7	66761GT	SERVICE KIT,E-STOP.....1 <i>(to SN 36365) (this is an update kit; the original E-stop button is no longer available from the supplier. Please note, if this kit has already been installed on the unit, refer to the part numbers listed below)</i>	
--	66812GT	BUTTON,PUSH,RED MUSHROOM HEAD	
--	66817GT	BASE WITH 1 NC CONTACT, E-STOP <i>(contact with base)</i>	
--	66818GT	CONTACT,NC	

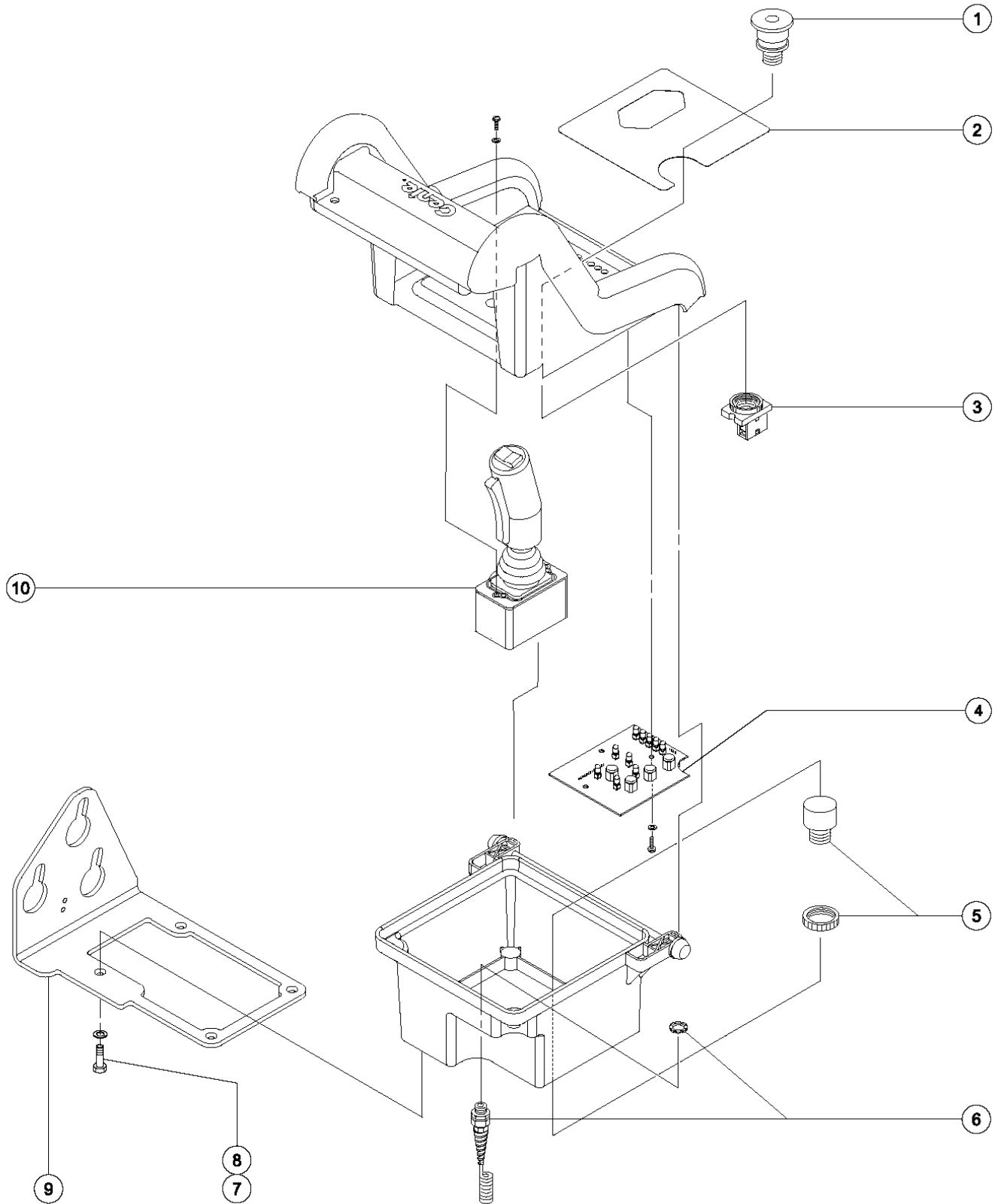
408.3 Platform Controls (from serial number 43000 to 51014)



408.3 Platform Controls (from serial number 43000 to 51014)

Item	Part No.	Description	Qty.
--	78805GT	BOX,MOLDED UPPER CONTROL	
--	96421GT	PLAT CONTRL,G4,DEC,IPCB,32/46	
1	66812GT	BUTTON,PUSH,RED MUSHROOM HEAD.....1	1
2		Ref. Decal - Overlay, Platform Controls...1 (refer to Figure 101.1)	1
3	66817GT	BASE WITH 1 NC CONTACT, E-STOP...1	1
--	66818GT	CONTACT,NC.....1	1
4	72254GT	ACTUATR,SWITCH,UNDER OVERLAY*~.....1	1
5	51860GT	ALARM ASSY.12VDC,ITT.....1 <i>Does not include 72326 nut</i>	1
--	72326GT	NUT - PLASTIC,RING FOR ALARMS....1	1
6	62223GT	COIL CORD-JOYSTICK, SLABS.....1 (includes connector)	1
--	78314GT	CONNECTOR KIT,ITT CABLE/WIRE	
7	66843GT	INSERT, 3/8-16 X .5.....1	1
8	8255GT	SCREW,HHC,3/8-16 X .75.....4	4
9	6021GT	WASHER,LOCK,.375.....4	4
10	66685GT	BRACKET,PLAT CONTROL BOX SLAB.....1	1
11	66158GT	PC BOARD,PLAT CNTRL,SLAB.....1	1
12		Ref. Joystick Controller.....1 (refer to Figure 409.2)	1

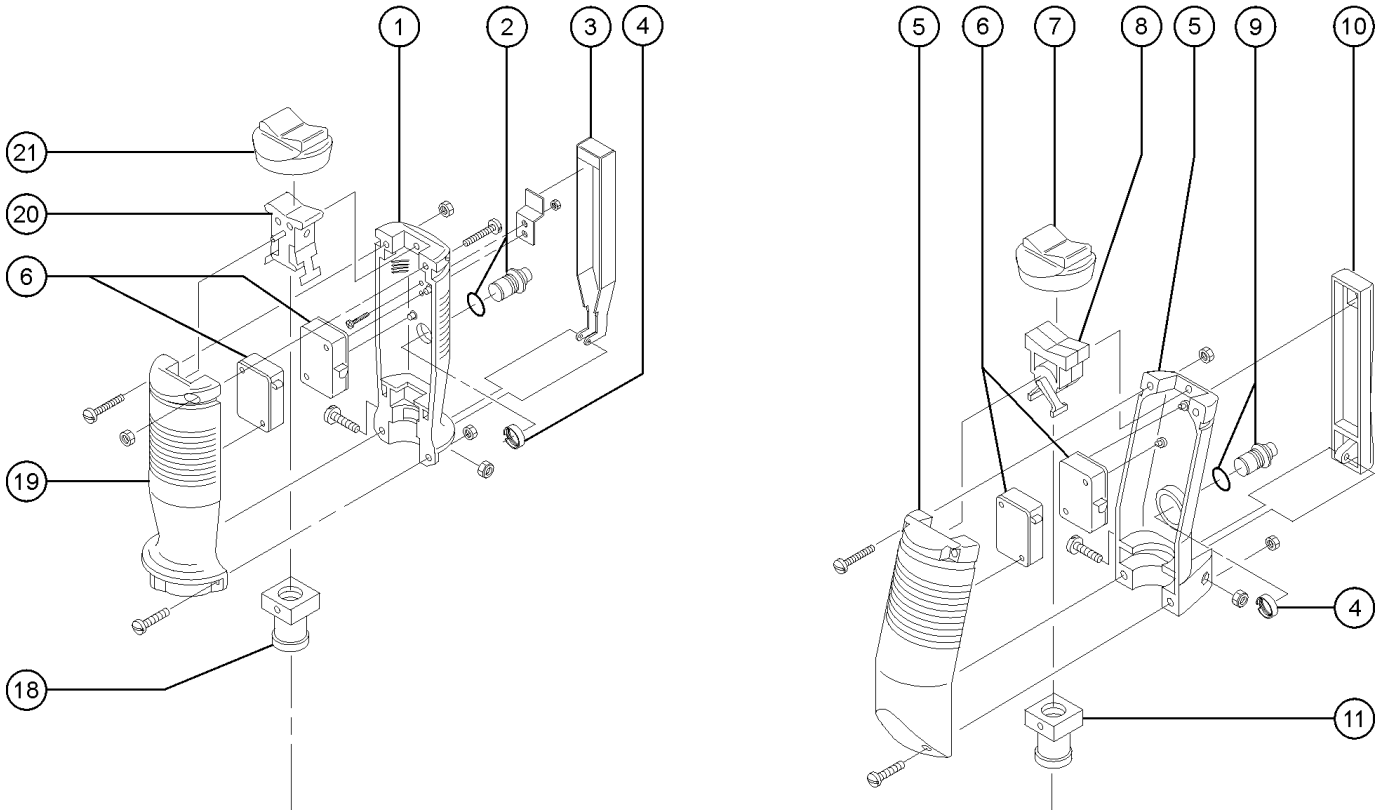
408.4 Platform Controls (from serial number 51015)



408.4 Platform Controls (from serial number 51015)

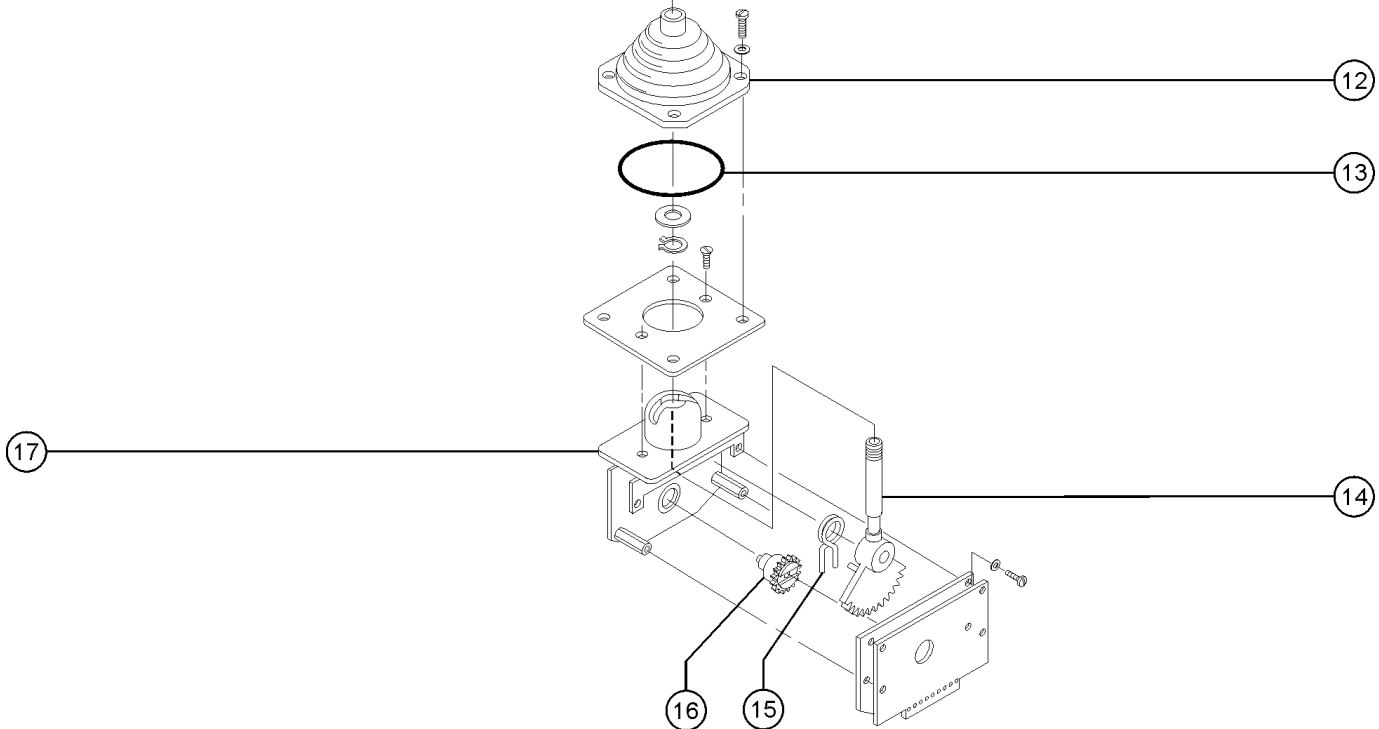
Item	Part No.	Description	Qty.
--	78892GT	BOX,MOLDED UPPER CONTROL	
--	96020GT	ADAPTER, HARNESS <i>(connects Gen 4 platform controls with deutsch connector to machines to SN 53999)</i>	
--	96420GT	PLAT CONTRL,G4,DEC,IPCB,MINI	
1	66812GT	BUTTON,PUSH,RED MUSHROOM HEAD.....	1
2		Ref. Decal - Overlay, Platform Controls.... <i>(refer to Figure 101.1)</i>	1
3	66817GT	BASE WITH 1 NC CONTACT, E-STOP...1	
--	66818GT	CONTACT,NC.....	1
4	78904GT	PC BOARD,SLAB,GEN 4.....	1
5	51860GT	ALARM ASSY.12VDC,ITT..... <i>Does not include 72326 nut</i>	1
--	72326GT	NUT - PLASTIC,RING FOR ALARMS.....	1
6	62223GT	COIL CORD-JOYSTICK, SLABS..... <i>(to SN 53999) (includes connector)</i>	1
--	78314GT	CONNECTOR KIT,ITT CABLE/WIRE <i>(to SN 53999)</i>	
6A	144065GT	KIT,GEN 5 COIL CORD..... <i>(from SN 54000) (kit, includes connector, coil cord, instructions, dielectric grease and cable tie; see below)</i>	1
6B	78314GT	CONNECTOR KIT,ITT CABLE/WIRE <i>(from SN 54000)</i>	
7	8255GT	SCREW,HHC,3/8-16 X .75.....	4
8	6021GT	WASHER,LOCK,.375.....	4
9	66685GT	BRACKET,PLAT CONTROL BOX SLAB.....	1
10		Ref. Joystick Controller..... <i>(refer to Figure 409.3)</i>	1

409.1 Joystick Controller (to serial number 17407)



Control handle with metal function enable switch lever

Control handle with plastic function enable switch lever

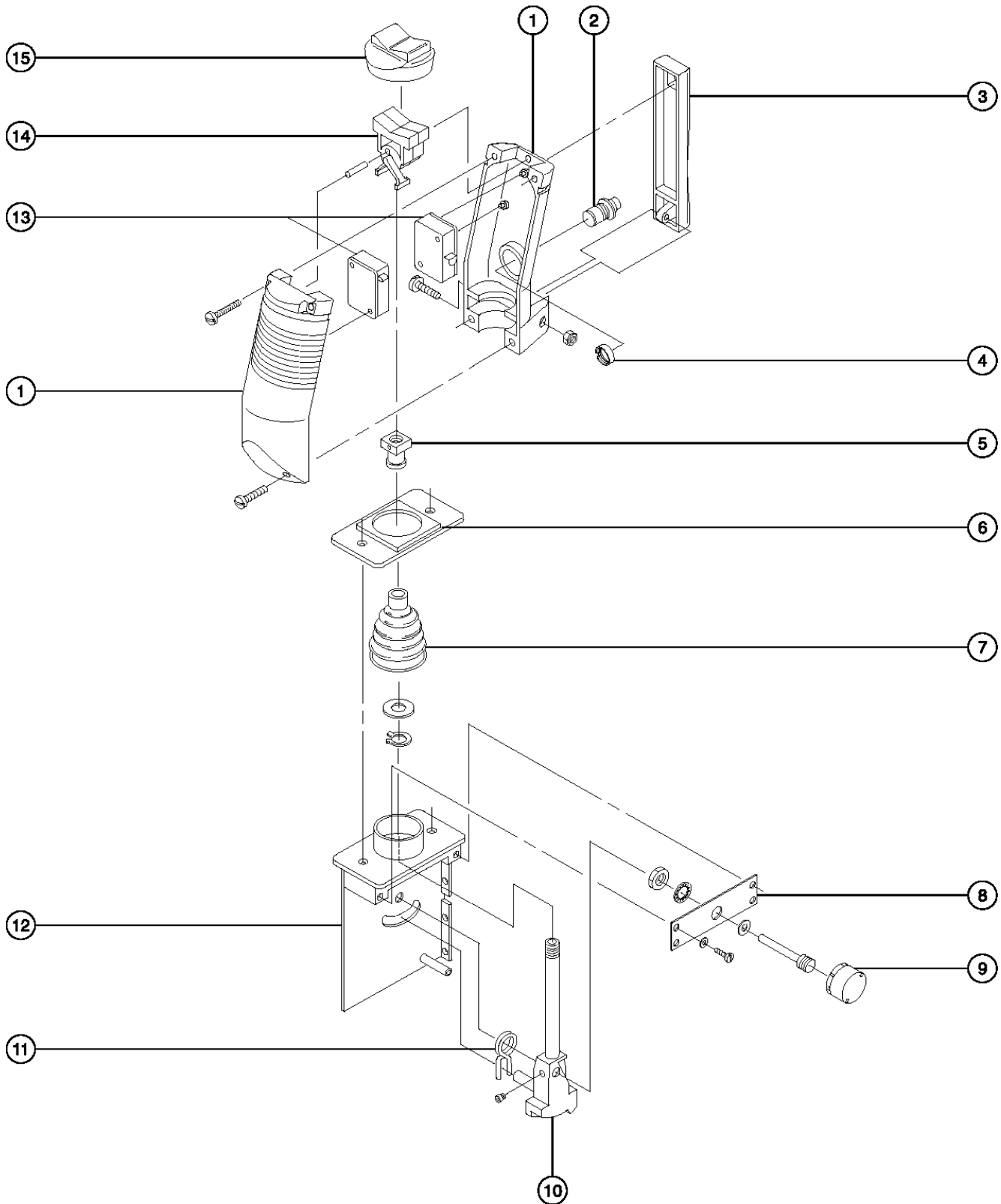


409.1 Joystick Controller (to serial number 17407)

Item	Part No.	Description	Qty.	Item	Part No.	Description	Qty.
--		<i>The GS-1530 and GS-1930 Models were produced using one of two different styles of control handles: one with a metal function enable switch lever, and the other with a plastic function enable switch lever. A serial number break is not available.</i>		18	43040GT	NUT,JS,36867/42032/44988/40612.....1 <i>(for models with metal function enable switch)</i>	1
--	44792GT	HANDLE HALF SET-FOR 44988 <i>(includes items 1-4 and 21) (for models with metal function enable switch)</i>		19	46275GT	HANDLE HALF-BACKSIDE,GS JYSTK...1 <i>for models with metal function enable switch</i>	1
--	44988GT	JOYSTICK W/ENCODER CARD-GS <i>(complete)</i>		20		ROCKER ASSEMBLY,45049.....1 <i>for models with metal function enable switch (Part No Longer Available)</i>	1
--	65805GT	ENCODER W/PIGTAIL, 44988		21	46268GT	BOOT-THUMB ROCKER, 44988 RED**.....1 <i>(for models with metal function enable switch)</i>	1
--	69537GT	BEARING,JOYSTICK (57890)					
1	46274GT	HANDLE HALF,ENABLE SW.SIDE-GS...1 <i>(for models with metal function enable switch)</i>					
2	46270GT	PUSHBUTTON-FUNC.ENABL.W/ORING.1 <i>(for models with metal function enable switch)</i>					
3	46269GT	LEVER,FUNC.ENABL.SWITCH,METAL...1 <i>(for models with metal function enable switch)</i>					
4	46271GT	NUT-MOUNTING,PUSH BUTTON-44988.....1					
5		Ref. Joystick Handle Set.....1 <i>(refer to Figure 409.2)</i>					
6	19722GT	MICROSWITCH-V319M***2					
7	43038GT	BOOT-THUMB ROCKER** BLACK.....1 <i>(for models with plastic function enable switch)</i>					
8	65178GT	ROCKER ASSY W/ROLLPIN***.....1 <i>(for models with plastic function enable switch)</i>					
9	52050GT	PUSHBUTTON-FUNC.ENABL.W/ORING.1 <i>(for models with plastic function enable switch)</i>					
10	52042GT	LEVER,FUNC ENABLE SWITCH,RGE**1 <i>(for models with plastic function enable switch)</i>					
11	52043GT	NUT,JOYSTICK,44988, RGE.....1 <i>(for models with plastic function enable switch)</i>					
12	27134GT	BOOT,CONTROLLER.....1 <i>includes 46272</i>					
--	46272GT	FLANGE-JOYSTICK MOUNTING,44988.....1					
13	31526GT	O-RING,BOOT,CONTROLLER.....1					
14	46227GT	SHAFT ASSY, JOYSTICK***1					
15	21434GT	SPRING & BUSHING KIT,RETURN***1					
16	19731GT	GEAR, SLAVE, MS4,45048.....1					
17	19720GT	CASTING,45049, 40612.....1					



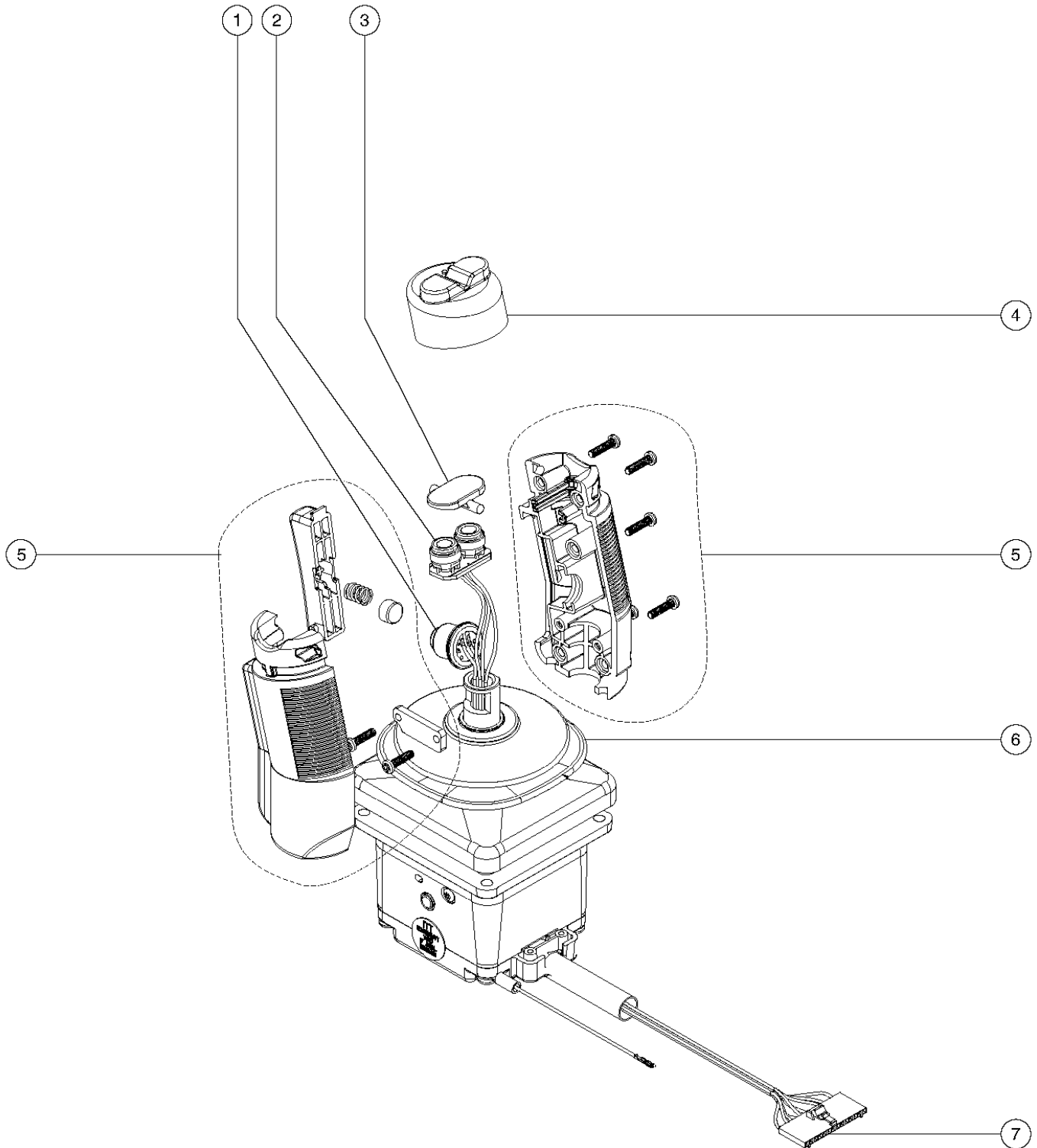
409.2 Joystick Controller (from serial number 17408 to 51014)



409.2 Joystick Controller (from serial number 17408 to 51014)

Item	Part No.	Description	Qty.
--	62161GT	JOYSTICK CONTROLLER <i>(complete) (verify OEM P/N prior to ordering, label located on bottom of joystick)</i>	
--	62161HGT	JOYSTICK CONTROLLER <i>aftermarket joystick replacement</i>	
1	58293GT	HANDLE KIT,GS JYSTK,BOTH HALVE.....1 <i>Complete</i>	1
2	52050GT	PUSHBUTTON-FUNC.ENABL.W/ORING.1 <i>includes mounting hardware</i>	1
3	52042GT	LEVER,FUNC ENABLE SWITCH,RGE**.....1	1
4	46271GT	NUT-MOUNTING,PUSH BUTTON-44988.....1	1
5	52043GT	NUT,JOYSTICK,44988, RGE.....1	1
6	52529GT	GASKET-JOYSTICK.....1	1
7	21427GT	BOOT,CONTROLLER**.....1	1
8	52527GT	POTENTIOMETER MOUNT PLATE.....1	1
9	65179GT	POTENTIOMETER (62161)***.....1	1
10	52525GT	SHAFT ASSY,JOYSTICK.....1	1
11	21434GT	SPRING & BUSHING KIT,RETURN***.....1	1
12	65180GT	CASTING-JOYSTICK, GS2032.....1	1
13	19722GT	MICROSWITCH-V319M***.....2	2
14	65178GT	ROCKER ASSY W/ROLLPIN***.....1	1
15	19710GT	BOOT, PROTECTIVE, 45049 BLACK.....1	1

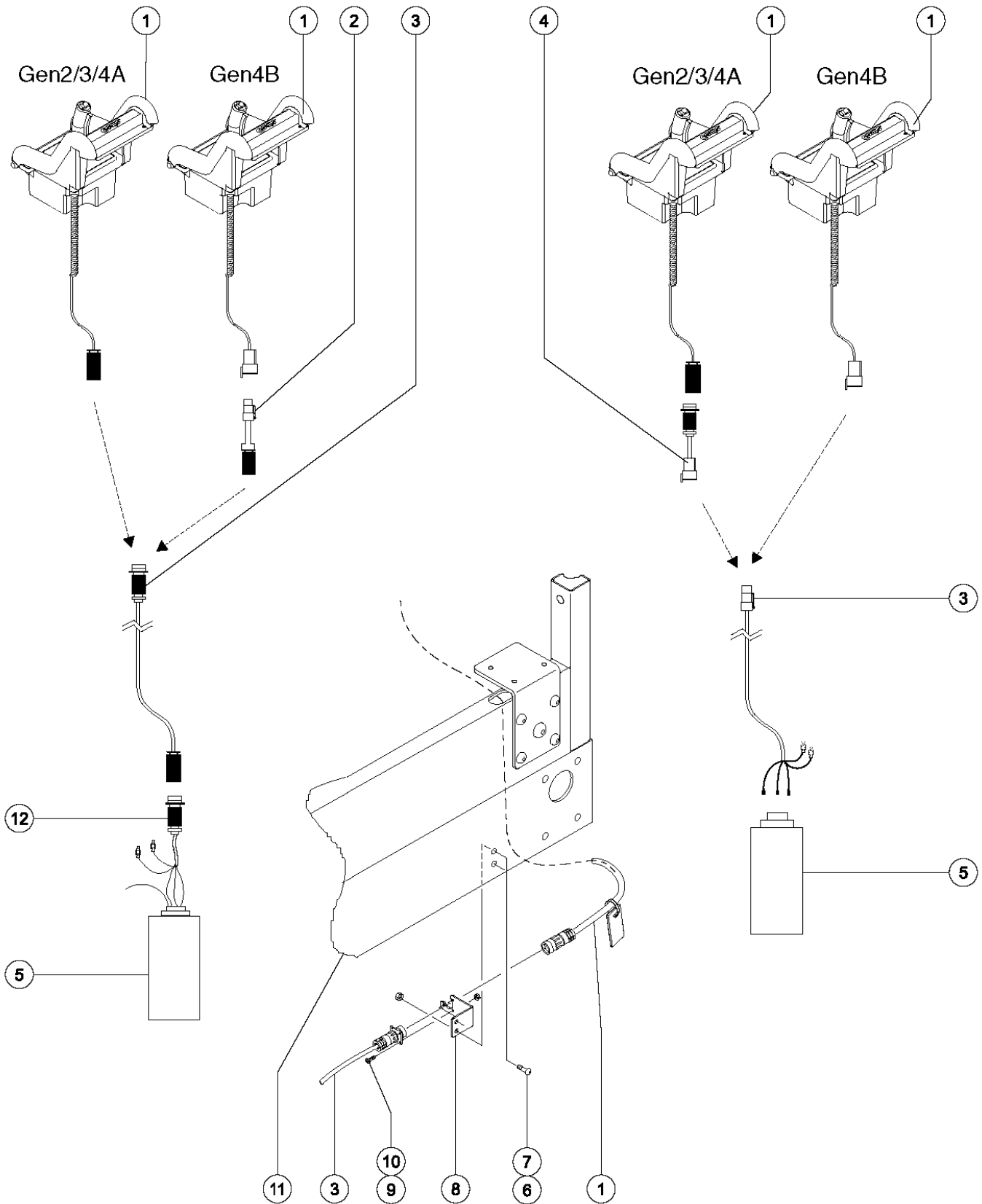
409.3 Joystick Controller (from serial number 51015)



409.3 Joystick Controller (from serial number 51015)

Item	Part No.	Description	Qty.
--	78903GT	JOYSTICK,SINGL AXIS,HALL,SLAB* <i>OEM joystick (verify OEM P/N prior to ordering, label located on bottom of joystick)</i>	
--	1277997GT	KIT,JOYSTICK REPAIR (78903H) <i>for 78903H (includes 2 handle halves, top cap, rocker switch, enable switch gasket and fasteners)</i>	
--	78903HGT	JOYSTICK,SINGL AXIS,POT,SLAB <i>aftermarket joystick</i>	
1	105171GT	KIT,JOYSTICK ENABLE SWITCH.....	1
2	105115GT	KIT,JOYSTICK STEER SWITCH.....	1
3	105109GT	TURN SWITCH ACTUATOR,JOYSTICK**.....	1
4	97015GT	BOOT,THUMB ROCKER***.....	1
5	97014GT	JOYSTICK HANDLE SET, COMPLETE.....	1
6	97013GT	BOOT, JOYSTICK~.....	1
7	105172GT	KIT, PLATFORM PC RECEIPT/SOC.....	1

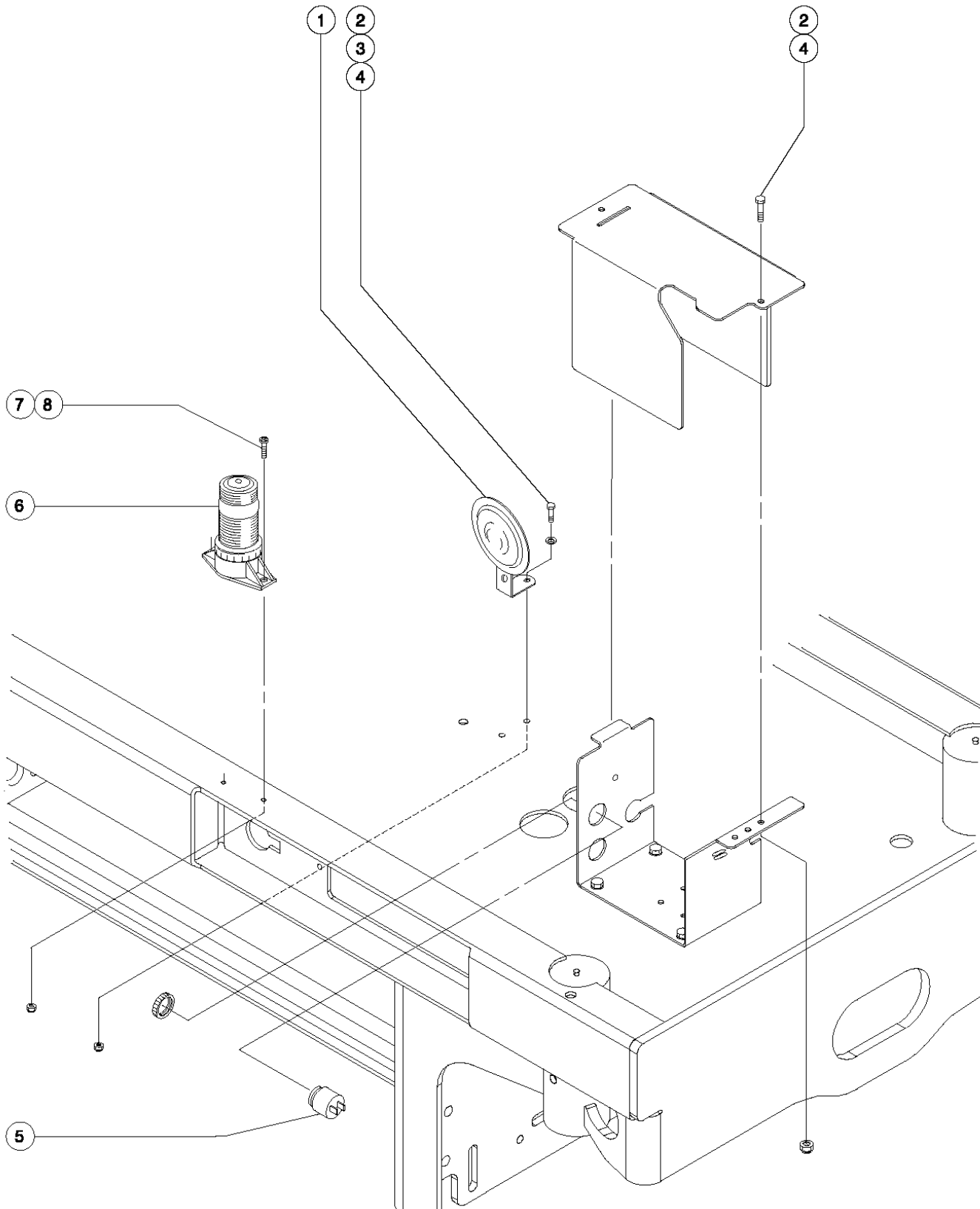
410.1 Control Cable - Chassis to Platform



410.1 Control Cable - Chassis to Platform

Item	Part No.	Description	Qty.
1		Ref. Platform Control Box - Complete (refer to Figures 408.1, 408.2, 408.3 or 408.4)	
2	96019GT	ADAPTER, HARNESS*** (to SN 53999) (connects Gen 4 platform controls with deutsch connector to machine harness with round connector)	
3	44749GT	CONTROL CABLE ASSY., GS-1530.....1 (to SN 6843)	
--	51618GT	WIRE ASSEMBLY,GS1530.....1 (from SN 6844) (connects Gen 2 and Gen 3 platform controls with round connector to machine harness with deutsch connector)	
--	96012GT	WIRE ASSEMBLY, GS1530.....1 (from SN 54000)	
3A	46273GT	CNTRL/CABLE ASSY(OLD)GS,1930.....1 (to SN 6843)	
--	51619GT	CABLE ASSEMBLY,1930 CONTROL.....1 (from 6844)	
--	96013GT	WIRE ASSEMBLY,GS1930/1932/2032....1 (from 54000)	
4	96020GT	ADAPTER, HARNESS.....1 (from SN 54000)	
5		Ref. Electronic Control Module.....1 (refer to Figure 204.1, 204.2, 204.3 or 204.4)	
6	14297GT	SCREW,BHHS,1/4-20 X .75.....2 (to SN 53999)	
7	6091GT	NUT,NYLOCK,1/4-20.....2 (to SN 53999)	
8	47867GT	BRACKET,JOYSTICK QUICK DISCNT...1 (to SN 53999)	
9	65430GT	SCREW,PHS,6-32 X 0.25.....3 (to SN 53999)	
10	12344GT	NUT,NYLOCK,6-32.....3 (to SN 53999)	
11		Ref. Platform.....3 (refer to Figures 402.1, 403.1, 404.1, 405.1 or 406.1)	
12	64258GT	WIRE ASSY,CHASSIS CONTROL PIGT.....1 (to SN 53999)	

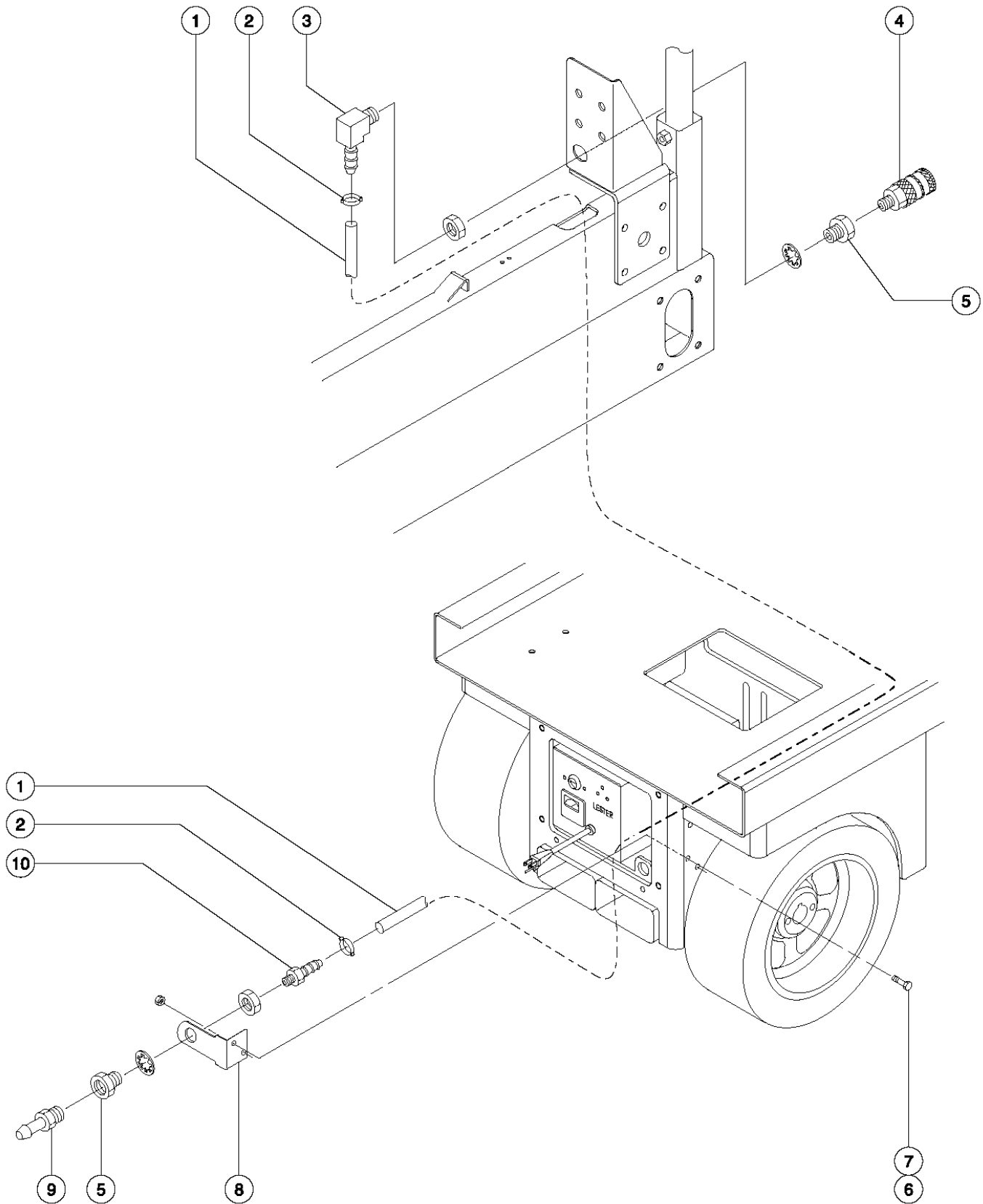
501.1 Alarms, Horn and Flashing Beacon



501.1 Alarms, Horn and Flashing Beacon

Item	Part No.	Description	Qty.
A	47676GT	GS SLAB AC BEACON <i>(includes wiring harness and installation instructions)</i>	
--	47663GT	HARNESS,BEACON ACCESSORY, SLAB	
--	48371GT	INSTALLATION INSTRC.BEACON	
B	47892GT	GS SLAB AC MOTION ALARM <i>(includes wiring harness and installation instructions)</i>	
--	47662GT	HARNESS,ALARM ACCESSORY	
--	47679GT	INSTALLATION INSTRUCT.,ALARM	
C	40826GT	GS SLAB AC HORN <i>(includes wiring harness and installation instructions)</i>	
--	105992GT	HORN HARNESS	
--	47680GT	INSTALLATION INSTRC.HORN	
1	81579GT	HORN,24VDC,SPADE TERMINALS***...1 <i>(automotive style)</i>	
2	8914GT	SCREW,HHC,1/4-20 X .625.....3	
3	6638GT	WASHER,FLAT,USS,1/4"Y.....1	
4	6091GT	NUT,NYLOCK,1/4-20.....3	
5	18963GT	ALARM,INTERMITTENT TONE 6-30V*...1 <i>(does not include 72326 nut) (104 dB)</i>	
--	72326GT	NUT - PLASTIC,RING FOR ALARMS....1	
6	66909GT	STROBE,BEACON,W/OUT HARDWARE**.....1 <i>(amber)</i>	
--	58973GT	LIGHT,REPLACEMENT BULB (39676)...1	
7	6606GT	SCREW,RHM,10-32 X .75.....2	
8	6178GT	NUT,NYLOCK,10-32.....2	

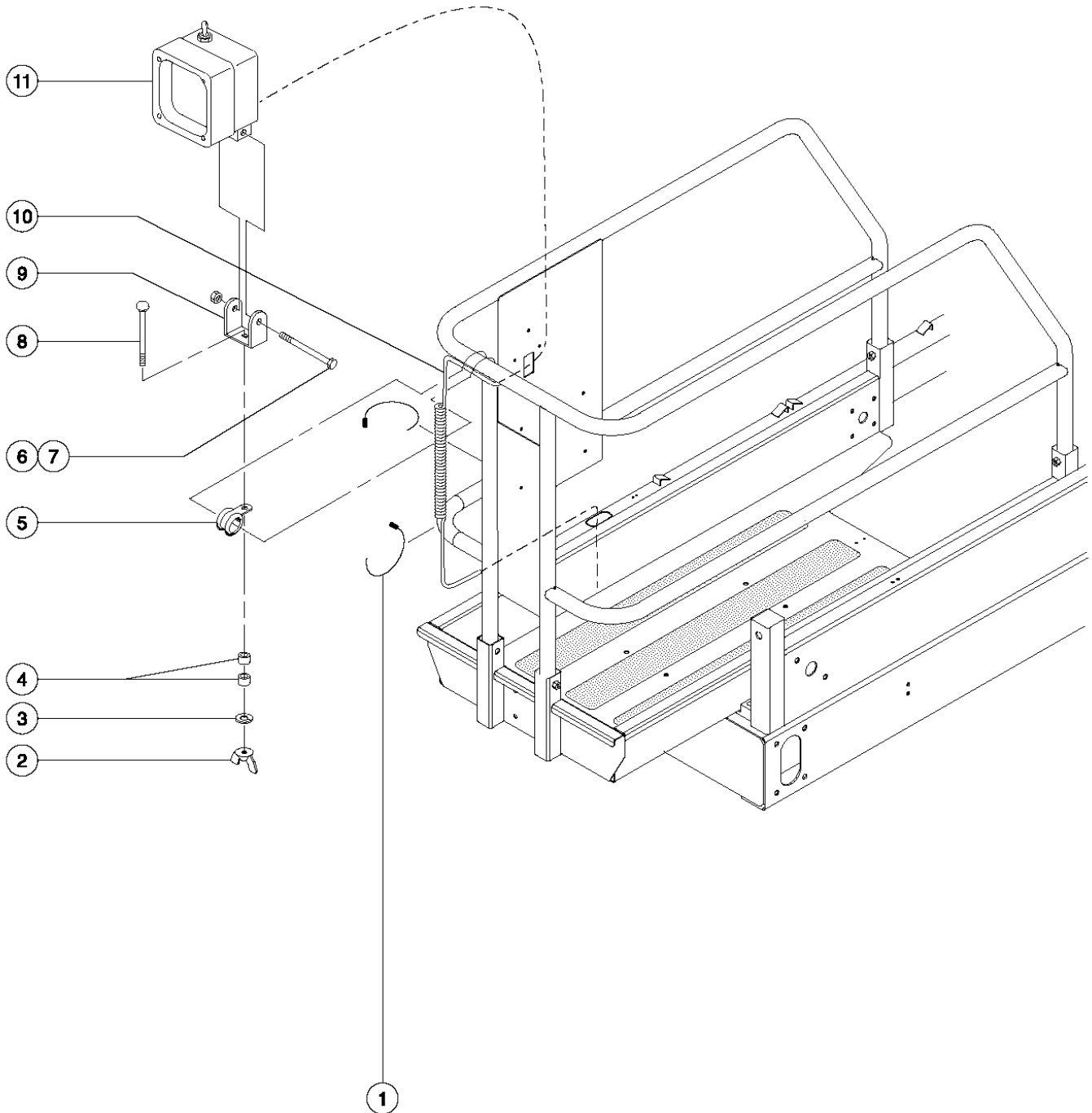
502.1 Air Line to Platform



502.1 Air Line to Platform

Item	Part No.	Description	Qty.
--	40829GT	GS SLAB AC 1530 AIR TO PLAT	
--	47086GT	GS SLAB AC 1930 AIR TO PLAT	
1	27903GT	HOSE,LOW PRESSURE, .375 ID,BLK.....275-inches GS-1530	
1A	27903GT	HOSE,LOW PRESSURE, .375 ID,BLK.....340-inches GS-1930	
2	27902GT	CLAMP,HOSE,2 EAR, 5/8.....2	
3	27904GT	HOSE END,BARBED,RIGID,90DEG6-6.....1	
4	27895GT	COUPLER,1/4"SERIES 3/8 MPT.....1	
5	27900GT	BULKHEAD,FEMALE X 6 X 6.....2 <i>(includes mounting fasteners)</i>	
6	6019GT	SCREW,HHC,3/8-16 X 1.25 GRD 5.....2	
7	4828GT	NUT,NYLOCK,3/8-16.....2	
8	47077-SGT	BRACKET,AIRLINE MOUNTING.....1	
9	27894GT	PLUG,1/4"SERIES,3/8 MPT.....1	
10	27901GT	HOSE END,BARBED,RIGID,-6-6.....1	

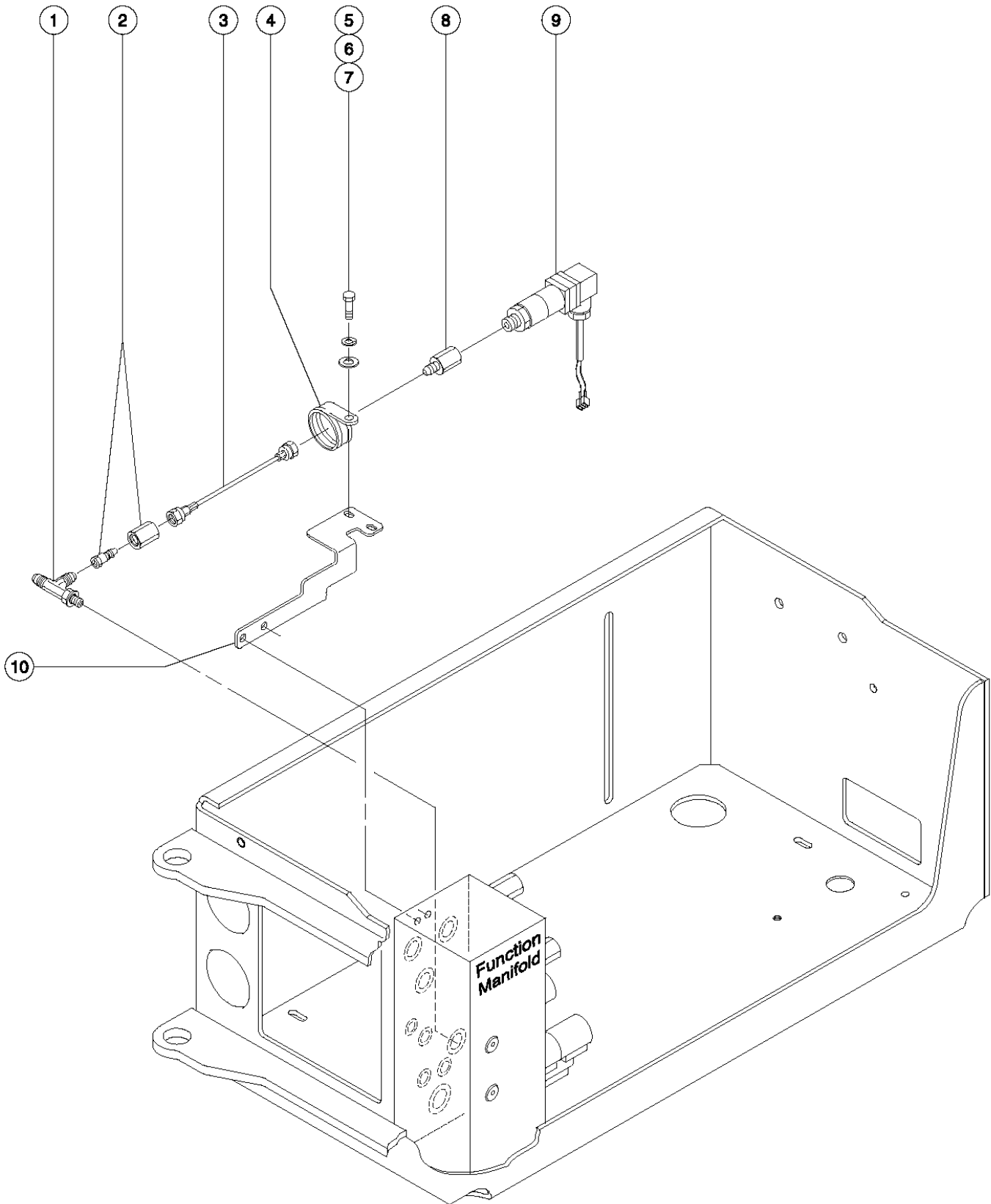
503.1 Platform Worklight



503.1 Platform Worklight

Item	Part No.	Description	Qty.
A	55572GT	GS SLAB AC 1530 WORK LIGHT	
--	105971GT	WORKLIGHT PIGTAIL ASSY (chassis)	
--	105972GT	WORKLIGHT CABLE,GS15XX (linkset) GS-1530	
B	55691GT	GS SLAB AC 1930 WORK LIGHT	
--	105971GT	WORKLIGHT PIGTAIL ASSY (chassis)	
--	105973GT	WORKLIGHT CABLE,GS19/20XX (linkset) GS-1930	
1	28443GT	CABLE TIE,11.5" BLACK.....	2
2	69229GT	NUT,WING 5/16-18.....	1
3	6886GT	WASHER,LOCK,.313.....	1
4	5397GT	WASHER,FLAT,USS,5/16",Y..... <i>add sufficient washers to equal aproximately 0.435 inch thickness of each spacer</i>	2
5	33784GT	CLAMP,1.31,#21 X 1/4,RUB CUSH..... (3.3 cm)	1
6	50793GT	SCREW,HHC,5/16-18 X 2.....	1
7	6782GT	NUT,NYLOCK,5/16-18.....	1
8	65439GT	BOLT,CARRIAGE,5/16-18 X 2.0,G2.....	1
9	144011GT	WORKLIGHT,24V,COIL CORD.....	1
10	65721GT	COIL CORD,WORKLIGHT(144011).....	1
11	144011GT	WORKLIGHT,24V,COIL CORD.....	1

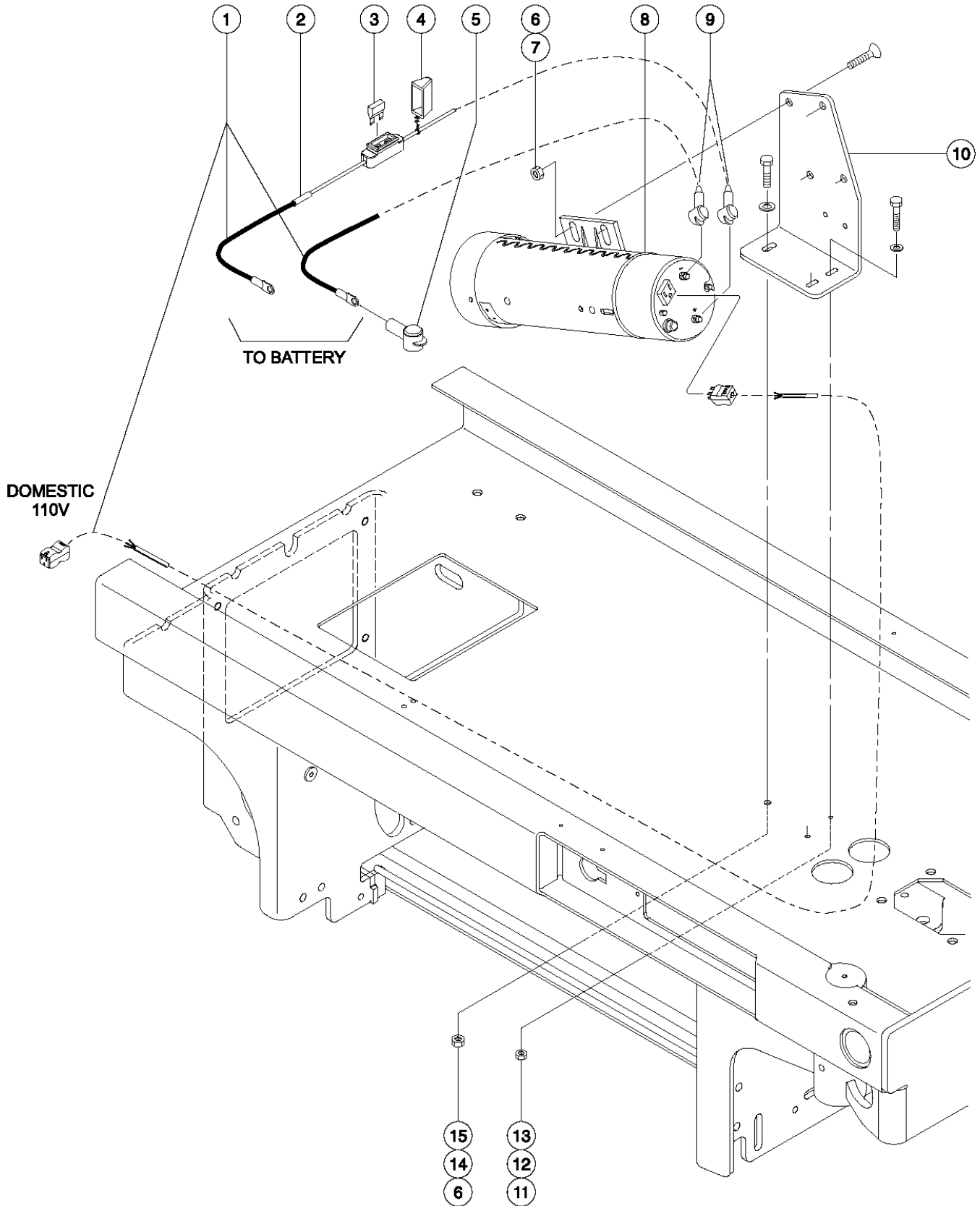
504.1 Platform Overload Protection



504.1 Platform Overload Protection

Item	Part No.	Description	Qty.
--	51328GT	GS SLAB AC LOAD SENSOR <i>(from SN 17409)</i>	
--	66446GT	GS SLAB AC LD SENSOR (RLY) <i>(to SN 17408)</i>	
1	51152GT	TEE,RUN 070432-6*****.....	1
2	51153GT	REDUCER,070123-6-4.....	1
2	51508GT	NUT,070110-6.....	1
3	78873GT	HOSE ASSY, HANDPUMP/L BRAKE,32..... <i>Hose End - Female JIC Swivel (Parker 10655-4-2), Hose End - Female JIC Swivel (Parker 10655-4-2) and Hose, 1/8" Thermoplastic Medium Pressure (Parker 540N-2)</i>	1
4	21618GT	CLAMP,1.13,#18 X 1/4,RUB CUSH..... <i>(2.85 cm)</i>	1
5	8914GT	SCREW,HHC,1/4-20 X .625.....	1
6	6353GT	SCREW,RHM,1/4-20 X .5.....	1
7	6638GT	WASHER,FLAT,USS,1/4"Y.....	1
8	51154GT	CONNECTOR,070103-4-4.....	1
9	51151GT	SWITCH,PRESS 2500-6000 PSI ADJ..... <i>(172.4 - 413.7 bar)</i>	1
10		Ref. Bracket - Filter Mount..... <i>(refer to Figure 208.1, 208.2, 208.3 or 208.4)</i>	1

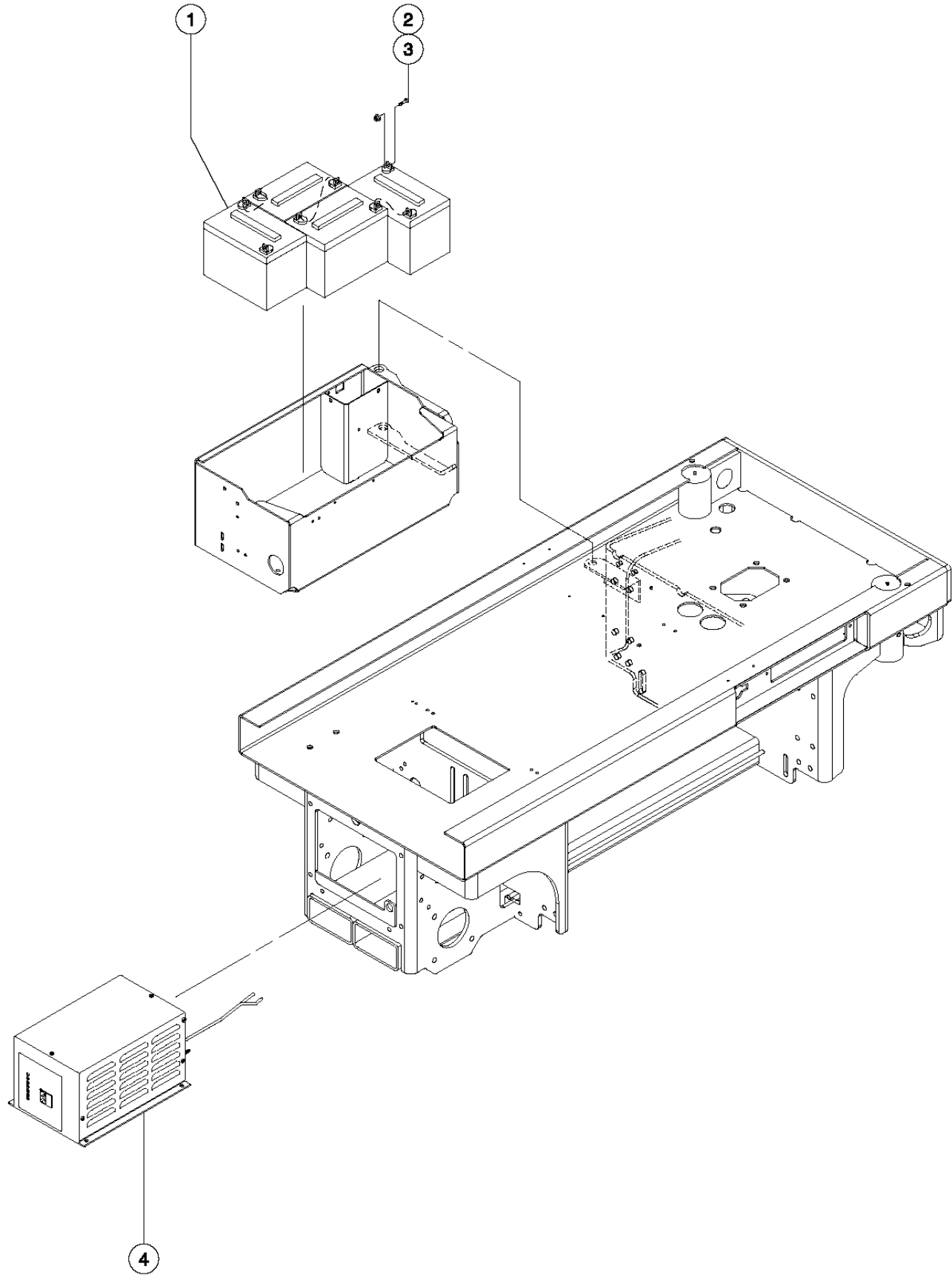
505.1 Voltage Inverter



505.1 Voltage Inverter

Item	Part No.	Description	Qty.
1	66807GT	FUSE/WIRE ASSY, GS30/GS2632.....	1
2	66466GT	BUTT SPLICE, 6-GA.....	1
3	55726GT	FUSE,50 AMP.....	1
4	55747GT	FUSE HOLDER,INLINE,GS.....	1
5	51147GT	BOOT,CABLE TERMINAL,LG,RED,2/0...	1
6	4828GT	NUT,NYLOCK,3/8-16.....	1
7	54074GT	SCREW,FHS,3/8-16 X 1,ZINC.....	1
8		INVERTER <i>component no longer available</i>	
9	55748GT	BOOT,CABLE TERMINAL,SMALL.....	2
10	55734GT	FORMING,INVERTER MOUNTING,GS30.....	1
11	6091GT	NUT,NYLOCK,1/4-20.....	2
12	6638GT	WASHER,FLAT,USS,1/4"Y.....	4
13	6090GT	SCREW,HHC,1/4-20 X .75.....	2
14	4828GT	NUT,NYLOCK,3/8-16.....	2
15	6097GT	WASHER,FLAT,USS,3/8",Y.....	1
16	6175GT	SCREW,HHC,3/8-16 X 1.....	1

506.1 Battery - Maintenance Free



506.1 Battery - Maintenance Free

Item	Part No.	Description	Qty.
--	66380GT	CHARGER,MAINT. FREE-GS	
1	105150GT	BATTERY, AGM, 6V, (TROJAN) ***.....4	4
2	10107GT	SCREW,HHC,5/16-18 X .75.....8	8
3	18503GT	NUT,LOCKING-LG.FLANGE,5/16-18.....8	8
4		Ref. Battery Charger.....8 (refer to Figure 203.1)	8

Part Number Index

The Part Number Index is a numeric index of all part numbers included in this manual. The index shows what page(s) the part is used on.

Part Number	Page	Part Number	Page	Part Number	Page	Part Number	Page
10107GT	65, 67, 69, 71, 73, 175	18384GT	109, 113, 121, 125	28164GT	11-12	39438PGT	65, 67, 69
10262GT	59	18385GT	43	28171GT	12	39440PGT	125, 127, 129, 131
104804GT	145	18503GT	175	28174GT	11-12	39447GT	43, 51, 65, 73
105067GT	93	18542GT	39	28175GT	11-12	39469GT	43, 51, 73, 75, 143
105109GT	161	18605GT	59, 63, 143	28235GT	11-12	39470GT	43, 51, 73, 75, 143
105115GT	161	18666GT	45, 47, 49	28236GT	11-12	39474GT	43, 65, 137, 139, 143, 145
105122GT	17, 19, 21, 23, 25, 55, 57	18722GT	17, 19, 21, 23, 25	28443GT	117, 119, 129, 131, 133, 169	39478GT	137
105150GT	175	18963GT	165	28487GT	141	39479GT	17, 19, 25
105171GT	161	19273GT	69, 71, 99-100	29868GT	31, 33	39494GT	95-96
105172GT	161	19284GT	45, 47, 49, 51, 53, 67, 77	31060GT	12	39497GT	95-96, 99-100
105295GT	45, 149	19436GT	43, 45, 47, 49, 103, 105, 107	31508GT	11-12	39498GT	95-96
105334GT	41	19491GT	29, 31, 33	32150GT	157	39500GT	95-96
105390GT	79	19506GT	81, 83, 85	32148GT	105, 107	39506GT	95-96, 99-100
105457GT	87, 89, 91	19710GT	159	32149GT	105, 107	39509GT	137
105739GT	37, 41	19720GT	157	32150GT	11-12	39510GT	137
10587GT	43, 45	19722GT	157, 159	32151GT	11-12	39518GT	65, 67, 71
105902GT	103	19731GT	157	32339GT	69, 71	39532GT	43, 45, 65, 73
105903GT	103	19815GT	65, 67	32645GT	57	39540GT	27, 29, 31, 33
105904GT	103, 105, 107	19871GT	65, 67	33550GT	137, 139	39542GT	59, 61, 63
105905GT	105, 107	19872GT	65, 67	33681GT	51, 57, 75	39559GT	55
105906GT	105, 107	20224GT	87, 89, 91, 95-96	33724GT	147	39560GT	113, 115, 117, 119, 125, 127, 129, 131
105911GT	103, 105, 107	20912GT	21, 23, 25	33759GT	147	39579GT	43, 65
105971GT	169	21121GT	113, 115, 125, 127	33784GT	169	39580GT	17, 19, 21, 23, 59, 61, 63
105972GT	169	21279GT	143, 145	35461GT	59, 143	39581GT	23, 25, 59, 61, 63
105973GT	169	21427GT	159	35463GT	61, 63	39582GT	17
105977GT	103, 105, 107	21434GT	157, 159	36369GT	43, 47, 51, 73	39586GT	17, 19, 21, 23, 25
10597GT	43, 51, 53, 55, 57, 59, 61, 63, 65, 73, 75, 77	214873GT	11-12	36874GT	135	39593GT	59
10598GT	55, 57	214875GT	11-12	37145GT	12	39603GT	139
105992GT	165	214876GT	11-12	37947GT	81, 83	39608GT	139
10775GT	147	214877GT	11-12	38028GT	17, 19, 21, 25, 51, 53, 61, 63, 75, 77	39612GT	15
10777GT	147	214878GT	11-12	39038GT	17, 19, 21, 23, 25	39657GT	57
115426GT	49	214879GT	11-12	39046GT	137, 139	39794GT	43
11966GT	43, 45, 47, 49, 117, 119, 129, 131	214880GT	11-12	39094GT	109, 121	39796GT	143
11968GT	45, 47, 49, 143	214881GT	11-12	39095GT	109, 111, 121, 123, 135	39870GT	96
12017GT	35	214882GT	11-12	39096GT	113, 115, 125, 127	39871GT	95-96
12344GT	163	214883GT	11-12	39127GT	109, 113, 115, 117, 119, 121, 125, 127, 129, 131	39872GT	95-96, 99-100
1259223GT	51, 75, 143	214884GT	11-12	39223GT	65, 67, 71, 99-100	39873GT	95-96, 99-100
1260941GT	111, 123	214885GT	11-12	39225GT	65, 67, 71, 99-100	39874GT	95-96, 99-100
1263633GT	65, 67	214886GT	11-12	39226GT	65, 67, 71, 95-96	39875GT	95-96, 99-100
1263634GT	69, 71	214887GT	11-12	39227GT	65, 67, 69, 71	39876GT	95-96, 99-100
1268GT	11-12	21618GT	171	39232GT	27, 29, 31, 33	39877GT	93, 95-96, 99-100
1277997GT	161	219480GT	41	39240GT	17, 19, 21, 23, 25	39878GT	95-96, 99-100, 113, 115, 125, 127, 133
1280665GT	35, 39, 147	219492GT	45, 47, 49	39244GT	43, 51, 59, 73	39880GT	95-96, 99-100
12960GT	31, 33	219493GT	45, 47, 49	39250GT	17, 19, 21	39883GT	95-96
12981GT	55	219494GT	45, 47, 49	39270PGT	113, 115, 117, 119, 125, 127, 129, 131	39885GT	95-96
13000GT	53, 77	219497GT	65, 67, 69, 71	39271GT	55, 57	39889GT	71
13002GT	43, 45, 47, 49, 53, 67, 77	21982GT	81, 83	39274GT	109, 113, 115, 121, 125, 127	39895GT	69, 71
13008-6GT	35	22264GT	67	39275GT	113, 125, 127	39906GT	59
131426GT	135	22265GT	67	39288GT	17	39907GT	29, 31, 33
13585GT	147	22446GT	145	39297GT	43	40265GT	59, 61, 63
13635-10GT	25, 55	227782GT	25	39297PGT	51	40434GT	11-12
13757GT	99-100	23083-SGT	27, 29, 31, 33	39298GT	65	40536GT	35
13918GT	31, 33	232582GT	107	39298PGT	73	40537GT	35
14033GT	109, 111, 121, 123, 135, 139, 141	233368GT	107	39301GT	65	40552GT	103, 105, 107
14041GT	31, 33	233371GT	107	39301PGT	67	40594GT	61, 63
14297GT	27, 29, 31, 33, 163	233379GT	65, 67, 69, 71	39310GT	137, 139	40826GT	165
144011GT	169	233431GT	107	39317GT	61, 63, 137, 139	40829GT	167
144065GT	155	23845GT	67	39341-SGT	137	40832GT	65, 67, 69, 71
144161GT	35, 147	25388GT	35, 147	39342PGT	137	40833GT	43, 45, 47, 49
144180GT	41	27134GT	157	39347GT	87	40835GT	43, 73
1484GT	11-12	27246GT	81, 83, 85, 149	39429GT	143	40836GT	27, 29, 31, 33
16487GT	27	27262GT	35			40844GT	79
18383GT	111, 117, 119, 123	27488GT	27, 29, 31, 33			41557-SGT	113, 115, 125, 127, 133
		27894GT	167				
		27895GT	167				
		27900GT	167				
		27901GT	167				
		27902GT	167				
		27903GT	167				
		27904GT	167				
		28161GT	11-12				

Part Number Index (continued)

Part Number	Page	Part Number	Page	Part Number	Page	Part Number	Page
41630GT	43, 51, 73, 75, 143	44744GT	143	47129GT	59, 61, 63	47679GT	165
41695GT	61, 63	44745GT	143	47130GT	59, 61, 63	47680GT	165
42019GT	65, 67	44746GT	109, 121	47138GT	137, 139, 141	47711GT	113
42079GT	17, 19, 21, 23, 25, 57	44749GT	163	47148-SGT	139	47711PGT	115, 117, 125, 127, 129
42280GT	65, 67, 95-96	44750GT	79	47158GT	109, 111, 121, 123	47785GT	139
4266GT	61, 63	44751GT	79	47160GT	135	47793GT	45, 51, 53, 67, 77
43038GT	157	44752GT	79	47161GT	59, 61, 63	47867GT	163
43040GT	157	44753GT	11-12	47162GT	59, 61, 63	47892GT	165
43089GT	12	44777GT	79	47163GT	143, 145	47907GT	61, 63
43090GT	11-12	44778GT	79	47164GT	113, 115, 117, 125, 127, 129, 131	47923GT	45, 47, 49
43091GT	11-12	44780GT	17, 19, 21, 23, 25, 55, 57	47165GT	43	47946GT	25
43092GT	11-12	44781GT	17, 19, 21, 23, 25, 55, 57	47166GT	43	48282GT	37
43093GT	11-12	44782GT	17, 19, 21, 23, 25	47167PGT	143	4828GT	19, 23, 25, 55, 57, 61, 63, 109, 111, 113, 115, 117, 119, 121, 123, 125, 127, 129, 131, 135, 137, 139, 141, 145, 167, 173
43616GT	11-12	44783GT	17, 25	47188GT	137, 139	48324GT	61, 63
43617GT	11-12	44784GT	59	47189GT	17, 19	48371GT	165
43618GT	11-12	44785GT	59	47190GT	17, 19	48381GT	111, 123
43619GT	12	44788GT	65, 67, 69, 71	47191GT	59	48382GT	111, 123
43658GT	11-12	44792GT	157	47194PGT	27, 29	48383GT	111, 123
43685GT	79	44828GT	55	47218GT	143	48384GT	111, 123
43696GT	11-12	44829GT	55	47222GT	143	48385GT	111, 123
43956GT	55, 57	44973GT	133	47224GT	137	48386GT	111
44160GT	43, 73	44974GT	59	47225GT	143	48387GT	123
44161GT	109, 121	44979GT	133	47228GT	51, 75	48388GT	123
44162GT	109, 121	44980GT	11-12	47230GT	125	48659GT	87, 89
44166GT	87	44988GT	157	47231GT	137, 139	48670GT	137
44167GT	87, 89	44994GT	12	47232GT	31, 33, 43, 45, 47, 49, 67, 69, 71	48671GT	137
44168GT	87, 89, 91	45071GT	115, 127	47255GT	17, 19, 21, 51, 53, 61, 63, 75, 77	48673GT	19
44169GT	87, 89, 91	45385GT	29, 31	47273GT	59	48678GT	111, 123
44170GT	87, 89	45437GT	147	47323GT	51, 53, 75, 77	48680GT	111
44174GT	87, 89, 91	45454GT	43, 45, 47, 49, 117, 119, 129, 131	47324GT	51, 53, 75, 77	48681GT	123
44175GT	87, 89, 91	45546GT	147	47325GT	51	48685GT	113
44176GT	87	45748GT	17, 19, 21, 23, 25	47331GT	75	48708GT	45, 47, 49
44177GT	87	45840GT	81, 83, 137, 139	47332GT	75	48709GT	67, 69, 71
44178GT	87, 89	46131GT	95-96	47342GT	51, 53, 75, 77	48710GT	61, 63
44179GT	89	46216GT	91	47363GT	143	48711GT	61, 63
44207GT	65, 67, 69, 71	46227GT	157	47370GT	139	48712GT	61, 63
44213GT	109	46238GT	11-12	47374GT	143	48713GT	61, 63
44214GT	109, 121	46244GT	121	47389GT	143	48880GT	87, 89, 91, 95-96, 100
44215GT	121	46248GT	137	47455GT	51, 53, 77	48977GT	100
44216GT	93	46253GT	149	47462GT	19, 21	48997GT	87, 89, 91
44217GT	93	46254GT	149	47464GT	19, 21	4901GT	103
44218GT	93	46260GT	143	47476GT	105, 107	49902GT	103, 105, 107
44220GT	11-12	46262GT	11-12	47478GT	45, 47, 49, 85	49903GT	103
44224GT	87, 89, 91, 93	46263GT	103, 105, 107	47480GT	47, 49	49904GT	103, 105, 107
44225GT	87, 89, 91	46264GT	103	47502GT	113, 115, 117, 119, 127, 129, 131	49905GT	103
44226GT	87, 89, 91	46266GT	149	47514GT	31	49906GT	103, 105, 107
44227GT	87, 89, 91	46267GT	149	47520GT	17, 19, 21, 23, 61, 63	49907GT	103, 105, 107
44228GT	87, 89	46268GT	157	47521GT	19, 21	49908GT	103, 105, 107
44229GT	87, 89, 91	46269GT	157	47522GT	67, 69, 71	50793GT	169
44230GT	87, 89, 91	46270GT	157	47523GT	139, 141	51063GT	29, 31, 33, 61, 63
44231GT	109, 121	46271GT	157, 159	47524GT	139, 141	51145GT	31, 33
44232GT	89	46272GT	157	47543-SGT	29	51147GT	173
44233GT	93	46273GT	163	47547GT	23	51151GT	171
44236GT	87, 89, 91	46274GT	157	47548GT	19, 21, 23, 25, 51, 53, 65, 75, 77	51152GT	171
44243GT	103	46275GT	157	47566-SGT	127, 131	51153GT	171
44244GT	103	46288GT	87, 89, 91	47566PGT	129	51154GT	171
44247GT	87	46335GT	35	47573PGT	115, 117, 119	51277GT	95-96
44249GT	113, 115, 125, 127	46337GT	35	47595GT	111, 123	51278GT	96
44250GT	17, 19, 21, 23, 25	46347GT	51	47598GT	139	51282GT	96
44251GT	17	46348GT	75	47599GT	109, 111, 121, 123	51283GT	95-96
44252GT	17	46976GT	43	47655GT	111, 123	51284GT	96
44253GT	11-12	46978GT	139	47662GT	165	51285GT	96
44254GT	11-12	47012GT	95-96, 113, 115, 125, 127	47663GT	165	51286GT	95-96, 99-100
44255GT	11-12	47030GT	95-96, 100	47666GT	115, 117, 119, 127, 129, 131	51288GT	35, 37, 57
44716GT	43, 45, 47, 49	47046GT	113, 115, 125, 127	47670GT	95-96	51290GT	143, 145
44733GT	51, 75	47077-SGT	167	47676GT	165	51314GT	141
44736GT	11-12	47086GT	167			51319-SGT	141
44737GT	11-12	47098GT	137, 139, 145				
44739GT	65	47102GT	109, 111, 121, 123				
44740GT	43						
44741GT	137						
44742GT	55, 57						
44743GT	143, 145						

Part Number Index (continued)

Part Number	Page	Part Number	Page	Part Number	Page	Part Number	Page
51320-SGT	141	55990-SGT	17, 19, 21, 23	62232GT	35	66427GT	43, 45
51324GT	141	56100GT	81, 83, 85	62233GT	35	66428GT	31, 33
51325GT	141	56302GT	43, 45, 47	62234GT	35	66446GT	171
51326GT	139, 141	56912GT	27, 29, 31, 33, 45, 47, 49, 55, 57	62237GT	35	66455GT	81, 83
51328GT	171	58000GT	117, 119, 129, 131	62858-SGT	35	66458GT	27, 29, 31, 33
51346GT	57	58125GT	115	6353GT	171	66465GT	113, 115, 125, 127, 133
5135GT	43, 51, 65, 73	58145GT	125, 127	6356GT	17, 19, 21, 23, 25, 27, 29, 43, 45, 47, 49, 55, 57, 65, 67, 69, 71, 113, 115, 125, 127, 133	66466GT	173
51367GT	143	58146GT	133	64258GT	47, 163	66469GT	133
51496GT	53, 77	58147GT	133	65052GT	11-12	66478GT	39
51508GT	171	58243GT	57	65057GT	12	66544GT	145
51590GT	103	58286GT	57	65167GT	143	66551GT	145
51618GT	163	58293GT	159	65178GT	157, 159	66685GT	145, 153, 155
51619GT	163	58914GT	149	65179GT	159	66714GT	77
51678GT	87, 89	58973GT	165	65180GT	159	66717GT	43, 45, 47, 49
51692GT	143, 145	58992GT	93	65184GT	89, 91	66750GT	25
51763GT	111, 123	6002GT	53, 77, 143	65298GT	149, 151	66761GT	81, 83, 85, 149, 151
51860GT	151, 153, 155	6019GT	17, 19, 25, 113, 115, 117, 119, 125, 127, 129, 139, 143, 167	65299GT	27, 29, 31, 33	66762GT	149
52042GT	157, 159	6021GT	31, 33, 65, 67, 79, 135, 143, 145, 153, 155	65318GT	69, 71, 95-96	66771GT	91
52043GT	157, 159	6033GT	43, 45, 51, 55, 57, 65, 73	65335-SGT	79	66778GT	25
52050GT	157, 159	6034GT	21, 23	65430GT	163	66785GT	23
52060GT	11-12	6035GT	21, 25	65432-SGT	35	66807GT	173
52061GT	11-12	6036GT	145	65439GT	169	66812GT	81, 83, 85, 149, 151, 153, 155
52062GT	11-12	6037GT	43, 45, 47, 49	6545GT	23, 25	66813GT	149
52168GT	37	6086GT	51, 53, 59, 61, 63, 75, 77	65721GT	169	66815GT	149
52169GT	37	6090GT	21, 23, 43, 45, 47, 49, 55, 57, 115, 127, 139, 141, 143, 145, 147, 173	65734GT	81, 83	66816GT	149
52170GT	37, 39	6091GT	25, 27, 29, 31, 33, 43, 45, 47, 49, 57, 61, 63, 65, 67, 69, 71, 113, 115, 117, 119, 125, 127, 129, 131, 139, 141, 143, 145, 147, 163, 165, 173	65736GT	65, 67, 69, 71	66817GT	81, 83, 85, 149, 151, 153, 155
52171GT	37	6095GT	21, 23, 25, 55	65738GT	133	66818GT	81, 83, 85, 149, 151, 153, 155
52172GT	37, 39	6097GT	17, 19, 31, 33, 43, 45, 51, 55, 57, 65, 69, 71, 75, 79, 115, 117, 119, 127, 129, 131, 137, 139, 141, 143, 173	65763GT	93	66826GT	99-100
52173GT	37, 39	6099GT	17, 19, 31, 33, 43, 45, 51, 55, 57, 65, 69, 71, 75, 79, 115, 117, 119, 127, 129, 131, 137, 139, 141, 143, 173	6578GT	43, 45, 47, 49	66827GT	99-100
52174GT	37	6115GT	63, 113, 115, 125, 127	65805GT	157	66829GT	25
52175GT	37	6145GT	43, 45, 47, 49	6595GT	35, 37, 147	66843GT	153
52176GT	37	6146GT	61, 63	65962GT	91	66866GT	143
5224GT	23, 145	6147GT	43, 45, 47, 49	65967GT	53	66871GT	53, 77
52525GT	159	6175GT	19, 31, 33, 43, 45, 55, 57, 65, 69, 71, 75, 77, 133	65968GT	77	66875GT	27
52527GT	159	6177GT	45, 55, 57, 65, 69, 71, 75, 77, 133	65969GT	21, 23	66883GT	145
52529GT	159	6178GT	27, 29, 31, 33, 43, 45, 47, 49, 61, 63, 165	65974GT	99-100	66900GT	53, 77
52594GT	89, 91	6188GT	17, 19, 21, 23, 25, 55, 57	65976GT	23	66901GT	53, 77
52595GT	89, 91	6189GT	17, 19, 21, 23, 25, 55, 57	65977GT	23	66909GT	165
52628GT	19, 21	6198GT	17, 19, 21, 23, 25, 55, 57	65979GT	23	66945GT	99-100
52629GT	21	62053GT	11-12	65982GT	53	66949GT	145
52864GT	12, 15	62054GT	11-12	65990-SGT	145	66951GT	145
5397GT	43, 45, 65, 67, 69, 71, 145, 169	62082GT	87, 89, 91	66055GT	111, 123	66986GT	25
54074GT	173	62161GT	159	6606GT	165	6700GT	65, 67, 69, 71
55010GT	41	62161HGT	159	6607GT	29	6708GT	139
55018GT	41	62223GT	151, 153, 155	66098GT	113, 115, 117, 119, 125, 127, 129, 131	6782GT	51, 53, 65, 67, 69, 71, 75, 77, 169
55019GT	39, 41	62231GT	35	66157GT	15, 151	6873GT	43, 45, 47, 49
55021GT	41			66158GT	151, 153	6884GT	25
55298GT	45, 47			66159GT	95-96, 99-100	6886GT	65, 67, 69, 71, 73, 143, 169
55336GT	117, 119, 129, 131			66204GT	69, 71, 99-100	6888GT	17, 19, 21, 25, 43, 55, 117, 119, 129, 131
55355GT	19, 21, 23, 25			66206GT	79	6889GT	19, 21, 43, 45, 47, 49, 51, 53, 55, 59, 61, 63, 67, 77, 143
55487GT	117, 119, 129, 131			6626GT	147		
55558GT	125, 127, 133			66346GT	147		
55559GT	113, 115, 133			66353GT	147		
55572GT	169			66355GT	147		
55616GT	65, 67, 69, 71, 95-96, 99-100			66356GT	147		
55620GT	37			66375-SGT	141		
55691GT	169			6637GT	59, 145		
55715GT	115, 125, 127, 133			66380GT	175		
55725GT	31, 33			6638GT	43, 45, 47, 49, 55, 57, 65, 67, 69, 71, 113, 115, 117, 119, 125, 127, 129, 131, 143, 145, 165, 171, 173		
55726GT	173			66397GT	43, 45, 47, 49		
55734GT	173			66410GT	149		
55747GT	173			66411GT	105, 107		
55748GT	173			66412GT	35		
55789GT	69, 71						
55917GT	21, 23, 25						
55921GT	79						
55941GT	71						
55953GT	21, 23, 25						
55968GT	99-100						
55983GT	51, 53, 61, 75, 77						
55989-SGT	17, 19, 21, 23						

Part Number	Page	Part Number	Page	Part Number	Page
7056GT	27, 29, 31, 33, 55, 57, 59, 61, 63, 147	8255GT	67, 145, 153, 155	T114691GT	81, 83, 85
7127GT	147	83093GT	81, 83, 85		
71706GT	41	83131GT	83, 85		
71912GT	59, 61, 63	83140GT	27, 31		
72254GT	153	8357GT	21, 23		
72326GT	27, 29, 31, 33, 151, 153, 155, 165	84394GT	93		
72970GT	11-12	84422GT	113, 115, 125, 127, 133		
7339GT	27, 43, 113, 115, 125, 127, 133	84539GT	93		
74266GT	65, 67	84739GT	93		
76502GT	43, 45, 47, 49	84740GT	93		
7713GT	31, 33, 43, 45, 51, 55, 57, 75, 143	84742GT	93		
78042GT	25	84743GT	93		
78043GT	25	84746GT	93		
78055GT	23	84748GT	93		
78068GT	17, 19, 21, 23	8514GT	117, 119, 129, 131		
78071GT	19, 21, 23, 25	8516GT	115, 117, 119, 127, 129, 131		
78072GT	19, 21, 23, 25	85239GT	83, 85		
78073GT	19, 21, 23, 25	8538GT	19, 21, 51, 75		
78107GT	145	88000GT	57		
78109GT	37	88356-126R3GT	27, 59, 61, 63		
78136GT	71	8914GT	29, 31, 33, 57, 65, 67, 69, 71, 113, 115, 125, 127, 129, 131, 165, 171		
78140GT	85	94340GT	105, 107		
78144GT	85	94341GT	105, 107		
78209GT	25	96008-SGT	81, 83, 85		
78221GT	17, 19, 21, 23, 25	96009GT	81, 83, 85		
78304GT	63	96010GT	81, 83		
78307GT	25	96011GT	81, 83, 85		
78308GT	25	96012GT	163		
78314GT	45, 47, 151, 153, 155	96013GT	163		
78315GT	63	96019GT	163		
78321GT	49	96020GT	155, 163		
78422GT	71	96110GT	43, 45, 47, 49		
78546GT	69, 71	96163GT	137		
78585GT	65, 67, 69, 71	96193GT	79		
78589GT	55, 57	96197GT	25		
78622GT	65, 67, 69, 71	96199GT	145		
78630GT	55, 57	96214GT	35, 37, 39		
78672GT	33	96236GT	147		
78673GT	15	96246GT	145		
78674GT	33	96247GT	145, 147		
78683GT	99-100	96257GT	55, 57		
78686GT	119, 125, 131	96317GT	19, 55, 57		
78687GT	119, 131	96388GT	25		
78696GT	95-96, 99-100	96413GT	143		
78716GT	105, 107	96416GT	55, 57		
78725GT	45, 47, 49	96420GT	155		
78805GT	153	96421GT	153		
78859GT	95-96, 99-100	96452GT	81, 83, 85		
78860GT	95-96, 99-100	96461GT	93		
78861GT	95-96, 99-100	96472GT	12		
78862GT	95-96, 100	96948GT	27, 29, 31, 33, 59, 61, 63		
78864GT	99-100	97013GT	161		
78873GT	171	97014GT	161		
78892GT	155	97015GT	161		
78903GT	161	97034GT	145		
78903HGT	161	97035GT	145		
78904GT	155	97036GT	145		
78910GT	115, 127, 133	97037GT	145		
78949GT	55, 57	97038GT	145		
78960GT	33	97039GT	145		
78962GT	33	97040GT	145		
81579GT	165	97056GT	25		
8178GT	137, 141	97059GT	41		
823408GT	65, 67, 69, 71	97128GT	29		
82368GT	12	97280GT	145		
82448GT	11-12	T112563GT	147		
825019GT	115, 117, 119, 127, 129, 131	T113787GT	137, 139, 143, 145		

Part Description Index

The Part Description Index is an alphabetical index of all part descriptions included in this manual. The index shows what page(s) the part is used on.

A

ACCUMULATOR,180 PSI PRECHARGE*.....71
 A C T U A T R , S W I T C H , U N D E R
 O V E R L A Y * -153
 ADAPTER, HARNESS.....155, 163
 ADAPTER, HARNESS***.....163
 ALARM ASSY.12VDC,ITT.....151, 153, 155
 ALARM WIRE HARNESS(66151).....27, 31
 ALARM,INTERMITTENT TONE 6-30V*.....165
 ALARM,STEADY TONE***.....27, 29, 31, 33
 AMMETER, 39243/47906/66412.....35
 AMMETER-47671 CHARGER,25 AMP.....37,
 39
 ARM-#1 INNER W/DECALS,GS15/19.....109,
 111, 121, 123
 ARM-#1 OUTER (GS1530,GS1930).....109,
 111, 121, 123
 ARM-#2 INNER (GS15/GS19)**109, 121
 ARM-#2 INNER (GS1530/GS1930).....111, 123
 ARM-#2 OUTR.GS1530 & #3 OUTR.....109,
 111, 121, 123
 ARM-#3 INNER (GS-1530).....109, 111
 ARM-#3 INNER (GS-1930).....121, 123
 ARM-#3 OUTER (GS-1530).....109, 111, 121,
 123
 ARM-#4 INNR, PLATFORM (1930).....121
 ARM-#4 INNR, PLATFORM (1930).....123
 ARM-POTHOLE CRANK W/BEARINGS.....59,
 61, 63
 ARM-POTHOLE LINK LWR.W/BEARIN.....61,
 63
 ARM-POTHOLE LINK UPR.W/BEARIN.....61,
 63
 ARM-POTHOLE LINK W/BEARINGS.....59
 ASSM,CONTACTOR KIT,GS.....45, 47, 49
 ASSY,SWITCH,TOGGLE,SPDT*****.....81,
 83, 85

B

BALL STUD,GAS STRUT (38593)***.....59, 61,
 63
 BASE WITH 1 NC CONTACT, E-STOP.....81,
 83, 85, 149, 151, 153, 155
 BASE, W/1 N.O. CONTACTS***.....149
 BAT. TRAY ASSY W/DEC,GS30 NIKN.....49
 BAT.TRAY ASSY W/WORD DEC,GS30.....45,
 47, 49
 BATT. CABLE ASSY-CHASSIS, GS.....103,
 105, 107
 BATT.PAK ASSY.W/DCL(GS15&19).....43
 BATTERY CABLE ASSY, 2.5"SCISS.....103,
 105, 107
 BATTERY CABLE ASSY,3.5" RED.....103
 BATTERY CABLE ASSY,RED.....105, 107
 BATTERY CABLE ASSY.5.75"SCISS.....103,
 105, 107
 BATTERY CABLE ASSY.8"(SCISR).....103
 BATTERY CABLE ASSY.BAT.MOD.GS.....103,
 105, 107
 BATTERY CHARGER, CONT EUROPE.....39
 BATTERY CHARGER,UPGRADE KIT***.....35,
 37, 39
 BATTERY, AGM, 6V, (TROJAN) ***.....175
 BATTERY,T105 W/LPT,3 CAP,DRY**.....43,
 45, 47, 49

BEARING,.75ID X 1"OD X 1.00"LG.....17
 BEARING,.75ID X 1"OD X 2.0"LG.....17
 BEARING,0.75IDX1.00ODX0.38L.....17, 19, 21,
 23, 59, 61, 63
 BEARING,0.75IDX1.00ODX0.50L.....23, 25, 59,
 61, 63
 BEARING,0.75IDX1.00ODX0.75L.....43, 47, 51,
 73
 BEARING,1.00IDX1.25ODX0.49L.....25
 BEARING,1.0ID X 1.25OD X .38LG.....19, 21
 BEARING,1.50IDX1.77ODX1.25L.....111, 123
 BEARING,1.5IDX1.75ODX1.5L.....115, 127
 BEARING,1.75ID X 2"OD X .75"LG...113, 125,
 127
 BEARING,1.75IDX2.00ODX2.50L.....109, 113,
 115, 121, 125, 127
 BEARING,2.25IDX2.50ODX1.50L***17, 19,
 21, 23, 25
 BEARING,BRK,MICO **55
 BEARING,DRIVE MOTOR GS15/19.....17, 25
 BEARING,FL,.75IDX1.25ODX.5 L.....23
 BEARING,FL,0.75ID X 1 OD X .49.....19, 21,
 23, 25, 51, 53, 65, 75, 77
 BEARING,FL,1.75IDX2.25ODX.85L.....111, 123
 BEARING,JOYSTICK (57890).....157
 BEARING,MOTOR.....79
 BEARING,MOTOR,36843,BRUSH END*.....79
 BELLCRANK ASSY,SERV KIT GS30.....19, 21,
 23, 25
 BELLCRNK STEER W/BRGS.GS1519.....17
 BELLCRNK STEER W/BRGS.GS30***19,
 21
 BLOCK, PLATFORM ANCHOR.....135
 BLOCK,MODULE TRAY STOP.....61, 63
 BOLT, WIDE SHOULDER.....19, 21
 BOLT,CARRIAGE,5/16-18 X 2.0,G2.....169
 BOLT,POTHOLE SHOULDER***%.....59
 BOLT,SHORT SHOULDER.....17, 19, 21, 51,
 53, 61, 63, 75, 77
 BOLT,SHOULDER,5/8-11 X 1.19 LT.....59, 61,
 63
 BOLT,SHS,3/8X.375X5/16-18,ZAG.....51, 75,
 143
 BOOT, JOYSTICK~161
 BOOT, PROTECTIVE, 45049 BLACK.....159
 BOOT,CABLE TERMINAL COVER.....43, 45,
 47, 49
 BOOT,CABLE TERMINAL,LG,RED,2/0.....173
 BOOT,CABLE TERMINAL,SMALL.....173
 BOOT,CONTROLLER.....157
 BOOT,CONTROLLER**.....159
 BOOT,THUMB ROCKER***161
 BOOT,TOGGLE SWITCH,SHORT*.....81, 83,
 85, 149
 BOOT-THUMB ROCKER** BLACK.....157
 BOOT-THUMB ROCKER, 44988 RED**157
 BOX, GRAY SCISSOR CONTROLLERS.....149
 BOX,MOLDED UPPER CONTROL.....153, 155
 BRACKET ASSY-ROLLER, PLTRM***143
 BRACKET, CONTROLLER MOUNT.....69, 71
 BRACKET, CONTROLLER MOUNT,SP.....79
 BRACKET, FILTER MOUNT GS32&46.....71
 BRACKET, FULL HT SWING GATE.....141
 BRACKET, RELAY MOUNTING.....65, 67
 BRACKET,AIRLINE MOUNTING.....167
 BRACKET,BOX HINGE,LH-UP/RH-LO.....51,
 53, 75, 77

BRACKET,BOX HINGE,RH-UP/LH-LO.....51,
 53, 75, 77
 BRACKET,CNTRLLER MOUNT,PAINTED...67
 BRACKET,CONTACTOR,GS.....45, 47, 49
 BRACKET,CONTROLLER MOUNT.....65
 BRACKET,FILTER MOUNT.....65, 67, 69
 BRACKET,FOOT PEDAL SUPPORT.....143
 BRACKET,HINGE MOUNTING,PAINTED...139
 BRACKET,JOYSTICK QUICK DISCNT.....163
 BRACKET,LATCH SUPPORT.....139
 BRACKET,LOCK PIN,LEFT.....51
 BRACKET,LOCK PIN,RIGHT.....75
 BRACKET,MAIN CABLE BRIDGE.....115, 117,
 125, 127, 129
 BRACKET,MAIN CABLE BRIDGE***.....113
 BRACKET,PIGTAIL.....57
 BRACKET,PLAT CONTROL BOX SLAB....145,
 153, 155
 BRACKET-LATCH MOUNT,BAT MOD.....53
 BRAKE, HYDRAULIC***.....55, 57
 BRAKE,AUSCO (66416).....57
 BRAKE,MICO (40841).....55
 BREATHER CAP, HYD. TANK, 1/4 NPT.....69,
 71
 BRKT,UPPER CABLE BRIDGE,GRAY.....125,
 127, 129, 131
 BRUSH,PWR UNIT (40844)**.....79
 BULKHEAD FITTING,PLASTIC X 8**...65, 67,
 71, 99-100
 BULKHEAD,FEMALE X 6 X 6.....167
 BULKHEAD,UNION,070601-6.....96
 BUMPER, MODULE TRAY.....45, 51, 53, 67,
 77
 BUMPER,1.25 INCH O.D.,SCISSORS.....113,
 115, 117, 119, 127, 129, 131
 BUMPER,RUBBER.....125
 BUMPER,RUBBER,.63 X .63H.....139
 BUMPER,RUBBER,1"OD X .461 H.....45, 47,
 49, 85
 BUSHING 1.5X1.75X2.5.....133
 BUTT SPLICE, 6-GA.....173
 BUTTON, .800 O.D. X .281.....143, 145
 BUTTON,JOYSTICK MOUNT,BRASS***.....143
 BUTTON,PUSH,BLACK W/SEAL ***149
 BUTTON,PUSH,RED MUSHROOM
 HEAD.....81, 83, 85, 149, 151, 153, 155

C

CABLE ASSEMBLY,11"(SCISSORS).....103
 CABLE ASSEMBLY,12"(SCISSORS).....103
 CABLE ASSEMBLY,13" BLACK.....103, 105,
 107
 CABLE ASSEMBLY,13" RED.....103, 105, 107
 CABLE ASSEMBLY,13"(SCISSORS).....103,
 105, 107
 CABLE ASSEMBLY,1930 CONTROL.....163
 CABLE ASSY, BATT,69" RED.....107
 CABLE ASSY,BATT,23"RED.....107
 CABLE BRACKET,PAINTED.....113, 115, 125,
 127, 133
 CABLE SQUEEZE CONN.,XTRA LRG.....31,
 33
 CABLE TIE MOUNT.....113, 115, 125, 127
 CABLE TIE,11.5" BLACK...117, 119, 129, 131,
 133, 169

KIT,BATTERY CHARGER,24V.....41
 KIT,CONTACTOR,GS,ALT.....65, 67, 69, 71
 KIT,CONTROL BOX UPDATE,GS30.....149
 KIT,DYN BRAKING VALVE,MINI.....87, 89, 91
 KIT,GASKET,UK POWER TO PLAT.....147
 KIT,GATE LATCH.....145
 KIT,GEN 5 COIL CORD.....155
 KIT,GEN1 TO GEN5 CONTRL SYS***.....45, 149
 KIT,JOYSTICK ENABLE SWITCH.....161
 KIT,JOYSTICK REPAIR (78903H).....161
 KIT,JOYSTICK STEER SWITCH.....161
 KIT,RELAY INTERLOCK.....37
 KNOB,BLACK(44217)CHECK VALVE.....93
 KNOB,HAND PUMP (RED)***.....93
 KNOB,OVAL TAPERED.....43, 73
 KNOB,PILOT OP VALVE (BLACK)***.....93
 KNOB,RED(44218)HP VALVE.....93

L

LADDER WELD W/DECALS GS30MINI.....55, 57
 LATCH HANDLE.....145
 LATCH,ROTARY, W/KNOB,LEFT.....53, 77
 LATCH,ROTARY, W/KNOB,RIGHT.....53, 77
 LEVEL SENSOR LID AND DECAL.....33
 LEVEL SENSOR,LS60 RED,1.5X4*.....31, 33
 LEVEL SENSOR,LS60,BLUE,2X3***.....33
 LEVEL SENSOR,LS60,BLUE,2X4*.....27, 29, 31, 33
 LEVEL SENSOR,LS60,RED,1.5X3*.....33
 LEVER,FUNC ENABLE SWITCH,RGE**.....157, 159
 LEVER,FUNC.ENABL.SWITCH,METAL.....157
 LIGHT,REPLACEMENT BULB (39676).....165
 LINK,(SPLIT) OPEN-END.....137
 LOCK PIN ASSY,3.00".....43, 73
 LOCK, CONNECTOR.....41
 LOCKNUT,ELEC,1/2".....27, 29, 55, 57, 147
 LOCKNUT,ELECTRIC,3/4".....31, 33
 LWR CONTROL PANEL, WLDMT ***.....81, 83

M

MANIFOLD, MAIN, GS30.....91
 MANIFOLD,BRAKE RELEASE.....93
 MANIFOLD,BRAKE RELEASE***.....93
 MANIFOLD-MAIN,GS30,W20VDC***.....87, 89
 MANUAL BOX W/DECALS***.....143, 145
 MANUAL,OWNERS,CHARGER,105739.....41
 MICROSWITCH-V319M***.....157, 159
 MOTOR CONTROLLER, DC,24V,300A.....65, 67, 69, 71
 MOTOR,ELECTRIC,24VDC 4.5HP.....79
 MOTOR,HYDRAULIC,530,14.0CU.IN*.....25

N

NEEDLE/HOUSING ASSY W/KNOB***.....93
 NIKKEN POTHOLE ACTUATOR.....63
 NIPPLE,DIAGNOSTIC,#4.....87, 89, 91
 NIPPLE,PLASTIC .5 NPT X 6".....65, 67, 71, 95-96
 NUT - PLASTIC,RING FOR ALARMS...27, 29, 31, 33, 151, 153, 155, 165
 NUT, LP NYLOCK, 3/8-16...31, 33, 43, 45, 51, 55, 57, 75, 143
 NUT,070110-6.....171
 NUT,CASTLE,1.125-18 UNEF.....17, 19, 21, 23, 25, 55, 57

NUT,COIL (39909).....133
 NUT,HEX,1/4-20.....39, 43, 45, 47, 49
 NUT,HEX,5/16-18,GR5.....43, 45, 47, 49
 NUT,HEX,8-32.....39
 NUT,HEX,JAM,1/2-13.....21, 23
 NUT,JOYSTICK,44988, RGE.....157, 159
 NUT,JS,36867/42032/44988/40612.....157
 NUT,LOCKING-LG.FLANGE,5/16-18.....175
 NUT,LP NYLOCK,1/2-13.....51, 53, 59, 61, 63, 75, 77
 NUT,LP NYLOCK,1/4-20.....19, 21, 43, 45, 47, 49, 51, 53, 55, 59, 61, 63, 67, 77, 143
 NUT,LP NYLOCK,3/4-10.....19, 21, 51, 75
 NUT,LP NYLOCK,5/16-18.....53, 77, 143
 NUT,LP NYLOCK,5/8-11.....17, 19, 21, 25, 51, 53, 61, 63, 75, 77
 NUT,NYLOCK,1/2-13.....17, 19, 21, 23, 25, 55, 57
 NUT,NYLOCK,1/4-20.....25, 27, 29, 31, 33, 43, 45, 47, 49, 57, 61, 63, 65, 67, 69, 71, 113, 115, 117, 119, 125, 127, 129, 131, 139, 141, 143, 145, 147, 163, 165, 173
 NUT,NYLOCK,10-32.....27, 29, 31, 33, 43, 45, 47, 49, 61, 63, 165
 NUT,NYLOCK,3/8-16.....19, 23, 25, 55, 57, 61, 63, 109, 111, 113, 115, 117, 119, 121, 123, 125, 127, 129, 131, 135, 137, 139, 141, 145, 167, 173
 NUT,NYLOCK,5/16-18.....51, 53, 65, 67, 69, 71, 75, 77, 169
 NUT,NYLOCK,6-32.....163
 NUT,NYLOCK,8-32.....59, 63, 143
 NUT,RETAINER (96008).....83, 85
 NUT,WING 5/16-18.....169
 NUT-COIL SHORT.....87, 89, 91
 N U T - M O U N T I N G , P U S H B U T T O N-44988.....157, 159
 NUT-STRAIN RELIEF-GS JOYSTICK~.....149

O

O-RING,BOOT,CONTROLLER.....157
 Orifice.....87, 91
 ORIFICE DISC,.040".....87, 89, 91
 ORIFICE PLUG,.025" **.....87
 ORIFICE WASHER,.060", SCISSORS.....87
 ORIFICE,LONG,.037***.....125, 127, 133
 ORIFICE,LONG,.046.....113, 115, 133
 OUTLET, 110V.....147
 OVERLAY, PLAT CONTRL BOX,GEN4~.....15
 OVERLAY,PLAT CONTROLLER SLAB.....15, 151

P

PAINT,AEROSOL,BRIGHT BLUE***.....11-12
 PAINT,AEROSOL,GENIE GRAY***.....11-12
 PAINT,WET,GENIE BLUE (1 GL)**.....11-12
 PAINT,WET,GENIE GRAY (1 GL)**.....11-12
 PC BOARD,PLAT CNTRL,SLAB.....151, 153
 PC BOARD,SLAB,GEN 4.....155
 PCB,ASSY,LED,GS JOYSTICK.....149
 PCB,RELAY DRIVER,CHARGER 47671.....37
 PIGTAIL, ECM TO LINKAGE.....43
 PIN, LOCK.....43, 51, 73, 75, 143
 PIN, ROLLER.....145
 PIN, THREADED ROLLER.....143
 PIN,0.75DIAX2.75LG,CHAMFER.....17, 19, 21, 23, 25
 PIN,0.75DIAX4.28LG,CHAMFER.....17, 19, 21

PIN,1.50DIAx21.03LG,2RING.....111, 123
 PIN,1.50DIAx7.42LG,2RING.....111, 123
 PIN,1.50DIAx9.13LG,1HOLE.....115, 117, 119, 127, 129, 131
 PIN,1.75 X 8.187"LG.,SCR.....109, 121
 PIN,1.75 X 8.686"LG.,SCR.....113, 115, 125, 127
 PIN,1.75DIA.X7.94LG, 1HOLE..109, 111, 121, 123
 PIN,1.75DIAx7.35LG,CHAMFER.....109, 111, 121, 123, 135
 PIN,CLEVIS,.75 X 2.....23, 25
 PIN,COTTER,.156 X 1.75.....25, 55
 PIN,COTTER,.156 X 2.5.....17, 19, 21, 23, 25, 57
 PIN,SNAP,ENTRY RAIL.....137, 139, 141
 PIN-THREADED SHLDR OFFS,5/8-11.....51, 53, 61, 75, 77
 PLAT CONTRL,G4,DEC,IPCB,32/46.....153
 PLAT CONTRL,G4,DEC,IPCB,MINI.....155
 PLAT. ASSY.W/DECALS GS-1530.....137
 PLAT. ASSY.W/DECALS GS-1930.....137
 PLAT. EXTENSION ASSY.W/NONSKI.....143
 PLAT.ASY.W/DECALS(GS-1530)CE.....137
 PLAT.ASY.W/DECALS(GS-1930)CE.....137
 PLAT.EXT. RAILING ASSY.W/DECLS.....143
 PLATE, AUS. CW, CORNER.....55, 57
 PLATE, LCP, FRONT.....85
 PLATE, STEER LINK, SPACER.....23
 PLATE,AC ADAPTER,DIN/UK***.....147
 PLATE,HANDLE MOUNTING-PAINTED.....27, 29
 PLATE,HOSE ROUTING, BULKHEAD.....25
 PLATE,LIFT ARM CAM 1930,32,46....127, 131
 PLATE,LIFT ARM CAM GS1530.....115, 117, 119
 PLATE,LIFT ARM CAM,PAINTED.....129
 PLATE,POTHOLE PIVOT W/BEAR'G.....59
 PLATE,POTHOLE PIVOT W/BEARING.....61, 63
 PLATE,STEER LINK,LH,GS-30.....23
 PLATE,STEER LINK,RH,GS-30.....23
 PLATE,STEERING STOP MOUNT **.....31
 PLATFORM LANYARD.....143, 145
 PLATFORM RAIL SNAP PIN BRACKET.....137
 PLATFRM CNTRLS W/DECALS GS30.....149, 151
 PLUG, TYPE F, 230A, 50HZ, 16A, IP44.....35, 39, 147
 PLUG,1/4"SERIES,3/8 MPT.....167
 PLUG,ELECTRICAL,DOMESTIC....35, 37, 147
 PLUG,FUSED,250V,13AMP,U.K.***.....35, 147
 PLUG,HEX HEAD-8 PLASTIC....65, 67, 69, 71
 PLUG,NYLON 1.12 BLACK DOMED.....29, 31
 PLUG,NYLON 2.00 BLACK DOMED.....81, 83, 137, 139
 PLUG,PWR,UK,16AMP,3PIN,BLK.....35, 147
 PLUG,ROUND TUBING,1".....143
 POTENTIOMETER (62161)***.....159
 POTENTIOMETER MOUNT PLATE.....159
 POTHOLE ACTUATOR PUSHER WLDMT.....113, 115, 117, 119, 125, 127, 129, 131
 POTHOLE ACTUATOR SPACER.....63
 POTHOLE ACTUATOR,BACK.....59, 61, 63
 POTHOLE ACTUATOR,MAIN.....59, 61, 63
 POTHOLE SLIDER,32.....59
 POTHOLE WELDMENT,LEFT.....59, 61, 63
 POTHOLE WELDMENT,RIGHT.....59, 61, 63

Part Description Index (continued)

- POWER CORD, IEC 320 BLANK, 79".....37
 POWER CORD, UK 110, 115".....41
 POWER CORD, NOVON, 8".....39, 41
 POWER CORD, UK-HIGH VOLTAGE, 8".....41
 POWER CORD, US 110, 8".....41
 POWER UNIT ASSY-HYDR MOD.*****79
 PUMP KIT, BOSCH, GS30***.....79
 PUMP, 4CC GEAR, CCW***.....79
 PUSHBUTTON-FUNC. ENABL. W/ORING. 157, 159
 PWR UNIT MOD ASSY GS30.....67, 69, 71
 PWR. UNIT MODULE ASY. W/DECALS.....65
- Q**
- QUICK DISCONNECT CASING, BATT**.....43, 45, 47, 49
- R**
- RECEPTACLE, DIN, 220V 50A.....147
 REDUCER, 070123-6-4.....171
 Ref Platform Assembly.....139
 RELAY, 24VDC, 40/30A, SEALED***.....43, 45, 47
 RELAY, CHARGR, 47671, DPDT, 110VDC.....37
 Relief valve.....87, 89, 91
 RESISTOR, 75 OHM, DALE RS-10-38.....103
 RIGID EYE SNAP.....137
 RIVET, ALUM, STL., 188 X .250...137, 139, 143, 145
 RIVET, STL, STL., 188 X .45.....43, 65
 RIVET, STL, STL., 188 X .50.....61, 63
 ROCKER ASSEMBLY, 45049.....157
 ROCKER ASSY W/ROLLPIN***.....157, 159
 ROD END, .250 X 2.75 LG.....17, 19, 21, 23, 25
 ROD END, .375 X 3.69, ZAG.....115, 117, 119, 127, 129, 131
 ROLLER ARM, LIMIT SWITCH***.....29
 ROLLER, PLATFORM EXTENSION.....143, 145
- S**
- SAFETY CHOCK, SCISSOR.....117, 119, 129, 131
 SCR ASSY, 47671 LESTER CHARGER.....37
 SCREW, HCC, 3/8-16 X 1.50.....115, 117, 119, 127, 129, 131
 SCREW, HHC, 1/4-20 X .5.....27, 43, 113, 115, 125, 127, 133
 SCREW, YOKE LOCK ALL SLABS.....21, 23, 25
 SCREW, BHHS, 1/4-20 X .75.....27, 29, 31, 33, 163
 SCREW, BHHS, 1/4-20 X 1.....45, 47, 49, 143
 SCREW, BHHS, 1/4-20 X 1.5.....43, 45, 47, 49, 117, 119, 129, 131
 SCREW, BHHS, 3/8-16 X 1.....141
 SCREW, BHHS, 3/8-16 X 1.75.....143
 SCREW, BHHS, 3/8-16 X 2.5.....135
 SCREW, BHSC, 5/8-11 X 1.....143, 145
 SCREW, CHARGER COVER, #10 X .5.....35
 SCREW, FHM, 10-32 X 1.....43, 45, 47, 49
 SCREW, FHS, 1/4-20 X .25 NYLOCK.....67, 69, 71
 SCREW, FHS, 1/4-20 X .63...45, 47, 49, 51, 53, 67, 77
 SCREW, FHS, 1/4-20 X .75...117, 119, 129, 131
 SCREW, FHS, 1/4-20 X 1.25.....61, 63
 SCREW, FHS, 3/8-16 X 1, ZINC.....173
 SCREW, FHS, 3/8-16 X 1.5.....61, 63
 SCREW, HEX INDENT, 8-32 X 5/16.....39
 SCREW, HHC, 1/2-13 X 1.25 GR5.....43, 51, 53, 55, 57, 59, 61, 63, 65, 73, 75, 77
 SCREW, HHC, 1/2-13 X 1.375.....53, 77
 SCREW, HHC, 1/2-13 X 2.75.....17, 19, 25
 SCREW, HHC, 1/2-13 X 3.....55, 57
 SCREW, HHC, 1/2-13 X 3.5.....21, 23
 SCREW, HHC, 1/2-13 X .75.....43, 45
 SCREW, HHC, 1/4-20 X .625.....29, 31, 33, 57, 65, 67, 69, 71, 113, 115, 125, 127, 129, 131, 165, 171
 SCREW, HHC, 1/4-20 X .75.....21, 23, 43, 45, 47, 49, 55, 57, 115, 127, 139, 141, 143, 145, 147, 173
 SCREW, HHC, 1/4-20 X 1.....17, 19, 21, 25, 43, 55, 117, 119, 129, 131
 SCREW, HHC, 1/4-20 X 1.5.....43, 45, 47, 49
 SCREW, HHC, 1/4-20 X 1.75.....59, 145
 SCREW, HHC, 1/4-20 X 2.....61, 63
 SCREW, HHC, 1/4-20 X 2.5.....25
 SCREW, HHC, 1/4-20 X 3.5.....63, 113, 115, 125, 127
 SCREW, HHC, 3/8-16 X .625.....51, 57, 75
 SCREW, HHC, 3/8-16 X .75.....67, 145, 153, 155
 SCREW, HHC, 3/8-16 X 1.....19, 31, 33, 43, 45, 55, 57, 65, 69, 71, 131, 173
 SCREW, HHC, 3/8-16 X 1.25 GRD 5.....17, 19, 25, 113, 115, 117, 119, 125, 127, 129, 139, 143, 167
 SCREW, HHC, 3/8-16 X 1.75, GRD.8.....31, 33
 SCREW, HHC, 3/8-16 X 2.....23, 145
 SCREW, HHC, 3/8-16 X 2 FULL THRD.....137
 SCREW, HHC, 3/8-16 X 2.25.....139
 SCREW, HHC, 3/8-16 X 2.5.....137, 141
 SCREW, HHC, 3/8-16 X 2.75.....109, 111, 121, 123, 135, 139, 141
 SCREW, HHC, 3/8-16 X 4.5.....55
 SCREW, HHC, 3/8-16 X 5 GRD 5 ZNC.....57
 SCREW, HHC, 5/16-18 X .75.....65, 67, 69, 71, 73, 175
 SCREW, HHC, 5/16-18 X 1 GR5.....43, 45, 47, 49, 53, 67, 77
 SCREW, HHC, 5/16-18 X 1.25.....53, 77
 SCREW, HHC, 5/16-18 X 2.....169
 SCREW, HHC, M5 X 6.....65, 67
 SCREW, HHC, WASH HEAD, 1/4-20X.63.....39
 SCREW, PHILLIPS, PHM, 6-32 X .75.....147
 SCREW, PHILLIPS, PHM, 8-32 X .25**.....81, 83
 SCREW, PHILLIPS, PHM, 8-32 X .375.....147
 SCREW, PHILLIPS, RHM, 10-32 X 1.5.....29, 31, 33, 61, 63
 SCREW, PHS, 6-32 X 0.25.....163
 SCREW, RHM, 1/4-20 X .5.....171
 SCREW, RHM, 10-32 X .75.....165
 SCREW, RHM, 10-32 X 1.....43, 45, 47, 49
 SCREW, RHM, 10-32 X 1.5.....27
 SCREW, RHM, 6-32 X .25.....35
 SCREW, RHM, 6-32 X .5.....147
 SCREW, RHM, 8-32 X .50.....143
 SCREW, RHM, 8-32 X 1.75.....59
 SCREW, SH.METAL, HHC, 5/16 X 1/2.....27
 SCREW, SHC, 3/8-24 X 1.25".....79
 SCREW, SHS, 5/8-11 X 1.25.....59
 SCREW, TIMER, #8 PHMS X.375.....35
 SEAL KIT (66419, 66416, 74297).....57
 SEAL KIT 46221 & 46222(SCISR).....113, 115, 125, 127
 SEAL KIT, 55715 DY LIFTCYL.....115, 127, 133
 SEAL KIT, 55715 TX LIFTCYL.....133
 SEAL KIT, VALVE.....87, 89, 91, 93
 SEAL KIT, 39909, PLAT LWR VALVE*.....133
 SEAL KIT, BRAKE, MICO***.....55
 SEAL KIT, DR MTR. GS15/19, Z20***.....17, 19, 21, 23, 25
 SEAL KIT, HAND PUMP***.....93
 SEAL KIT, LIFT PUMP, BARNES**.....79
 SEAL KIT, PO CHECK VALVE(84391).....93
 SEAL KIT-FOR P.N.39038(SCISRS).....17, 19, 21, 23, 25
 SEAL KIT-FOR P.N.44167.....87, 89, 91
 SEAL KIT-FOR PN. 44217.....93
 SEAL KIT-P.N.44169, 44172, 44171.....87, 89, 91
 SERIAL # LABEL, SCISSORS*****12
 SERVICE KIT, BATTERY STOP.....43, 45
 SERVICE KIT, BRAKE RELEASE MAN*.....93
 SERVICE KIT, BRAKE, 14.2 IN 3***.....55, 57
 SERVICE KIT, E-DOWN 3246.....149
 SERVICE KIT, E-STOP.....81, 83, 85, 149, 151
 SHAFT ASSY, JOYSTICK***.....157
 SHAFT ASSY, JOYSTICK.....159
 SHUNT, ELECTRONIC, 47671 CHARGER.....37
 SLIDER BLOCK.....109, 111, 121, 123
 SLIDER BLOCK, PLATFORM.....135
 SNAP RING (55193).....25
 SNAP RING, EXTERNAL, .75 DIA.....59
 SNAP RING, EXTERNAL, 1.5 DIA***..111, 117, 119, 123
 SNAP RING, EXTERNAL, 1.75 DIA....109, 113, 121, 125
 Solenoid valve.....87, 89, 91
 SPACER, POTHOLE ACTUATOR.....23
 SPACER, .75ID X 1.5OD X 1/4THK.....19, 21, 23, 25
 SPACER, CABLE BRIDGE.....113, 115, 117, 125, 127, 129, 131
 SPACER, MODULE TRAY.....43, 51, 59, 73
 SPACER, MODULE TRAY, .030 THK.....51, 53, 75, 77
 SPACER, MODULE TRAY, .075 THK.....51, 53, 77
 SPACER, MODULE, .06 THK.....43, 51, 65, 73
 SPACER-DUAL COIL, #10, SCISSORS.....87, 89, 91
 SPACER-DUAL COIL, #8***.....87, 89, 91
 SPRING & BUSHING KIT, RETURN***.....157, 159
 SPRING CLIP, 1/4-20, .025-.15X.54, ZAG.....27, 29, 31, 33, 45, 47, 49, 55, 57
 SPRING CLIP, 3/8-16, .05-.20X.73, ZAG.....31, 33
 SPRING, COMPRESSION .835 X 2.....145
 SPRING, COMPRESSION.485 X1.75**.....43, 51, 73, 75, 143
 SPRING, HAND PUMP ROD.....93
 SPRING, RETURN.....67
 SPRING-BRUSH, 40844, SCISSORS.....79
 SRV KIT, GS30 STEER LINK ASSY, L.....19, 21, 23, 25
 SRV KIT, GS30 STEER LINK ASSY, R.....19, 21, 23, 25
 SRV KIT, DRIVE MOTOR, GS30***.....17, 19, 21, 23, 25
 STACK KIT***.....57
 STEER LINK ASSEMBLY GS-30.....25
 STEER LNK ASSY.W/BRGS, GS1519.....17
 STEER LNK ASSY.W/BRGS, GS1519**.....19
 STEER LNK W/BRGS, GS30.....21

STEERING,SRV KIT,GS1530/1930 *....17, 19, 21, 23
 STOP PLATFORM ROLLER....61, 63, 137, 139
 STRAIN RELIEF-GS JOYSTICK**~.....149
 STRAINER ASSEMBLY.....65, 67, 69, 71, 95-96, 99-100
 S T R O B E , B E A C O N , W / O U T
 HARDWARE**.....165
 SVC KIT,UK RECEIPT.REPLACEMENT.....147
 SWING GATE-INSTALL KIT-GS15/1930.....139
 SWITCH,LIMIT,W/ROLLER ARM***.....27, 29, 31, 33, 59, 61, 63
 SWITCH,LIMIT,W/RLR HEAD 180DG**.....27, 59, 61, 63
 SWITCH,PRESS 2500-6000 PSI ADJ.....171

T

T-BOX, 2.75 x 4.5 x 2.0.....147
 TANK BREATHER,NYLON **.....65, 67
 TANK ONLY,HYDRAULIC GS30/32***.....65, 67, 69, 71
 TAPE,NON-SKID,DIE CUT,1.38X1.5.....143
 TAPE,NON-SKID,DIE CUT,4"X 16".....137, 139
 TAPE,NON-SKID,DIE CUT,4"X 32".....143
 TAPE,NON-SKID,DIE CUT,4"X 40".....137, 139, 145
 TAPE,WARNING,BLK/YEL, 50***137, 139
 TEE,RUN 070432-6****171
 TEE,RUN,070428-4.....95-96, 99-100
 TEE,RUN,070432-4.....99-100
 THREADED ROD,(1/4-20),10.5".....43
 TIMER ASSY,ELECTRONIC,47671.....37, 39
 TIMER ASSY-ELECTRONIC, DMSTC*.....35
 TOGGLE SWITCH, PREWIRED***.....149
 TRANSFORMER,CHARGER (66478).....39
 TUBE, CLAMP, 3/8 (PAIR).....25
 TUBE, PLATFORM SPACER STD-12P.....39
 TUBING,PVC,1",BLACK***.....137
 TURN SWITCH ACTUATOR,JOYSTICK**161

U

U-BOLT ASSY, HANDLE CATCH**.....21, 23
 U-BOLT,SQ BEND, 1/2-13.....25

V

VALVE,CHECK***.....87, 89
 VALVE,CHECK,5 PSI**.....87, 89
 VALVE,CHECK,IWP-S/CWP PWR ASSI.....91
 VALVE,CHECK,PILOT OPERATED***.....93
 VALVE,HAND PUMP ASSEMBLY***.....93
 VALVE,HAND PUMP**.....93
 VALVE,PILOT OPERATED ASSEMBLY*.....93
 VALVE,RELIEF,1000PSI(SCISSORS).....87
 VALVE,RELIEF,3500PSI(SCISRS)**.....87, 89
 VALVE,SHUTTLE.....93
 VALVE,SOLENOID,3POS 4WAY.....87, 89, 91
 V A L V E , W / 2 0 V N C
 SOLENOID,MANUAL.....113, 115, 125, 127, 133
 VALVE-FLOW REGULATOR 0.5 GPM.....89
 VALVE-FLOW REGULATOR 0.75 GPM.....87, 89, 91
 VALVE-RELIEF, 3700 PSI #8**.....91
 VALVE-RELIEF,1500 PSI, RV2.....89, 91
 VALVE-SOLENOID N.O.(SCISSORS)*.....87, 89
 VALVE-SOLENOID, 2POS 4 WAY.....87, 89, 91

W

WASHER,FINISHING CAP.....17, 19
 WASHER,FLAT UHMW 2.25 DIA.....43
 WASHER,FLAT,MS,#10,Y.....61, 63
 WASHER,FLAT,MS,#8,Y.....59, 143
 WASHER,FLAT,USS,1/2",Y.....21, 23, 25, 55
 WASHER,FLAT,USS,1/4"Y.....43, 45, 47, 49, 55, 57, 65, 67, 69, 71, 113, 115, 117, 119, 125, 127, 129, 131, 143, 145, 165, 171, 173
 WASHER,FLAT,USS,3/8",Y.....17, 19, 31, 33, 43, 45, 51, 55, 57, 65, 69, 71, 75, 79, 115, 117, 119, 127, 129, 131, 137, 139, 141, 143, 173
 WASHER,FLAT,USS,5/16",Y.....43, 45, 65, 67, 69, 71, 145, 169
 WASHER,FLAT,USS,5/8",Y.....21, 25
 WASHER,LOCK,#10 PLTD.....29
 WASHER,LOCK,25.....17, 19, 21, 23, 25, 27, 29, 43, 45, 47, 49, 55, 57, 65, 67, 69, 71, 113, 115, 125, 127, 133
 WASHER,LOCK,.313..65, 67, 69, 71, 73, 143, 169
 WASHER,LOCK,.375..31, 33, 65, 67, 79, 135, 143, 145, 153, 155
 WASHER,LOCK,.437,PLTD.....21, 23, 25
 WASHER,LOCK,.625 PLTD.....145
 WASHER,LOCK,0.5".....43, 45, 51, 55, 57, 65, 73
 WASHER,LOCK,M5,PLTD.....65, 67
 WASHER,NITRILE.....81, 83, 85
 WASHER,NYLON,406 X.750 X.032.....51, 75
 WASHER,SCIS ARM,1.79X2.25X.120.....109, 113, 115, 117, 119, 121, 125, 127, 129, 131
 WASHER,SHIM,1.54X2.00X.125,ZAG.....111, 123
 WASHER,SHOULDER,NYLON.....143
 WASHER,STAR,EXTERNAL,.25.....39
 WASHER,STAR,EXTERNAL,.375.....65, 67, 69, 71
 WASHER,THRUST .75 X 1.25 X .06.....17, 19, 21, 23, 61, 63
 WASHER,THRUST 1 X 1.75 X .058.....19, 21
 WASHER,THRUST,.5 X 2.438 X .25.....17, 19, 21, 23, 25
 WEAR PAD, SLIDER.....109, 111, 121, 123
 WEAR PAD,3.5 X 1.88 X .25.....31, 33
 WEAR PAD,PLATFORM.....43, 65, 137, 139, 143, 145
 WEAR/GUIDE PAD MAIN PLATFORM.....137, 139
 WEATHERSTRIP,SWING GATE.....139
 WELDING CABLE #2 BLACK.....105, 107
 WELDING CABLE #2 RED.....105, 107
 WELDMNT STEERYOKE LH 30...17, 19, 21, 23
 WELDMNT, ALUM,JOYSTICK GUARD.....143
 WELDMNT, CHAIN ENTRY GATE.....145
 WELDMNT, EXT. PLATFORM.....145
 WELDMNT, HALF GATE.....145
 WELDMNT, LOWER CONTROL PANEL.....85
 WELDMNT, R STEER YOKE, GS30.....25
 WELDMNT,ENTRY RAIL 30.....139
 WELDMNT,FULL SWING GATE ANSI.....141
 WELDMNT,FULL SWING GATE CE.....139, 141
 WELDMNT,L STEER YOKE, GS30.....25
 WELDMNT,LEFT YOKE,NIKKEN.....25
 WELDMNT,PLATFORM GATE 30.....137
 WELDMNT,PLATFORM RAILING,30.....137, 139

WELDMNT,RIGHT YOKE,NIKKEN.....25
 WELDMNT,ROLLER BRACKET,LT***145
 WELDMNT,ROLLER BRACKET,RT***.....145, 147
 WELDMNT,SWING GATE 30.....139
 WHEEL & TIRE ASSY,LP,12"*****17, 19, 21, 23, 25, 55, 57
 WIRE ASSEMBLY, GS1530.....163
 WIRE ASSEMBLY,GS1530.....163
 WIRE ASSEMBLY,GS1930/1932/2032.....163
 WIRE ASSY,CHASSIS CNTRL PIGT.....45, 47
 WIRE ASSY,CHASSIS CONTROL PIGT.....47, 163
 WIRE CABLE,14/3 CON.TPE JKT*.....55, 57
 WIRE CABLE,16/3 SJO,BULK.....147
 WIRE CABLE,18/2 SJO,BULK.....29, 31, 33
 WIRE CAP,ORANGE.....147
 WIRE,10 GA,BLACK,GXL***.....105, 107
 WIRE,10 GA,RED,GXL***105, 107
 WLDMNT,STEERYOKE,RIGHT,PAINT**.....17, 19, 21, 23
 WLDMT, AUS CW, RIGHT.....55, 57
 WLDMT,AUS CW,LEFT.....55, 57
 WLDMT,LOCKING ROLLER SUPPORT.....143
 WORKLIGHT CABLE,GS15XX.....169
 WORKLIGHT CABLE,GS19/20XX.....169
 WORKLIGHT PIGTAIL ASSY.....169
 WORKLIGHT,24V,COIL CORD.....169

Z

ZERK-GREASE,1/4-28, STRAIGHT.....21, 23, 25

Fitting Cross References

Genie PN	Parker PN	Description	Genie PN	Parker PN	Description
12342	6-4 F5OX-S	CONNECTOR,STRAIGHT THREAD TO FLARE TUBE	42794	1 CR-S	ELBOW,90°,MALE PIPE
13757	4 R6X-S	RUN TEE,SWIVEL NUT,ORFS	42795	BV-0839	BALL VALVE
19685	12-10 C5OX-S	ELBOW,90°,STRAIGHT THREAD TO FLARE TUBE	42796	BV-0838	BALL VALVE
22664	12-10 C5OX	ELBOW,90°,STRAIGHT THREAD TO FLARE TUBE	42874	6-8 CLO-S	ELBOW,90°,MALE PIPE TO ORFS
27431	8-12 F5OX-S	CONNECTOR,STRAIGHT THREAD TO FLARE TUBE	42912	13943-6-4	HOSE END,90° FEMALE SWIVEL,JIC
28678	AS-B-33	SLEEVE,NYLON,1.81" ID	42920	BV-0840	BALL VALVE,90°
39871	6 WETX-WLN-S	UNION,90° BULKHEAD W/NUT,FLARE TUBE	42932	AS-B-17	SLEEVE,NYLON,1.22" ID
39872	4 R5OX-S	RUN TEE,STRAIGHT THREAD	42936	10243-2-4	HOSE END,FEMALE PIPE
39873	6 C5OX-S	ELBOW,90°,STRAIGHT THREAD TO FLARE TUBE	42953	1/2 DD-S	ELBOW,90°,FEMALE PIPE
39874	8-6 C5OX-S	ELBOW,90°,STRAIGHT THREAD TO FLARE TUBE	42956	6 WELO-WLNL-S	UNION,90° BULKHEAD W/NUT,ORFS
39875	4-6 C5OX-S	ELBOW,90°,STRAIGHT THREAD TO FLARE TUBE	45349	8 V5OX-S	ELBOW,45°,STRAIGHT THREAD TO FLARE TUBE
39876	6-8 C5OX-S	ELBOW,90°,STRAIGHT THREAD TO FLARE TUBE	45351	4 V5OX-S	ELBOW,45°,STRAIGHT THREAD TO FLARE TUBE
39877	4 F5OX-S	CONNECTOR,STRAIGHT THREAD TO FLARE TUBE	47223	10343-6-6	HOSE END,MALE,JIC
39878	6 F5OX-S	CONNECTOR,STRAIGHT THREAD TO FLARE TUBE	47419	PS690503-6-6	SWIVEL,90°,STRAIGHT THREAD TO 37° FLARE
39879	4-8 F5OX-S	CONNECTOR,STRAIGHT THREAD TO FLARE TUBE	48750	421-4	HOSE,1/4 INCH ID
39880	6-10 F5OX-S	CONNECTOR,STRAIGHT THREAD TO FLARE TUBE	48751	481TC-4	HOSE,1/4 INCH ID
39881	4-6 F5OX-S	CONNECTOR,STRAIGHT THREAD TO FLARE TUBE	48752	482TC-4	HOSE,1/4 INCH ID
39882	4-HP5ON-S	PLUG,STRAIGHT THREAD	48753	451TC-6	HOSE,3/8 INCH ID
39883	8-8 FTX-S	CONNECTOR,MALE PIPE TO FLARE TUBE	48754	482TC-6	HOSE,3/8 INCH ID
39885	269HB 12-12	ELBOW,90°,BEADED HOSE BARB TO MALE PIPE	48755	381-6	HOSE,3/8 INCH ID
39886	431-6	HOSE,3/8 INCH ID	48756	451TC-8	HOSE,1/2 INCH ID
39887	540N-2	HOSE,1/8 INCH ID	48757	482TC-8	HOSE,1/2 INCH ID
39888	801-8	HOSE,1/2 INCH ID	48758	381-8	HOSE,1/2 INCH ID
39889	801-12	HOSE,3/4 INCH ID	48759	381-10	HOSE,5/8 INCH ID
39890	10643-6-6	HOSE END,FEMALE SWIVEL,JIC	48760	451TC-10	HOSE,5/8 INCH ID
39891	13943-6-6	HOSE END,90° FEMALE SWIVEL,JIC	48761	482TC-12	HOSE,3/4 INCH ID
39892	13743-6-6	HOSE END,45° FEMALE SWIVEL,JIC	48762	451TC-12	HOSE,3/4 INCH ID
39894	30682-8-8	HOSE END,FEMALE SWIVEL,JIC	48763	772-12	HOSE,3/4 INCH ID
39895	30682-10-12	HOSE END,FEMALE SWIVEL,JIC	48764	881-16	HOSE,1 INCH ID
42286	8-8 CTX-S	ELBOW,90°,MALE PIPE TO FLARE TUBE	48765	772-16	HOSE,1 INCH ID
42756	8-12 CLO-S	ELBOW,90,MALE PIPE TO ORFS	48766	AS-B-15	SLEEVE,NYLON,1.06" ID
42757	8-12 FLO-S	CONNECTOR,MALE PIPE TO ORFS	48767	AS-B-22	SLEEVE,NYLON,1.42" ID
42758	4 JLO-S	UNION TEE,ORFS	48770	881-8	HOSE,1/2 INCH ID
42759	4-4 FLO-S	CONNECTOR,MALE PIPE TO ORFS			
42760	6-8 FLO-S	CONNECTOR,MALE PIPE TO ORFS			
42761	1J143-6-4	HOSE END,90° FEMALE SWIVEL,SEAL LOK			
42762	1J743-6-4	HOSE END,45° FEMALE SWIVEL,SEAL LOK			
42768	1JO43-4-4	HOSE END,MALE,SEAL LOK			
42776	601-8	HOSE,1/2 INCH ID			
42777	1J743-16-16	HOSE END,45° FEMALE SWIVEL,SEAL LOK			
42786	16 CLO-S	ELBOW,90°,MALE PIPE TO ORFS			
42787	16 R6LO-S	RUN TEE,SWIVEL NUT,ORFS			
42788	16-8 TRLO-BL-S	REDUCER,TUBE END TO SWIVEL,ORFS			
42789	6-6 CLO-S	ELBOW,90°,MALE PIPE TO ORFS			
42790	8-10 V5OLO-S	ELBOW,45°,STRAIGHT THREAD TO ORFS			
42791	3/4 CD-S	ELBOW,90°,MALE TO FEMALE PIPE			
42792	3/4 X 1/2 PTR-S	REDUCER,MALE TO FEMALE PIPE			
42793	1/2 CR-S	ELBOW,90°,MALE PIPE			

Fitting Cross References (Continued)

Genie PN	Parker PN	Description
48771	881-10	HOSE,5/8 INCH ID
48772	381-4	HOSE,1/4 INCH ID
48773	AS-B-13	SLEEVE,NYLON,.86" ID
48800	1JC43-4-4	HOSE END,FEMALE SWIVEL,SEAL LOK
48801	1J743-4-4	HOSE END,45° FEMALE SWIVEL,SEAL LOK
48802	1J943-4-4	HOSE END,90° FEMALE SWIVEL,SEAL LOK
48804	1JM43-4-4	HOSE END,MALE,SEAL LOK, NO O-RING
48805	10643-4-4	HOSE END,FEMALE SWIVEL,JIC
48806	13943-4-4	HOSE END,90° FEMALE SWIVEL,JIC
48807	1JS43-4-4	HOSE END,FEMALE SWIVEL,SEAL LOK
48808	3JC82-8-8	HOSE END,FEMALE SWIVEL,SEAL LOK
48809	3JC82-12-12	HOSE END,FEMALE SWIVEL,SEAL LOK
48810	1JC43-6-4	HOSE END,FEMALE SWIVEL,SEAL LOK
48811	1J943-6-4	HOSE END,90° FEMALE SWIVEL,SEAL LOK
48812	1JC43-6-6	HOSE END,FEMALE SWIVEL,SEAL LOK
48813	1J143-6-6	HOSE END,90° FEMALE SWIVEL,SEAL LOK
48814	1J543-6-6	HOSE END,90° FEMALE SWIVEL,SEAL LOK
48815	1J743-6-6	HOSE END,45° FEMALE SWIVEL,SEAL LOK
48816	1J943-6-6	HOSE END,90° FEMALE SWIVEL,SEAL LOK
48817	1JS43-6-8	HOSE END,FEMALE SWIVEL,SEAL LOK
48818	1J943-8-4	HOSE END,90° FEMALE SWIVEL,SEAL LOK
48819	1JC43-8-6	HOSE END,FEMALE SWIVEL,SEAL LOK
48820	1J743-8-6	HOSE END,45° FEMALE SWIVEL,SEAL LOK
48821	1J943-8-6	HOSE END,90° FEMALE SWIVEL,SEAL LOK
48822	1JC43-8-8	HOSE END,FEMALE SWIVEL,SEAL LOK
48823	1JS43-8-8	HOSE END,FEMALE SWIVEL,SEAL LOK
48824	1J143-8-8	HOSE END,90° FEMALE SWIVEL,SEAL LOK
48825	1J543-8-8	HOSE END,90° FEMALE SWIVEL,SEAL LOK
48826	1J743-8-8	HOSE END,45° FEMALE SWIVEL,SEAL LOK
48827	1J943-8-8	HOSE END,90° FEMALE SWIVEL,SEAL LOK
48828	1JC43-10-8	HOSE END,FEMALE SWIVEL,SEAL LOK
48829	1JS43-10-8	HOSE END,FEMALE SWIVEL,SEAL LOK
48830	1J743-10-8	HOSE END,45° FEMALE SWIVEL,SEAL LOK
48831	1J943-10-8	HOSE END,90° FEMALE SWIVEL,SEAL LOK
48833	1JC43-10-10	HOSE END,FEMALE SWIVEL,SEAL LOK
48834	1J943-10-10	HOSE END,90° FEMALE SWIVEL,SEAL LOK
48835	1JS43-10-12	HOSE END,FEMALE SWIVEL,SEAL LOK
48836	1JC43-12-8	HOSE END,FEMALE SWIVEL,SEAL LOK
48837	1JS43-12-8	HOSE END,FEMALE SWIVEL,SEAL LOK
48838	1J743-12-8	HOSE END,45° FEMALE SWIVEL,SEAL LOK
48839	1J943-12-8	HOSE END,90° FEMALE SWIVEL,SEAL LOK
48840	1J943-12-10	HOSE END,90° FEMALE SWIVEL,SEAL LOK
48841	1JC43-12-12	HOSE END,FEMALE SWIVEL,SEAL LOK
48842	1JO43-12-12	HOSE END,MALE,SEAL LOK
48843	1J143-12-12	HOSE END,90° FEMALE SWIVEL,SEAL LOK
48844	1J543-12-12	HOSE END,90° FEMALE SWIVEL,SEAL LOK
48845	1J743-12-12	HOSE END,45° FEMALE SWIVEL,SEAL LOK
48846	1J943-12-12	HOSE END,90° FEMALE SWIVEL,SEAL LOK

Genie PN	Parker PN	Description
48847	13943-12-12	HOSE END,90° FEMALE SWIVEL,JIC
48848	10543-12-12	HOSE END,MALE,STRAIGHT THREAD
48849	1JC71-12-12	HOSE END,FEMALE SWIVEL,SEAL LOK
48850	1JS71-12-12	HOSE END,FEMALE SWIVEL,SEAL LOK
48851	1J171-12-12	HOSE END,90° FEMALE SWIVEL,SEAL LOK
48852	1J771-12-12	HOSE END,45° FEMALE SWIVEL,SEAL LOK
48853	1J971-12-12	HOSE END,90° FEMALE SWIVEL,SEAL LOK
48854	1JC43-16-16	HOSE END,FEMALE SWIVEL,SEAL LOK
48855	1J943-16-16	HOSE END,90° FEMALE SWIVEL,SEAL LOK
48856	1J171-16-16	HOSE END,90° FEMALE SWIVEL,SEAL LOK
48857	1J971-16-16	HOSE END,90° FEMALE SWIVEL,SEAL LOK
48859	1JS43-8-4	HOSE END,FEMALE SWIVEL,SEAL LOK
48867	PD36BTL	DIAGNOSTIC NIPPLE,SEAL-LOK SWIVEL
48873	6 PNLO-S	PLUG,TUBE END,ORFS
48874	6 PNTX-S	PLUG,FLARE TUBE
48875	6 R6LO-S	RUN TEE,SWIVEL NUT,ORFS
48877	4 F5OLO-SW/.025	CONNECTOR,STRAIGHT THREAD TO ORFS, W/.025 ORI
48878	16-12 C5OLO-S	ELBOW,90°,STRAIGHT THREAD TO ORFS
48879	8 C6LO-S	ELBOW,90°,SWIVEL NUT ORFS
48880	PD6-285	CAP,DIAGNOSTIC NIPPLE
48881	6 HLO-S	UNION,ORFS
48883	8 P5ON-S	PLUG,STRAIGHT THREAD
48884	8M18F87OMLO-S	CONNECTOR,METRIC,STRAIGHT THREAD TO ORFS
48885	4 WGTX-WLN-S	CONNECTOR,BULKHEAD,FEMALE PIPE TO FLARE TUBE
48886	4 F5OLO-SW/2MM	CONNECTOR,MACHINED STRAIGHT THREAD TO ORFS
48887	4 CTX-S	ELBOW,90°,MALE PIPE TO FLARE TUBE
48888	10-12 V5OLO-S	ELBOW,45°,STRAIGHT THREAD TO ORFS
48890	4 S5OLO-S	BRANCH TEE,STRAIGHT THREAD TO ORFS
48891	4 S6LO-S	BRANCH TEE,SWIVEL NUT TO ORFS

Fitting Cross References (Continued)

Genie PN	Parker PN	Description	Genie PN	Parker PN	Description
48892	6 C6LO-S	ELBOW,90°,SWIVEL NUT ORFS	48938	8 R6LO-S	RUN TEE,SWIVEL NUT,ORFS
48893	6 F5OHAO-S	UNION,STRAIGHT THREAD	48939	8 S6LO-S	BRANCH TEE,SWIVEL NUT TO ORFS
48894	8 WLO-WLNL-S	UNION,BULKHEAD,ORFS	48940	8 WJLO-WLNL-S	RUN TEE, BULKHEAD,ORFS
48895	DT-370-MSMO-5	VALVE,CHECK	48941	8-4 TRLO-S	REDUCER,TUBE END TO SWIVEL,ORFS
48896	6 JLO-S	UNION,TEE,ORFS	48942	8-6 C5OLO-S	ELBOW,90°,STRAIGHT THREAD TO ORFS
48897	DT-750-MSMS-5	VALVE,CHECK	48943	8-6 F5OLO-S	CONNECTOR,STRAIGHT THREAD TO ORFS
48898	DT-750-MOMS-5	VALVE,CHECK	48944	8-8 FLO-S	CONNECTOR,MALE PIPE TO ORFS
48899	DT-620-MOMS-5	VALVE,CHECK	48945	8 FTX-S	CONNECTOR,MALE PIPE TO FLARE TUBE
48900	4-6 F5OLO-SW/.035	CONNECTOR,STRAIGHT THREAD TO ORFS, W/.035 ORI	48946	8-10 F5OLO-S	CONNECTOR,STRAIGHT THREAD TO ORFS
48902	16-1 AOE4G-S	ELBOW,90° LONG,FEMALE PIPE TO STRAIGHT THREAD	48947	8-12 C5OLO-S	ELBOW,90°,STRAIGHT THREAD TO ORFS
48903	1 FF-S	NIPPLE,PIPE	48948	8-12 F5OLO-S	CONNECTOR,STRAIGHT THREAD TO ORFS
48904	4 C5OLO-S	ELBOW,90°,STRAIGHT THREAD TO ORFS	48949	8-16 F5OLO-S	CONNECTOR,STRAIGHT THREAD TO ORFS
48905	4 F5OLO-S	CONNECTOR,STRAIGHT THREAD TO ORFS	48950	10 C5OLO-S	ELBOW,90°,STRAIGHT THREAD TO ORFS
48906	4 R5OLO-S	RUN TEE,STRAIGHT THREAD	48951	10 CC5OLO-S	ELBOW,90° LONG,STRAIGHT THREAD TO ORFS
48907	4 V5OLO-S	ELBOW,45°,STRAIGHT THREAD TO ORFS	48952	10 F5OLO-S	CONNECTOR,STRAIGHT THREAD TO ORFS
48908	4 R6LO-S	RUN TEE,SWIVEL NUT,ORFS	48953	10 R5OLO-S	RUN TEE,STRAIGHT THREAD
48909	4 WJLO-WLNL-S	RUN TEE, BULKHEAD,ORFS	48954	10 S5OLO-S	BRANCH TEE,STRAIGHT THREAD TO ORFS
48910	4 GTX-S W/.030	CONNECTOR,FEMALE PIPE TO FLARE TUBE	48955	10 R6LO-S	RUN TEE,SWIVEL NUT,ORFS
48911	4-6 C5OLO-S	ELBOW,90°,STRAIGHT THREAD TO ORFS	48956	10-4 TRLO-BL-S	REDUCER,TUBE END TO SWIVEL,ORFS
48912	4-6 F5OLO-S	CONNECTOR,STRAIGHT THREAD TO ORFS	48957	10-6 TRLO-BL-S	REDUCER,TUBE END TO SWIVEL,ORFS
48913	4-6 F5OLO-SW/.030	CONNECTOR,STRAIGHT THREAD TO ORFS, W/.030 ORI	48958	10-12 F5OLO-S	CONNECTOR,STRAIGHT THREAD TO ORFS
48914	4-8 F5OLO-S	CONNECTOR,STRAIGHT THREAD TO ORFS	48959	12 C5OLO-S	ELBOW,90°,STRAIGHT THREAD TO ORFS
48915	6 C5OLO-S	ELBOW,90°,STRAIGHT THREAD TO ORFS	48960	12 F5OLO-S	CONNECTOR,STRAIGHT THREAD TO ORFS
48916	6 F5OLO-S	CONNECTOR,STRAIGHT THREAD TO ORFS	48961	12 R5OLO-S	RUN TEE,STRAIGHT THREAD
48917	6 FF5OLO-S	CONNECTOR,LONG,STRAIGHT THREAD TO ORFS	48962	12 S5OLO-S	BRANCH TEE,STRAIGHT THREAD TO ORFS
48918	6 R5OLO-S	RUN TEE,STRAIGHT THREAD	48963	12 V5OLO-S	ELBOW,45°,STRAIGHT THREAD TO ORFS
48919	6 S5OLO-S	BRANCH TEE,STRAIGHT THREAD TO ORFS	48964	12 R6LO-S	RUN TEE,SWIVEL NUT,ORFS
48920	6 V5OLO-S	ELBOW,45°,STRAIGHT THREAD TO ORFS	48965	12 CLO-S	ELBOW,90°,MALE PIPE TO ORFS
48921	6 FLO-S	CONNECTOR,MALE PIPE TO ORFS	48966	12 FLO-S	CONNECTOR,MALE PIPE TO ORFS
48922	6-6 FLO-S	CONNECTOR,MALE PIPE TO ORFS	48967	12 JLO-S	UNION TEE,ORFS
48923	6 P5ON-S	PLUG,STRAIGHT THREAD	48968	12 WLO-WLNL-S	UNION,BULKHEAD,ORFS
48925	6 WELO-S	UNION,90° BULKHEAD,ORFS	48969	12 WJLO-WLNL-S	RUN TEE, BULKHEAD,ORFS
48926	6-4 C5OLO-S	ELBOW,90°,STRAIGHT THREAD TO ORFS	48970	12 WELO-WLNL-S	UNION,90° BULKHEAD W/NUT,ORFS
48927	6-4 F5OLO-S	CONNECTOR,STRAIGHT THREAD TO ORFS			
48928	6-4 V5OLO-S	ELBOW,45°,STRAIGHT THREAD TO ORFS			
48929	6-8 C5OLO-S	ELBOW,90°,STRAIGHT THREAD TO ORFS			
48930	6-8 F5OLO-S	CONNECTOR,STRAIGHT THREAD TO ORFS			
48931	6-10 F5OLO-S	CONNECTOR,STRAIGHT THREAD TO ORFS			
48932	8 C5OLO-S	ELBOW,90°,STRAIGHT THREAD TO ORFS			
48933	8 F5OLO-S	CONNECTOR,STRAIGHT THREAD TO ORFS			
48934	8 FF5OLO-S	CONNECTOR,LONG,STRAIGHT THREAD TO ORFS			
48935	8 R5OLO-S	RUN TEE,STRAIGHT THREAD			
48936	8 S5OLO-S	BRANCH TEE,STRAIGHT THREAD TO ORFS			
48937	8 V5OLO-S	ELBOW,45°,STRAIGHT THREAD TO ORFS			

Fitting Cross References (Continued)

Genie PN	Parker PN	Description	Genie PN	Parker PN	Description
48971	12 G5G5JG5-S	TEE,FEMALE STRAIGHT THREAD	49612	PKT02586	O-RING KIT (ORFS FITTINGS)
48972	12 XHL6-S	ADAPTER, 37° MALE TO SWIVEL ORFS	49613	PKT06276	PLUG AND CAP KIT-SERVICE,ORFS
48973	12-1/2 F5OG-S	ADAPTER,FEMALE PIPE TO STRAIGHT THREAD	49728	10143-12-12	HOSE END, MALE PIPE
48974	12-10 C5OLO-S	ELBOW,90°,STRAIGHT THREAD TO ORFS	49729	16-1 F5OG-S	ADAPTER,FEMALE PIPE TO STRAIGHT THREAD
48975	12-10 F5OLO-S	CONNECTOR,STRAIGHT THREAD TO ORFS	49814	12-8 FLO-S	CONNECTOR,MALE PIPE TO ORFS
48976	12-16 C5OLO-S	ELBOW,90°,STRAIGHT THREAD TO ORFS	49829	DT-500-MOMF-5	VALVE,CHECK
48977	12-16 F5OLO-S	CONNECTOR,STRAIGHT THREAD TO ORFS	49831	881-12	HOSE,3/4 INCH ID
48978	12-16 V5OLO-S	ELBOW,45°,STRAIGHT THREAD TO ORFS	49834	16 JLO-S	UNION TEE,ORFS
48980	12-16 FLO-S	CONNECTOR,MALE PIPE TO ORFS	49838	12-8 TRLO-BL-S	REDUCER,TUBE END TO SWIVEL,ORFS
48983	16 C5OLO-S	ELBOW,90°,STRAIGHT THREAD TO ORFS	49840	8 JLO-S	UNION TEE,ORFS
48984	16 F5OLO-S	CONNECTOR,STRAIGHT THREAD TO ORFS	49844	10-8 TRLO-BL-S	REDUCER,TUBE END TO SWIVEL,ORFS
48985	16 V5OLO-S	ELBOW,45°,STRAIGHT THREAD TO ORFS	49854	8 P5ON-S	PLUG,STRAIGHT THREAD
48986	16 FLO-S	CONNECTOR,MALE PIPE TO ORFS	49855	1JC43-16-12	HOSE END,FEMALE SWIVEL,SEAL LOK
48988	16 CD45-S	ELBOW,45°,MALE TO FEMALE PIPE	49859	4 P5ON-S	PLUG,STRAIGHT THREAD
48989	12 CD45-S	ELBOW,45°,MALE TO FEMALE PIPE	49861	4 FF5OLO-S	CONNECTOR,LONG,STRAIGHT THREAD TO ORFS
48990	8 CD45-S	ELBOW,45°,MALE TO FEMALE PIPE	49867	12-3/4 F5OG-S	ADAPTER,FEMALE PIPE TO STRAIGHT THREAD
48991	16-12 FLO-S	CONNECTOR,MALE PIPE TO ORFS	51152	6 R6X-S	RUN TEE,SWIVEL NUT,ORFS
48992	16-12 V5OLO-S	ELBOW,45°,STRAIGHT THREAD TO ORFS	51153	6-4 TRTX-S	REDUCER,TUBE END TO SWIVEL,ORFS
48993	XV501-12	BALL VALVE	51154	4-4 GTX	CONNECTOR,FEMALE PIPE TO FLARE TUBE
48994	XV501-16	BALL VALVE	51264	881-12	HOSE,3/4 INCH ID
48995	XV510P-12	BALL VALVE	51265	8 JLO-S	UNION TEE,ORFS
48996	XV510P-16	BALL VALVE	51508	6 BTX-S	NUT,FLARE TUBE
48997	PD341	DIAGNOSTIC NIPPLE, STRAIGHT THREAD	51580	12-8 TRLO-BL-S	TUBE END REDUCER,ORFS
48998	PD 361	DIAGNOSTIC NIPPLE, STRAIGHT THREAD	51628	6 R6X-S	RUN TEE,SWIVEL NUT,ORFS
48999	DT-500-MOMS-5	VALVE,CHECK	51735	3/8 HHP	PLUG,PIPE THREAD
49201	10 V5OLO-S	ELBOW,45°,STRAIGHT THREAD TO ORFS	51803	1J943-6-8	HOSE END,90° FEMALE SWIVEL,SEAL LOK
49202	1JC43-12-10	HOSE END,FEMALE SWIVEL,SEAL LOK	53023	125HBL-5-4	FITTING,HOSE BARB TO MALE PIPE
49203	10-8 V5OLO-S	ELBOW,45°,STRAIGHT THREAD TO ORFS	53497	PKT02585	O-RING KIT
49205	6 F5OHAO-S	UNION,STRAIGHT THREAD	53499	1JC71-16-16	HOSE END,FEMALE SWIVEL,SEAL LOK
49207	PD34BTL	DIAGNOSTIC NIPPLE,SEAL-LOK SWIVEL	53500	3-904	O-RING,STRAIGHT THREAD,-4
49209	8M18F870MX-S	CONNECTOR,METRIC,STRAIGHT THREAD TO FLARE TUBE	53501	3-906	O-RING,STRAIGHT THREAD,-6
49212	8 WGTX-WLN-S	CONNECTOR,BULKHEAD,FEMALE PIPE TO FLARE TUBE	53502	3-908	O-RING,STRAIGHT THREAD,-8
49213	30682-8-8	HOSE END,FEMALE SWIVEL,JIC	53503	3-910	O-RING,STRAIGHT THREAD,-10
49216	831-8	HOSE,1/2 INCH ID			
49217	33982-8-8	HOSE END,90° FEMALE SWIVEL,JIC			
49219	PS-B-35	SLEEVE,NYLON,2.19" ID			
49418	4-6 V5OLO-S	ELBOW,45°,STRAIGHT THREAD TO ORFS			
49511	DT370-MOMS-5	VALVE,CHECK			
49512	1 DD-S	ELBOW,90°,FEMALE PIPE			
49513	1 FF-S	NIPPLE,PIPE			
49514	10 HP5ON-S	PLUG,STRAIGHT THREAD			
49515	12-16 CLO-S	ELBOW,90°,MALE PIPE TO ORFS			
49517	6 HP5ON-S	PLUG,STRAIGHT THREAD			
49519	16-12 F5OLO-S	CONNECTOR,STRAIGHT THREAD TO ORFS			
49520	4 VTX-S	ELBOW,45°,MALE PIPE TO FLARE TUBE			
49530	16 C6LO-S	ELBOW,90°,SWIVEL NUT ORFS			

Fitting Cross References (Continued)

Genie PN	Parker PN	Description	Genie PN	Parker PN	Description
53535	3-912	O-RING, STRAIGHT THREAD, -12	61083	24 F5OLO-S	CONNECTOR, STRAIGHT THREAD TO ORFS
53536	4-PNLO-S	PLUG, TUBE END, ORFS	61086	20 R5OLO-S	RUN TEE, STRAIGHT THREAD
53537	6 PNLO-S	PLUG, TUBE END, ORFS	61090	24-20 F5OLO-S	CONNECTOR, STRAIGHT THREAD TO ORFS
53538	8 PNLO-S	PLUG, TUBE END, ORFS	61091	1J943 24-24	HOSE END, 90° FEMALE SWIVEL, SEAL LOK
53539	10 PNLO-S	PLUG, TUBE END, ORFS	61093	1J978-12-12	HOSE END, 90° FEMALE SWIVEL, JIC
53540	12 PNLO-S	PLUG, TUBE END, ORFS	61095	1JS43-20-16	HOSE END, FEMALE SWIVEL, SEAL LOK
53946	129HB-5-4	FITTING, 90° HOSE BARB TO MALE PIPE	61100	811-24	HOSE, 1 1/2 INCH ID
53951	8-1/4F50G-S	ADAPTER, FEMALE PIPE TO STRAIGHT THREAD	61130	1JS43-24-24	HOSE END, FEMALE SWIVEL, SEAL LOK
53980	6 S6LO-S	BRANCH TEE, SWIVEL NUT TO ORFS	61131	1JS78 12-12	HOSE END, FEMALE SWIVEL, SEAL LOK
54132	4 C6LO-S	ELBOW, 90°, SWIVEL NUT ORFS	61132	1J778-12-12	HOSE END, 45° FEMALE SWIVEL, JIC
54135	11343-16-16	HOSE END, MALE SWIVEL, PIPE	61152	139HB-6-4	ELBOW, 45°, BARB TO MALE PIPE
54283	8-10 C5OLO-S	ELBOW, 90°, STRAIGHT THREAD TO ORFS	61251	BV-0750	BALL VALVE
54428	8M18C870MLO-S	ELBOW, 90° METRIC, STRAIGHT THREAD TO ORFS	61259	4 CC5OLO-S	ELBOW, 90° LONG, STRAIGHT THREAD TO ORFS
54803	FS-F-16-10	SLEEVE, FIRE, .96" ID	61260	20-12 TRLO-BL	REDUCER, TUBE END TO SWIVEL, ORFS
54954	10143-2-4	HOSE END, MALE PIPE	61262	12 C6LO-S	ELBOW, 90°, SWIVEL NUT ORFS
55190	3/8 HP-S	PLUG, PIPE THREAD	61263	20 F5OHAO-S	UNION, STRAIGHT THREAD
55448	8 HLO-S	UNION, ORFS	61264	6-10 C5OLO-S	ELBOW, 90°, STRAIGHT THREAD TO ORFS
55839	6 F65OX-S	CONNECTOR, STRAIGHT THREAD TO 37° SWIVEL	61265	6 WNLO-WLNL-S	UNION, BULKHEAD 45°, ORFS
55968	10 C5OX-S	ELBOW, 90°, STRAIGHT THREAD TO FLARE TUBE	61268	4 WNLO-WLNL-S	UNION, BULKHEAD 45°, ORFS
56003	6 CC5OLO-S	ELBOW, 90° LONG, STRAIGHT THREAD TO ORFS	61269	4 WLO-WLNL-S	UNION, BULKHEAD, ORFS
56166	BV-0837	BALL VALVE, 90°	61272	12 AOEL6	ELBOW, 90°, STRAIGHT THREAD TO ORFS SWIVEL
56188	10143-8-6	HOSE END, MALE PIPE	61316	482TC-16	HOSE, 1 INCH ID
56233	2-011	O-RING, ORFS, -4	61321	6 JLO-S	UNION TEE, ORFS
56234	2-012	O-RING, ORFS, -6	61327	782-12	HOSE, 3/4 INCH ID
56235	2-014	O-RING, ORFS, -8	61328	881-24	HOSE, 1 1/2 INCH ID
56236	2-016	O-RING, ORFS, -10	61336	11943-20-24	HOSE END, 90° FLANGE HEAD
56237	2-018	O-RING, ORFS, -12	61345	12 WJLO-WLNL-S	RUN TEE, BULKHEAD, ORFS
56238	2-021	O-RING, ORFS, -16	61346	8 WNLO-WLNL-S 4	UNION, BULKHEAD 45°, ORFS
56352	6 WLNL-S	LOCKNUT, BULKHEAD	61569	33782-8-8	HOSE END, 45° FEMALE SWIVEL, JIC
56353	3J782-12-12	HOSE END, 45° FEMALE SWIVEL, SEAL LOK	61610	12 FF5OLO-S	CONNECTOR, LONG, STRAIGHT THREAD TO ORFS
56354	3J982-12-12	HOSE END, 90° FEMALE SWIVEL, SEAL LOK	61742	1/8 X 1.5 FFF	NIPPLE, PIPE
56604	10-8 F5OLO-S	CONNECTOR, STRAIGHT THREAD TO ORFS	63426	8 PNTX-S	PLUG, FLARE TUBE
56639	3JC82-10-10	HOSE END, FEMALE SWIVEL, SEAL LOK			
56640	3J982-10-10	HOSE END, 90° FEMALE SWIVEL, SEAL LOK			
56655	3JC82-8-10	HOSE END, FEMALE SWIVEL, SEAL LOK			
56676	10-8 C5OLO-S	ELBOW, 90°, STRAIGHT THREAD TO ORFS			
56776	471TC-6	HOSE, 3/8 INCH ID			
56777	471TC-8	HOSE, 1/2 INCH ID			
56789	811-16	HOSE, 1 INCH ID			
57884	3/8 FF	NIPPLE, PIPE			
59335	6 FNL-S	CAP, TUBE END			
59342	4 FNL-S	CAP, TUBE END			
59371	8 HP5ON-S	PLUG, STRAIGHT THREAD			
60653	BV-0751	BALL VALVE			
60806	125HB-3-4	FITTING, HOSE BARB TO MALE PIPE			
61064	5-1/4 F50G-S	ADAPTER, FEMALE PIPE TO STRAIGHT THREAD			
61079	4 WELO-WLNL-S	UNION, 90° BULKHEAD W/NUT, ORFS			
61080	6 WLO-WLNL-S	UNION, BULKHEAD, ORFS			

Fitting Cross References (Continued)

Genie PN	Parker PN	Description	Genie PN	Parker PN	Description
64271	4 WLO-WLNL-S	UNION,BULKHEAD,ORFS	75631	801-6	HOSE,3/8 INCH ID
64272	6 WLO-WLNL-S	UNION,BULKHEAD,ORFS	75654	20 F5OLO-S	CONNECTOR,STRAIGHT THREAD TO ORFS
65776	8 F65OL-S	CONNECTOR,STRAIGHT THREAD TO ORFS SWIVEL	75655	1J943-20-20	HOSE END,90° FEMALE SWIVEL,SEAL LOK
65880	6001012	O-RING KIT	75656	881-20	HOSE,1-1/4 INCH ID
66154	6 WTX-WLNS	UNION,BULKHEAD,FLARE TUBE	75971	8 F5OHAO-S	UNION,STRAIGHT THREAD
66155	6 WETX-S	UNION,BULKHEAD 90°,FLARE TUBE	77307	1JB43-8-8	HOSE END,BULKHEAD,SEAL LOK
66156	6 WLN-S	BULKHEAD LOCKNUT	77309	8 WLNL-S	BULKHEAD LOCKNUT
66389	6-8 F5OX-S	CONNECTOR,STRAIGHT THREAD TO FLARE TUBE	77379	8M18C87OMX-S	ELBOW,90° METRIC,STRAIGHT THREAD TO FLARE TUBE
66392	6 R5OX-S	RUN TEE,STRAIGHT THREAD	77703	3J982-8-8	HOSE END,90° FEMALE SWIVEL,SEAL LOK
66396	811-12	HOSE,3/4 INCH ID	77711	801-10	HOSE,5/8 INCH ID
66829	H3174PP	CLAMP,TUBE	77758	12 WNLO-WLNL-S	UNION,BULKHEAD 45°,ORFS
67217	4 KLO-S	UNION,CROSS,ORFS	78091	6 C6X-S	ELBOW,90°,SWIVEL NUT TO FLARE TUBE
67339	10-6 F5OX-S	CONNECTOR,STRAIGHT THREAD TO FLARE TUBE	78684	30582-8-8B	HOSE END,PUSH LOK,MALE
67357	13943-8-6	HOSE END,90° FEMALE SWIVEL,JIC	78852	549-2	HOSE,1/8 INCH ID
67358	10 HP5ON-S	PLUG,STRAIGHT THREAD	78855	10657-4-2	HOSE END,FEMALE SWIVEL,JIC
67371	12 S6LO-S	BRANCH TEE,SWIVEL NUT TO ORFS	79138	PS-B-37	SLEEVE,NYLON,2.38" ID
67498	4 FNL-S	CAP, TUBE END	79476	1JS43-6-8	HOSE END,FEMALE SWIVEL,SEAL LOK
67906	DC-370-F0F0-5	VALVE,CHECK	79847	12-3/4 A0EG-S	ELBOW,90°,STRAIGHT THREAD TO FEMALE PIPE
69316	8 FLO-S	CONNECTOR,MALE PIPE TO ORFS	80044	8 CLO-S	ELBOW,90°,MALE PIPE TO ORFS
69333	H3174PP	CLAMP,HYDRAULIC HOSE	80502	8 F5OX-S	CONNECTOR,STRAIGHT THREAD TO FLARE TUBE
69503	4 F65OX-S	CONNECTOR,STRAIGHT THREAD TO 37° SWIVEL	80503	8 C5OX-S	ELBOW,90°,STRAIGHT THREAD TO FLARE TUBE
69775	8 FNL-S	CAP, TUBE END	81010	AS-B-27	SLEEVE,NYLON,1.63" ID
71038	1/4X1/4F3HG-S	ADAPTER,CONVERSION	83052	821-6	HOSE,3/8 INCH ID
71196	12-8 F5OLO-S	CONNECTOR,STRAIGHT THREAD TO ORFS	83053	821-8	HOSE,1/2 INCH ID
71383	1/4 CD45-S	ELBOW,45°,MALE TO FEMALE PIPE	83054	821-12	HOSE,3/4 INCH ID
72270	12FNL-S	CAP, TUBE END	83055	30682-6-6	HOSE END,FEMALE SWIVEL,JIC
73436	60C-4	SLEEVE,COMPRESSION	83056	30682-12-12	HOSE END,FEMALE SWIVEL,JIC
73437	61C-4	NUT,COMPRESSION	83057	33782-6-6	HOSE END,45° FEMALE SWIVEL,JIC
73438	33482-4-4B	HOSE END,PUSH LOK,MALE	83058	33982-6-6	HOSE END,90° FEMALE SWIVEL,JIC
73767	1CD-S	ELBOW,90°,MALE TO FEMALE PIPE	83060	33982-12-12	HOSE END,90° FEMALE SWIVEL,JIC
73768	20-16-F5OG5-S	ADAPTER,FEMALE PIPE TO STRAIGHT THREAD	83063	13743-4-4	HOSE END,45° FEMALE SWIVEL,JIC
73769	16-20 F5OLO-S	CONNECTOR,STRAIGHT THREAD TO ORFS			
74660	6-8 F42EDMLO-S	CONNECTOR,MALE BSPP TO ORFS			
74661	8-8 F42EDMLO-S	CONNECTOR,MALE BSPP TO ORFS			
75007	4 FLO-S	CONNECTOR,MALE PIPE TO ORFS			
75008	1/8 HP-S	PLUG,PIPE THREAD			
75014	1/2 HP-S	PLUG,PIPE THREAD			
75042	8 WELO-WLNL-S	UNION,90° BULKHEAD W/NUT,ORFS			
75043	3/4 FF-S	NIPPLE,PIPE			
75254	24 F5OHAO-S	UNION,STRAIGHT THREAD			
75255	12 F5OHAO-S	UNION,STRAIGHT THREAD			
75256	XV506P-24	BALL VALVE			
75574	4 WLNL-S	BULKHEAD LOCKNUT			
75612	8 WJLO-WLNL-S	RUN TEE, BULKHEAD,ORFS			
75613	12-8 F5OG5-S	ADAPTER,FEMALE PIPE TO STRAIGHT THREAD			
75614	8 CC5OLO-S	ELBOW,90° LONG,STRAIGHT THREAD TO ORFS			
75628	1JB43-4-4	HOSE END,BULKHEAD,SEAL LOK			

Fitting Cross References (Continued)

Genie PN	Parker PN	Description	Genie PN	Parker PN	Description
83064	13743-8-8	HOSE END,45° FEMALE SWIVEL,JIC	89449	6 WJLO-WLNL-S	RUN TEE, BULKHEAD,ORFS
83065	13743-12-12	HOSE END,45° FEMALE SWIVEL,JIC	89489	4 WJMLO-S	BRANCH TEE,BULKHEAD,ORFS
83066	13943-8-8	HOSE END,90° FEMALE SWIVEL,JIC	89551	1JB43-6-6	HOSE END,BULKHEAD,SEAL LOK
83067	14143-6-6	HOSE END,90° FEMALE SWIVEL,JIC	89552	1JB43-8-8	HOSE END,BULKHEAD,SEAL LOK
83068	14143-8-8	HOSE END,90° FEMALE SWIVEL,JIC	89593	20 C5OLO-S	ELBOW,90°,STRAIGHT THREAD TO ORFS
83069	14143-12-12	HOSE END,90° FEMALE SWIVEL,JIC	94161	8-8 CLO-S	ELBOW,90°,MALE PIPE TO ORFS
83070	772-8	HOSE,1/2 INCH ID	94358	351TC-12	HOSE,3/4 INCH ID
83071	10671-8-8	HOSE END,FEMALE SWIVEL,JIC	94418	20 FLO-S	CONNECTOR,MALE PIPE TO ORFS
83072	10671-12-12	HOSE END,FEMALE SWIVEL,JIC	96358	12 TX-S	SLEEVE,FLARE TUBE
83073	13771-8-8	HOSE END,45° FEMALE SWIVEL,JIC	96359	12 BTX-S	NUT,FLARE TUBE
83074	13771-12-12	HOSE END,45° FEMALE SWIVEL,JIC	96397	8 F5OX-S	CONNECTOR,STRAIGHT THREAD TO FLARE TUBE
83075	13971-8-8	HOSE END,90° FEMALE SWIVEL,JIC	96398	12-8 F5OX-S	CONNECTOR,STRAIGHT THREAD TO FLARE TUBE
83076	13971-12-12	HOSE END,90° FEMALE SWIVEL,JIC	96402	10343-6-6	HOSE END,MALE,JIC
83077	14171-8-8	HOSE END,90° FEMALE SWIVEL,JIC	96407	30382-6-6B	HOSE END,MALE,JIC
83078	14171-12-12	HOSE END,90° FEMALE SWIVEL,JIC			
83080	13943-16-16	HOSE END,90° FEMALE SWIVEL,JIC			
83103	10671-16-12	HOSE END,FEMALE SWIVEL,JIC			
83104	10671-10-12	HOSE END,FEMALE SWIVEL,JIC			
83112	1JC71-8-8	HOSE END,FEMALE SWIVEL,SEAL LOK			
83113	1JS71-16-12	HOSE END,FEMALE SWIVEL,SEAL LOK			
83114	1JS71-10-12	HOSE END,FEMALE SWIVEL,SEAL LOK			
83115	1J971-8-8	HOSE END,90° FEMALE SWIVEL,SEAL LOK			
83116	1J171-8-8	HOSE END,90° FEMALE SWIVEL,SEAL LOK			
83117	1J771-8-8	HOSE END,45° FEMALE SWIVEL,SEAL LOK			
83127	1J543-6-8	HOSE END,90° FEMALE SWIVEL,JIC			
83128	1JC43-6-8	HOSE END,FEMALE SWIVEL,SEAL LOK			
87033	12-6 TRLO-S	REDUCER,TUBE END TO SWIVEL,ORFS			
87034	3J782-8-8	HOSE END,45° FEMALE SWIVEL,SEAL LOK			
87172	12 HP5ON-S	PLUG,STRAIGHT THREAD			
87185	8 WNLO-WLNL-S	UNION,BULKHEAD 45°,ORFS			
87246	4 C6X-S	ELBOW,90°,SWIVEL NUT TO FLARE TUBE			
87679	6 LHP-S	FLANGE SEAL FITTING, MALE			
87681	6PLS N0702	BONDED SEAL			
88100	SR88100	ADAPTER,OIL DRAIN,GM 3.0L			
88311	1JS43-20-20	HOSE END,FEMALE SWIVEL,SEAL LOK			
88353	20 V5OLO-S	ELBOW,45°,STRAIGHT THREAD TO ORFS			
88474	10081-20	Crimp Shell, 1.25"			
88475	1988-20-24	HOSE END,90° FLANGE HEAD			
88476	JS88-24-24	HOSE END,FEMALE SWIVEL,SEAL LOK			
88477	1JC88-20-20	HOSE END,FEMALE SWIVEL,SEAL LOK			
88478	811-20	HOSE,11/4 INCH ID			
88936	20-16 F5OLO-S	CONNECTOR,STRAIGHT THREAD TO ORFS			
88937	20-16 FLO-S	CONNECTOR,MALE PIPE TO ORFS			
88938	1JC88-16-16	HOSE END,FEMALE SWIVEL,SEAL LOK			
88939	1J988-16-16	HOSE END,90° FEMALE SWIVEL,ORFS			
88940	811-16	HOSE,1 INCH ID			
88944	1J988-20-20	HOSE END,90° FEMALE SWIVEL,ORFS			
89403	16 VLO-S	ELBOW,45°,MALE PIPE TO ORFS			

California Proposition 65



WARNING

Operating, servicing and maintaining this equipment can expose you to chemicals including engine exhaust, carbon monoxide, phthalates, and lead, which are known to the State of California to cause cancer and birth defects or other reproductive harm. These chemicals can be emitted from or contained in other various parts and systems, fluids and some component wear by-products. To minimize exposure, avoid breathing exhaust, do not idle the engine except as necessary, service your equipment and vehicle in a well-ventilated area and wear gloves or wash your hands frequently when servicing your equipment or vehicle and after operation. For more information go to www.P65Warnings.ca.gov/passenger-vehicle.

Parts Manual

GS-1530

GS-1930

to SN 59999

Part No.
39529

Rev K9

Genie
A TEREX BRAND